

Makita[®]

2023

PRODUCT CATALOGUE



Index

Index	2-5				
New products	6-7				
Battery system	8-9				
Cordless tools line up	10-17				
Li-ion compatibility chart	18				
Portable power pack	19				
MAKPAC power source kit	20				
Safety Precautions	21				
Screwing/Drilling	22				
Stirring	50				
Hammer drilling/Chiselling	54				
Grinding/Sanding/Polishing	76				
Cutting	106				
Sawing	114				
Milling/Planing	134				
Fastening/Fixing	142				
Dust management	147				
Lawn care/Grass care	162				
Tree care/Hedge care	175				
Transportation	185				
Measuring/Leveling	187				
Lights	191				
Comfort/Lifestyle	197				
Speciality tools	208				
Accessory	212				
1					
1002BA	137				
1100	136				
1600	136				
1804N	135				
1805N	135				
1911B	135				
2					
2012NB	136				
2107F	111				
2416S	109				
2703	119				
2704	119				
2704N	119				
2712	119				
3					
3501N	137				
3600H	140				
3601B	141				
3706	137				
3709	138				
3710	138				
3711	138				
3712	138				
4					
4100KB	107				
4100NH2	107				
4100NH2R	108				
4100NH2W	108				
4100NH3	107				
4101RH	107				
4107R	107				
4114	109				
4114S	109				
4131	108				
4300BV	130				
4326	130				
4327	130				
4328	130				
4329	130				
4350CT	129				
4350FCT	129				
4350T	129				
4351CT	129				
4351FCT	129				
4351T	130				
4403	141				
5					
5005BA	123				
5007MG	123				
5007MGA	123				
5007N	124				
5007NB	124				
5007NF	124				
5008MG	125				
5					
5008MGA	125				
5057KB	127				
5103N	126				
5103R	126				
5104	126				
5104S	126				
5143R	127				
5377MG	124				
5402	127				
5402NA	127				
5477NB	124				
5800NB	123				
5806B	125				
5902B	126				
5903R	126				
6					
6305	31				
6407	32				
6408	32				
6411	32				
6412	32				
6413	32				
6842	42				
6843	42				
6905H	38				
6906	38				
6922NB	40				
6924N	39				
6952	29				
6953	39				
7					
7104L	141				
8					
8406	74				
9					
9031	105				
9032	105				
9035H	104				
9046	101				
9218PB	97				
9218SB	96				
9237C	97				
9237CB	97				
9403	104				
9404	104				
9500NB / N9500N	88				
9553HB	88				
9553HN / 9554HN / 9555HN	88				
9556HB / 9556HN / 9557HN / 9558HN	87				
9556HP / 9557HP / 9558HP	87				
9557NBR / 9557HNR / 9558NBR / 9558HNR	87				
9564H / 9565H	86				
9564P / 9565P	86				
9564PC / 9565PC / 9566PC	84				
9564PCV / 9565PCV / 9566PCV	83				
9565C / 9566C	83				
9565CLR / 9565CVL	84				
9565CR / 9566CR	83				
9565CVR / 9564CV / 9565CV / 9566CV	83				
9565HR	85				
9741	105				
9902	105				
9903	105				
9910	105				
9911	105				
9920	104				
9924DB	105				
A					
AC001G	209				
ADP001G	213				
ADP05	213				
ADP06	213				
ADP08	213				
ADP09	213				
ADP12 / ADP13	213				
AF201Z	145				
AF353	144				
AF506	144				
AF601	144				
A					
AF635	144				
AN454	146				
AN560	145				
AN613	145				
AN760	145				
AN924	146				
AN943	146				
AN960 / AN961	145				
AS001G	159				
AT1150A	146				
AT2550A	146				
AT638A / AT638	146				
B					
BO3710	103				
BO3711	103				
BO4510H	104				
BO4555	103				
BO4556	103				
BO4557	103				
BO4558	103				
BO4565	103				
BO4566	103				
BO4900V / BO4900	102				
BO4901	102				
BO5030	101				
BO5031	101				
BO5040	101				
BO5041	101				
BO6030	101				
BO6050	101				
BR400MP	169				
C					
CA5000	109				
CC301D	107				
CB100D	207				
CE001G	109				
CE002G	108				
CF001G	200				
CF002G	200				
CF003G	200				
CF100D	200				
CF101D	200				
CG100D	209				
CJ105D / CJ106D	201				
CL001G / CL002G / CL003G	155				
CL100D / CL102D / CL070D / CL072D	155				
CL106FD / CL107FD / CL108FD	155				
CL114FD / CL117FD	155				
CL121D	154				
CL183D	155				
CP100D	111				
CS002G	108				
CV102D	201				
CW001G	207				
CW002G / CW003G	207				
D					
DA001G	33				
DA002G	33				
DA3010	35				
DA3010F	35				
DA3011	35				
DA3011F	35				
DA330D	34				
DA331D	34				
DA332D	34				
DA333D	34				
DA4000LR	34				
DA4031	34				
DAS180	159				
DBM080	40				
DBM130	40				
DBM131	40				
DBM230	40				
DBN500	143				
DBN600	144				
DBO180	104				
DBO380	102				
DBO381	102				
DBO382	102				
D					
DBO480	101				
DBO481	102				
DBO482	102				
DBO484	102				
DBS180	104				
DCB200	207				
DCC500	107				
DCC501	107				
DCE090	109				
DCF102	200				
DCF201	200				
DCF203	200				
DCF301	200				
DCG180	209				
DCJ205 / DCJ206	201				
DCL180 / DCL182 / DCL181F	155				
DCL184	154				
DCL283F / DCL284F / DCL285F / DCL286F	155				
DCL501	154				

D		D		D		D	
DFT041R / DFT082R / DFT124R	48	DJV181	128	DS4011	31	DUN601L	183
DFT043F / DFT083F / DFT125F	47	DJV182	128	DS4012	31	DUP361	184
DFT060T / DFT120T	47	DJV184	128	DS5000	31	DUP362	184
DFT087F / DFT129F	47	DJV185	128	DSC102	110	DUR181	167
DFV210A	202	DKP180	135	DSC121	110	DUR189	166
DFV214A / DFV215A	202	DKP181	135	DSC163	110	DUR190L	166
DG001G	40	DKT360	207	DSC191	110	DUR190U	166
DG002G	40	DLM330	173	DSC251	110	DUR191L	166
DGA402 / DGA452	80	DLM432 / DLM382	173	DSD180	132	DUR191U	166
DGA404 / DGA454 / DGA504 / DGA521	80	DLM460 / DLM463	173	DSL801	104	DUR192L	167
DGA405 / DGA455 / DGA505 / DGA520	81	DLM462 / DLM465	173	DSP600	127	DUR193	167
DGA406 / DGA456 / DGA506	80	DLM481 / DLM480	172	DSP601	127	DUR194	166
DGA408 / DGA458 / DGA508	81	DLM530 / DLM534	172	DSS501	122	DUR368A	166
DGA411 / DGA461 / DGA511	80	DLM532 / DLM536	172	DSS610	122	DUR368L	166
DGA412 / DGA462 / DGA512	79	DLM533 / DLM537	172	DSS611	122	DUR369A	165
DGA413 / DGA463 / DGA513	79	DLM539 / DLM538	172	DST112	145	DUR369L	165
DGA414 / DGA464 / DGA514	79	DLS110	115	DST221	145	DUR369N	165
DGA417 / DGA467 / DGA517	80	DLS111	115	DTD103 / DTD063 / DTD043	48	DUS054	184
DGA418 / DGA468 / DGA518	80	DLS112	115	DTD104 / DTD064 / DTD040 / DTD044	48	DUS108	184
DGA419 / DGA469 / DGA519	81	DLS211	115	DTD152	28	DUS158	184
DGA700 / DGA701 / DGA900 / DGA901	79	DLS212	115	DTD153	28	DUT130	52
DGD800	98	DLS600	117	DTD154	28	DUT131	52
DGD801	98	DLS713	116	DTD156	28	DUX18	169
DGP180	209	DLS714	116	DTD157	29	DUX60	169
DHG180	211	DLW140	109	DTD172	28	DVC155L	149
DHG181	211	DMC300	111	DTDA040 / DTDA070 / DTDA100 / DTDA140	48	DVC156L	149
DHK180	72	DML185	195	DTL061	30	DVC157L	148
DHP451	25	DML800	196	DTL063	39	DVC261	152
DHP453	25	DML801	196	DTM50	133	DVC265	152
DHP458	24	DML802	195	DTM51	133	DVC350	151
DHP482	25	DML803	196	DTM52	133	DVC560	154
DHP484	24	DML805	194	DTP141	30	DVC660	152
DHP485	24	DML806	195	DTR180	143	DVC665	152
DHP486	23	DML807	195	DTR181	143	DVC750L	151
DHP487	24	DML808	195	DTS141	30	DVC860L	149
DHP489	23	DML809	194	DTW1001	36	DVC861L	149
DHR165	58	DML810	194	DTW1002	36	DVC865L	149
DHR171	58	DML811	194	DTW103 / DTW073	49	DVC866L	149
DHR182	58	DML812	194	DTW104 / DTW074	49	DVC867L	149
DHR183	58	DML813 / DML814	194	DTW180	37	DVP180	209
DHR202	58	DML815	195	DTW181	37	DVP181	209
DHR241	58	DML816	196	DTW190	37	DVR350	51
DHR242	57	DML817	196	DTW251	37	DVR450	51
DHR243	57	DMP180	206	DTW253	37	DVR850	51
DHR263	57	DMP181	206	DTW300 / DTW301	36	DWD181	209
DHR264	57	DMR055 / DMR056 / DMR057	199	DTW302	36	DWR180	39
DHR280	57	DMR108N	199	DTW450	36	DWT310	39
DHR281	57	DMR116	199	DTW700 / DTW701	36		
DHR282	57	DMR112	198	DTW800	36		
DHR283	56	DMR110N	198	DTWA070 / DTWA100 / DTWA140 / DTWA190	49	E	
DHR400	56	DMR114 / DMR115	198	DTWA260	49	EE400MP	169
DHS630	122	DMR200 / DMR201	199	DUA300 / DUA250	179	EJ400MP	169
DHS660	122	DMR202 / DMR203	199	DUA301 / DUA251	179	ELM3720 / ELM3320	174
DHS661	121	DMR300 / DMR301	198	DUB184	158	ELM4120	174
DHS680	122	DP2010	33	DUB185	159	ELM4121	174
DHS710	121	DP2011	32	DUB186	159	ELM4620	173
DHS711	121	DP3003	32	DUB187	158	ELM4621	173
DHS780	121	DP4000	32	DUB361	158	EM401MP / EM402MP / EM403MP / EM404MP	169
DHS781	121	DP4001	31	DUB362	158	EM405MP / EM406MP / EM408MP / EM409MP	169
DHS782	121	DP4002	31	DUB363	158	EM407MP	169
DHS783	121	DP4003	31	DUC101	178	EN401MP / EN402MP / EN410MP	169
DHS900	120	DP4010	31	DUC122	177	EN420MP / EN421MP / EN422MP / EN424MP	169
DHS901	120	DP4011	30	DUC254 / DUC254C / DUC204	177	EY402MP / EY403MP	169
DHW080	160	DPB180	111	DUC256 / DUC256C	177		
DJN161	112	DPB182	111	DUC307 / DUC357 / DUC407	177	F	
DJR183	131	DPB183	111	DUC400 / DUC353 / DUC303	177	FN001G	143
DJR185	131	DPB184	111	DUC405 / DUC355 / DUC305	177	FS2200	43
DJR186	131	DPJ180	135	DUC406 / DUC356 / DUC306	176	FS2300	43
DJR187	131	DPO500	100	DUH501 / DUH601 / DUH751	180	FS2500	42
DJR188	131	DPO600	100	DUH502 / DUH602 / DUH752	180	FS2700	41
DJR189	131	DPP200	112	DUH506 / DUH606	180	FS2701	41
DJR360	131	DPT353	144	DUH507 / DUH607	181	FS4000	43
DJS101	112	DPV300	98	DUH604S / DUH754S	181	FS4200	43
DJS130	112	DRC200	154	DUM111	170	FS4300	42
DJS131	112	DRC300	154	DUM604	170	FS6200	43
DJS161	112	DRS780	121	DUN461W	183	FS6300	43
DJS200	112	DRT50	138	DUN500W	183	FS6300R	43
DJS800	112	DRV150	143	DUN501W	183		
DJV180	128	DRV250	143	DUN600L	183	G	
						GA003G / GA004G / GA005G	77
						GA006G / GA007G / GA008G	77
						GA011G / GA012G / GA013G	77
						GA014G / GA015G / GA016G	77

Index

G		G		H		J	
GA021G / GA022G / GA023G	77	GS5000	100	HR2230	64	JR1000FT	132
GA024G / GA025G / GA026G	77	GS6000	99	HR2300	64	JR103D	132
GA027G / GA028G / GA029G	78	GV5010	97	HR2320T	64	JR105D	132
GA030G / GA031G / GA032G	78	GV6010	96	HR2460	63	JR3051T	132
GA035G / GA036G	79	GV7000	96	HR2470	63	JR3061T	132
GA037G / GA038G	79	GV7000C	96	HR2470F	63	JR3070CT	132
GA039G / GA040G / GA041G	78			HR2470FT	63	JS1000	113
GA042G / GA043G / GA044G	78	H		HR2470T	63	JS1601	113
GA045G / GA046G / GA047G	78	HB350	35	HR2475	64	JS1602	113
GA048G / GA049G / GA050G / GA051G	78	HB500	35	HR2600	62	JS3201	113
GA4030 / GA4530 / GA5030	87	HG5030	211	HR2601	62	JS8000	113
GA4030R / GA4530R / GA5030R	87	HG6030	211	HR2630	62	JV001G	128
GA4031 / GA4032	87	HG6031V	211	HR2630T	62	JV0600	130
GA4034 / GA4534 / GA5034	88	HG6530V	211	HR2631F	62	JV101D	129
GA4040 / GA4540 / GA5040 / GA6040	85	HG6531C	211	HR2631FT	62	JV102D	129
GA4040C / GA4540C / GA5040C / GA6040C	83	HK0500	72	HR2631FT	62	JV103D	128
GA4041C / GA4541C / GA5041C	82	HK1810	72	HR2641	62	JV183D	129
GA4050 / GA4550 / GA5050	84	HK1820	72	HR2652	63		
GA4050R / GA4550R / GA5050R	84	HM001G	69	HR2653	63	K	
GA4051R / GA4551R / GA5051R	85	HM002G	69	HR2653T	62	KP001G	135
GA4540R / GA5040R / GA6040R	85	HM0810	70	HR2663	63	KP0800	136
GA4541R / GA5041R	85	HM0810B	70	HR2800	61	KP0810	136
GA4542C / GA5042C / GA6042C	83	HM0810T	70	HR2810	61	KP0810C	136
GA4552 / GA5052	84	HM0830	70	HR2810T	61	KP312	136
GA4552R / GA5052R	84	HM0870C	70	HR2811F	61	KP312S	136
GA4553R / GA5053R	85	HM0871C	70	HR2811FT	61	KR400MP / KR401MP	169
GA4570	86	HM1101C	70	HR3001C	61	KT001G	207
GA4590 / GA5090	81	HM1111C	70	HR3011FC	61		
GA4591 / GA5091	81	HM1201	69	HR3012FC	61	L	
GA4592 / GA5092	81	HM1203C	69	HR3200C	60	LB1200F	128
GA4593 / GA5093	82	HM1205C	69	HR3210C	60	LC1230	108
GA4594 / GA5094	82	HM1213C	69	HR3210C	60	LD030P	190
GA4595 / GA5095	82	HM1214C	69	HR3210FCT	60	LD050P	190
GA5020 / GA5010 / GA6020 / GA6010	86	HM1306	69	HR3530	60	LD080P	190
GA5020C / GA6020C	82	HM1307C	71	HR3540C	60	LD080PI	190
GA5021 / GA5011 / GA6021	86	HM1307CB	72	HR3541FC	60	LE400MP	169
GA5021C / GA6021C	82	HM1317C	71	HR4002	60	LF1000	119
GA5080 / GA5080R	86	HM1317CB	72	HR4003C	59	LH1040	118
GA7010C / GA9010C	92	HM1501	71	HR4013C	60	LH1040F	118
GA7012C / GA9012C	92	HM1502	71	HR4030C	59	LH1201FL	118
GA7020 / GA9020	92	HM1511	71	HR4041C	59	LM001C	171
GA7020R / GA9020R	91	HM1512	71	HR4510C	59	LM002G / LM001G	172
GA7020S / GA9020S	92	HM1802	71	HR4511C	59	LM002J / LM001J	171
GA7030 / GA9030	90	HM1812	71	HR5202C	59	LM004J / LM003J	171
GA7030R / GA9030R	90	HP001G	23	HR5212C	59	LS002G	115
GA7030S / GA9030S	90	HP002G	23	HS003G	120	LS003G	115
GA7031 / GA9031	90	HP0300	27	HS004G	120	LS004G	115
GA7040R / GA9040R	89	HP1230	74	HS009G	120	LS0714	117
GA7040S / GA9040S	89	HP1630	74	HS010G	120	LS0714F	117
GA7050 / GA9050	92	HP1631	74	HS011G	119	LS0714FL	117
GA7050R / GA9050R	92	HP1640	74	HS012G	120	LS0815F	117
GA7060R / GA9060R	91	HP1641	74	HS0600	126	LS0815FL	117
GA7061 / GA9061	91	HP1641F	74	HS300D	122	LS1017L	116
GA7061R / GA9061R	90	HP2050	73	HS301D	122	LS1018L	116
GA7064 / GA7060 / GA9060	91	HP2050F	73	HS6100	123	LS1019	116
GA7070 / GA9070	88	HP2051	73	HS6101	123	LS1019L	116
GA7071 / GA9071	88	HP2051F	73	HS6600	123	LS1030N	118
GA7080 / GA9080	89	HP2070	73	HS6601	123	LS1040	118
GA7081 / GA9081	89	HP2070F	73	HS7000	125	LS1040F	118
GA7082 / GA9082	89	HP2071	73	HS7010	124	LS1045	118
GA9040	89	HP2071F	73	HS7100	125	LS1219	116
GA9062	91	HP330D	26	HS7101	125	LS1219L	116
GA9062R	91	HP332D	26	HS7600	125	LS1221	117
GA9063R	90	HP333D	26	HS7601	125	LS1440	118
GB602	100	HP347D	27	HS7610	124	LW1400	110
GB602W	100	HP488D	27	HS7611	124	LW1401	110
GB801	100	HR001G	56	HW101	161		
GD0600	99	HR002G	55	HW102	161	M	
GD0601	99	HR003G	56	HW111	160	ML001G	195
GD0602	99	HR004G	56	HW112	160	ML002G	195
GD0603	99	HR005G	55	HW1200	160	ML003G	194
GD0800	99	HR006G	55	HW121	160	ML006G	196
GD0800C	99	HR007G	55	HW1300	160	ML007G	194
GD0801C	99	HR008G	55	HW140	160	ML005G / ML009G	194
GD0810C	98	HR009G	55	HW151	160	ML010G	194
GD0811C	98	HR010G	56			ML011G	196
GF600	143	HR140D	58	J		ML102	196
GN420C	146	HR166D	58	JN1601	113	ML105	195
GN900	146	HR1840	64	JN3201	113	ML107	196
		HR1841F	64	JR001G	131	ML104	195
				JR002G	130	ML106	195

M		S		U	
ML187	195	SK20GD	188	UP100D	184
MLT100N	119	SK312GD	188	UR002G	165
MP001G	206	SK40GD	188	UR003G	165
MP100D	206	SK700D	188	UR006G	164
MR002G / MR001G	198	SK700GD	188	UR007G	164
MR004G / MR003G	198	SKR200Z	189	UR008G	165
MR007G / MR006G	198	SP001G	127	UR012G	164
MR010G / MR009G	199	SP6000	127	UR013G	164
MR052 / MR051	199	ST113D	145	UR014G	164
MW001G	207	SW400MP	169	UR016G	165
				UR017G	165
N		T			
N3701	139	TD001G	28	UR100D	167
N5900B	126	TD002G	28	UR101C	164
		TD003G	28	UR140D	167
		TD0100	30	UR180D	167
		TD0101	30	UR201C	164
		TD0101F	30	UR202C	164
		TD022D	29	UR2300	168
		TD090D	29	UR3000	168
		TD110D	29	UR3500	168
		TD111D	29	UR3501	167
		TD112D / TD091D	49	UR3502	167
		TD126D	29	US053D	184
		TD127D	29	UT001G	52
		TL064D	30	UT002G	52
		TL065D	39	UT1200	53
		TM3000C	133	UT1305	52
		TM3010C	133	UT1400	53
		TM30D	133	UT1401	53
		TW001G	35	UT1600	53
		TW004G / TW005G	36	UT2204	52
		TW007G / TW008G	35	UV3600 / UV3200	174
		TW0200	39	UX01G	169
		TW0350	38	V	
		TW060D	38	VC001GL	148
		TW1000	38	VC002GL	148
		TW100D	38	VC003GL	148
		TW140D	38	VC004GL	148
		TW141D	37	VC005GL	148
		TW160D	37	VC006GM	148
		TW161D	37	VC007GL	148
		TW202D	38	VC008G	152
		U			
		UA003G / UA001G	179	VC009G	152
		UA004G / UA002G	179	VC1310L	150
		UB001C	158	VC2000L	151
		UB001G	158	VC2012L	151
		UB002C	158	VC2201M	150
		UB100D	159	VC2211M	150
		UB101D	159	VC2510L	150
		UB1102	159	VC2512L	151
		UB1103	159	VC3011L	151
		UB400MP / UB401MP / UB402MP	169	VC3012L	151
		UC005G / UC004G / UC003G / UC002G	176	VC3012M	151
		UC006G / UC007G	176	VC3210L	150
		UC013G / UC012G / UC011G / UC010G	176	VC3211H	149
		UC017G / UC016G / UC015G / UC014G	176	VC3211M	150
		UC020G	176	VC4210L	150
		UC100D	178	VC4210M	150
		UC4041A / UC3541A / UC3041A	178	VR001C	51
		UC4550A / UC4050A / UC3550A / UC3050A	178	VR001G	51
		UC4551A / UC4051A / UC3551A / UC3051A	178	VR002C	51
		UD2500	174	VR003C	52
		UH004G / UH005G	180	VR003G	51
		UH006G / UH007G	180	VR004C	52
		UH008G / UH009G	180	VR004G	51
		UH013G / UH014G	181	W	
		UH200D	181	WR100D	39
		UH201D	181		
		UH420D / UH480D / UH520D	182		
		UH422D / UH522D	182		
		UH4261 / UH4861 / UH5261	182		
		UH4570 / UH5570 / UH6570	182		
		UH5580 / UH6580 / UH7580	182		
		UM110D	170		
		UM164D	170		
		UM167D	170		
		UM600D	170		
		UN460WD	183		

Screwing/Drilling

p.22



Stirring

p.50



Hammer drilling/Chiselling

p.54



Grinding/Sanding/Polishing

p.76



Cutting

p.106




Sawing

p.114



Milling/Planing

p.134



Fastening/Fixing

p.142



Dust management

p.147




Lawn care/Grass care

p.162



Tree care/Hedge care

p.175



Transportation

p.185



Measuring/Leveling

p.187



Lights

p.191



Comfort/Lifestyle

p.197



Speciality tools

p.208



Accessory

p.212



New Products

Cordless Driver Drill

18V

DDF489 p. 23



Cordless Hammer Driver Drill

DHP489 p. 23



Cordless Mixer

40Vmax

UT001G / UT002G p. 52



Cordless Jig Saw

40Vmax

JV001G p. 128



Cordless Impact Driver

40Vmax

TD002G p. 28
TD003G p. 28

Cordless Combination Hammer

40Vmax

HR010G p. 56



Cordless Jig Saw

18V

DJV185 p. 128



Cordless Impact Wrench

18V

TW202D p. 38



Cordless Rotary Hammer

18V

DHR183 p. 58



Cordless Recipro Saw

18V

DJR189 p. 131



Cordless Earth Auger

40Vmax

DG002G p. 40



Cordless Angle Grinder

40Vmax

GA048G / GA049G p. 78
GA050G / GA051G p. 78

Cordless Vacuum Cleaner

40Vmax x2

VC006GM / VC007GL p. 148



Cordless Earth Auger

18Vx2

DDG461 p. 41



Angle Grinder

AC

GA4590 / GA5090 / GA4591 p. 81
GA5091 / GA4592 / GA5092 p. 81
GA4593 / GA5093 / GA4594 p. 82
GA5094 / GA4595 / GA5095 p. 82

Cordless Cleaner

18V

DCL283F / DCL284F p. 155
DCL285F / DCL286F p. 155

Cordless Screwdriver

18V

DFT087F / DFT129F p. 47



Cordless Finishing Sander

18V

DBO484 p. 102
DBO382 p. 102

Battery Powered Backpack Blower

Battery Powered

UB002C p. 158



Cordless Impact Wrench

18V

DTWA260 p. 49



Cordless Power Cutter

40Vmax x2

CE002G p. 108



Cordless Blower Vacuum

18V


DUB187 p. 158



Cordless Concrete Vibrator

40Vmax

VR001G / VR003G / VR004G p. 151



Cordless Circular Saw

40Vmax

HS012G p. 120



Cordless Dust Blower

18V

DAS180 p. 159



Cordless Grass Trimmer

40Vmax

UR013G / UR014G p. 164
UR016G / UR017G p. 165



Cordless Backpack Mist Blower

40Vmax

PM001G p. 184



Cordless Radio with Lantern

40Vmax

MR010G / MR009G p. 199



Cordless Lawn Mower

64Vmax

LM004J / LM003J p. 171



Battery Powered Wheelbarrow

18Vx2

DCU603 / DCU604 / DCU605 p. 186



Cordless Radio with Lantern

18V

DMR057 / DMR056 / DMR055 p. 199



Cordless Lawn Mower

40Vmax

LM002G / LM001G p. 172



Cordless Area Worklight

40Vmax / 18V

ML010G p. 194



Cordless Fan

40Vmax / 18V

CF003G p. 200



Cordless Chain Saw

18V

DUC307 / DUC357 / DUC407 p. 177



Cordless Worklight

40Vmax / 18V

ML009G / ML005G p. 194



Battery Heated Base Layer Shirt

18V / 12Vmax

DCX200 / DCX201 p. 201



Cordless Pruning Saw

18V

DUC101 p. 178



Cordless Worklight

40Vmax

ML011G p. 196



Cordless Cooler & Warmer Box

40Vmax / 18V

CW002G / CW003G p. 207



Cordless Pruning Saw

12Vmax

UC100D p. 178



Cordless Worklight

18V

DML817 p. 196



Cordless Microwave

40Vmax

MW001G p. 207



Cordless Hedge Trimmer

18V

DUH506 / DUH606 p. 180
DUH507 / DUH607 p. 181



Cordless Worklight

12Vmax

ML107 p. 196



Cordless Air Compressor

40Vmax

AC001G p. 209



Cordless Pruning Shears

12Vmax

UP100D p. 184



Communication connector

40Vmax

ADP12 / ADP13 p. 213



Tool ◀▶ Battery ◀▶ Battery Charger
Digital communication

XGT is a new system with its own tools, batteries, and chargers. A combination of innovative tool design and higher output batteries provide a genuine solution for high demand industrial users.

Optimum power supply system and Optimum charging system

The XGT range of tools and batteries come with a built-in program, providing digital communication between the battery and tool. Allowing not only for the battery to talk with tool but also the tool to talk to the battery. Battery technology and motor engineering that work together for optimum performance.



Optimum charging system

Auto maintenance system with two cooling fans for providing more optimum fast charging

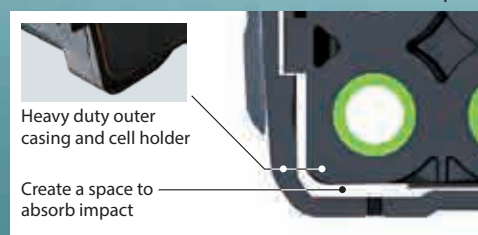
Built Tough

High durability specifications specially designed for 40Vmax Li-Ion batteries

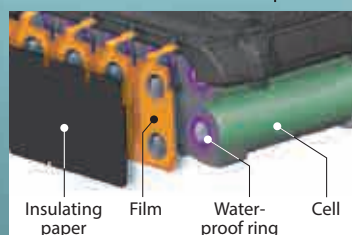
4-LED fuel gauge indicator



Terminal short-circuit prevention structure
The protection wall is provided between terminals against water and dust.



Shock absorption structure



Waterproof Triple-layer Structure
prevents cell failure due to water and dust.



High Rigidity Battery Rails
Durable slide in battery rail that holds the battery and the tools firmly and securely to withstand high power products



Rapid Optimum Charging System

It is necessary to cool down before start charging when the battery temperature is high.
Built-in fan circulates air through the battery before start charging and during the charging process to cool the battery for faster charge time.

The Makita Rapid Optimum Charger communicates with the battery's built-in chip throughout the charging process to optimize battery life by actively controlling current, voltage and temperature.


The optimum charging system
Forced air cooling



Fast charging



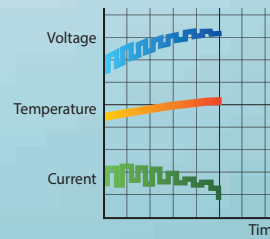
General charging method
Natural heat dissipation



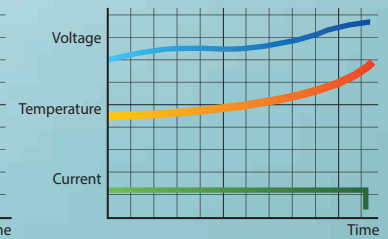
Waiting time for charging




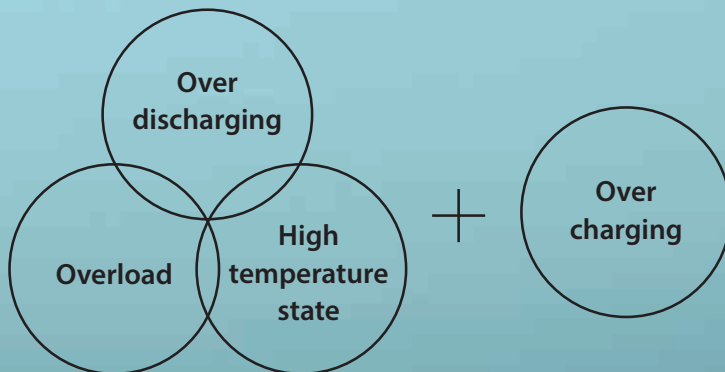
The optimum charging system



General charging method



Battery Protection Function



This function is communication technology that allows the tool and battery to monitor conditions and exchange data in real time to protect against Overload, Over-Discharge and Overheating.


Firm Holding

Multi-contact terminals reduce electrical resistance and increase connection stability withstanding against vibration, and ultimately ensures Stable current supply to the tool.

Anytime Charge
No Memory Effect
No discharging required



Shock Absorbing
Heavy Duty Pack





40V Li-ion max

High Power

Durability

Digital Communication



Area Worklight

Worklight

Adapter for USB

Job Site Radio

Inflator

Flashlight

Radio with Lantern

Microwave

Lawn Mower

Kettle

Cooler & Warmer Box

Hedge Trimmer

Blower

Earth Auger

Dust Blower

Fan

Chain Saw

Backpack Mist Blower

Grass Trimmer

Pole Saw

Multi Function Power Head



40V Li-ion max

XGT X2 80V max



Rotary Hammer



Demolition Hammer



Power Cutter



Grass Trimmer



Vacuum Cleaner

Battery

BL4020
2.0Ah

BL4025 /
BL4025F
2.5Ah

BL4040 /
BL4040F
4.0Ah





Impact Driver

Driver Drill

Hammer Driver Drill

Rotary Hammer

Demolition Hammer

Combination Hammer

Brad Nailer

Communication connector

Angle Drill

Air Compressor

Impact Wrench

Mixer

Concrete Vibrator



180+
TOOLS

Rear Handle Saw

Polisher

Angle Grinder

Circular Saw

Plunge Cut Saw

Slide Compound Miter Saw



Backpack Vacuum Cleaner

Recipro Saw

Metal Cutter

Jig Saw

Planer

Portable Band Saw

Trimmer

Vacuum Cleaner

Cleaner

Charger

BL4050F
5.0Ah

BL4080F
8.0Ah

DC40RA

DC40RB

DC40WA

DC40RC

ADP10



Adapter for LXT Battery

18V LITHIUM-ION



Vacuum Pump

Wheelbarrow

Heat Gun

Worklight

Flashlight

Worklight

Fan Jacket

Heated Vest

Fan Vest

Hedge Trimmer

Heated Jacket

Heated Base Layer Shirt

Heated Blanket

Grass Trimmer



Wall Scanner

Stapler

Concrete Vibrator

Caulking Gun

Rebar Tying Tool

Rivet Gun

Worklight

Area Worklight

LED Flashlight

Radio with Lantern

Coffee Maker

Job Site Radio

Lawn Mower

Cooler & Warmer Box

Garden Sprayer

Dust Blower

Pruning Saw

Multi Function Power Head

Cleaner

Slide Compound Miter Saw

Pin Nailer

Concrete Vibrator

Hole Puncher

Grease Gun

LED Worklight

Coffee Maker

Job Site Radio

Cooler & Warmer Box

Garden Sprayer

Dust Blower

Pruning Saw

Multi Function Power Head

Cleaner

Recipro Saw

Rear Handle Saw

Rotary Hammer

Combination Hammer

Pin Nailer

Finish Nailer

Hole Puncher

Grease Gun

LED Worklight

Job Site Radio

Cooler & Warmer Box

Garden Sprayer

Dust Blower

Pruning Saw

Multi Function Power Head

Cleaner

Portable Cut-off

Plunge Cut Saw

Power Cutter

Angle Grinder

Circular Saw

Angle Drill Shear Wrench

Backpack Vacuum Cleaner

Upright Cleaner

Brad Nailer

Inflator

Fan

Job Site Speaker

Grass Shear

Blower

Blower Vacuum

Vacuum Cleaner

Portable Vacuum Cleaner

Cut-Out Tool

Cyclone Cleaner



18V Lithium-ion

Robotic Cleaner

Trimmer

Drywall Saw

Vacuum Cleaner

Portable Vacuum Cleaner

Planer

Cut-Out Tool

Cleaner

Cyclone Cleaner

Plate Joiner

Belt Sander



Chain Saw Pole Saw

Grass Trimmer

Pruning Shears

Earth Auger

Lawn Mower

Vacuum Pump

High Pressure Washer

Wheelbarrow

Portable Power Pack

Impact Wrench

Blower

Kettle

Hedge Trimmer

Screwdriver

4 Mode Impact Driver

Vacuum Cleaner

Multi Function Power Head

Auto Feed Screwdriver

Mixer

Driver Drill

18V x2

420+ TOOLS

6.0Ah 5.0Ah 4.0Ah
3.0Ah 2.0Ah 1.5Ah

Angle Drill

Angle Impact Wrench

Oil-Pulse Driver

Ratchet Wrench

Impact Driver

Angle Impact Driver

Hammer Driver Drill

Rotary Hammer

Power Scraper

Combination Hammer

Multi Tool

Steel Rod Cutter

Metal Shear

Compact Cut Off

Metal Cutter

Recipro Saw

Die Grinder

Nibbler

Threaded Rod Cutter

Cutter

Circular Saw

Sander Polisher

Finishing Sander

Threaded Rod Cutter

Portable Band Saw

Random Orbit Sander

Random Orbit Polisher

Drywall Sander

Angle Grinder

Slide Compound Miter Saw

Jig Saw

Compound Miter Saw

Expand Your Lithium Line Up

12V_{max} LITHIUM-ION

100+ TOOLS
4.0Ah 2.0Ah 1.5Ah

EXPAND YOUR LITHIUM-ION LINEUP

- Driver Drill
- Hammer Driver Drill
- Impact Driver
- Angle Drill
- Impact Wrench
- Rotary Hammer
- Ratchet Wrench
- Circular Saw
- Multi Cutter
- Threaded Rod Cutter
- Cutter
- Recipro Saw
- Drywall Saw
- Multi tool
- Pin Nailer
- Jig Saw
- Stapler
- Sander Polisher
- Garden Sprayer
- Caulking Gun
- Pruning Shears
- Pruning Saw
- Hedge Trimmer
- Blower
- Inflator
- LED Flashlight
- Cordless Cleaner
- Worklight
- Job Site Radio
- Job Site Speaker
- Adapter for USB
- Rechargeable Green Multi Line Laser
- Rechargeable Green 4-point Cross Line Laser
- Rechargeable Red 4-point Cross Line Laser
- Heated Jacket
- Heated Vest
- Heated Base Layer Shirt
- Heated Blanket
- Fan
- Fan Jacket
- Fan Vest



10.8V Lithium-ion



7.2V Lithium-ion



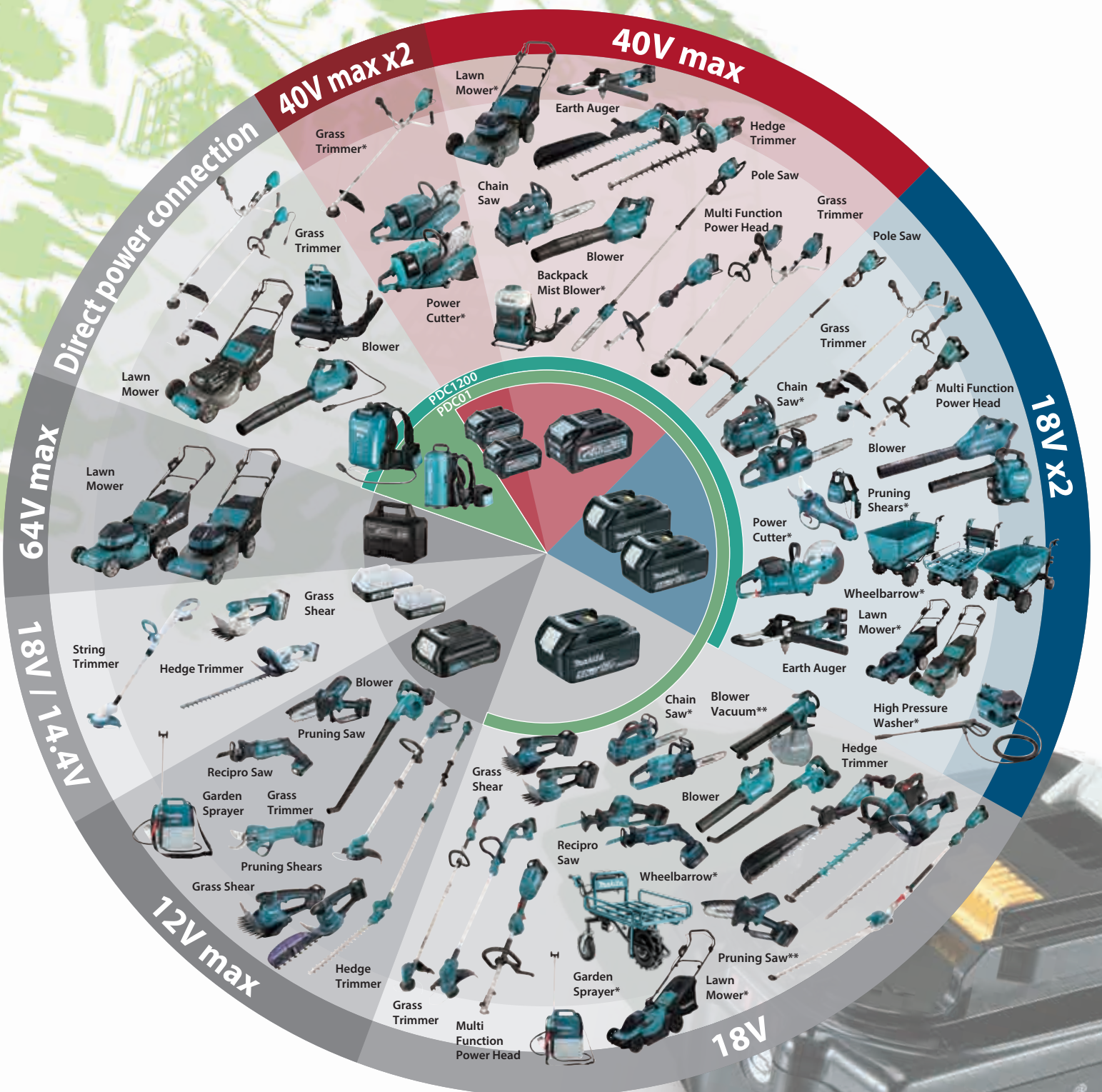
18V Lithium-ion




14.4V Lithium-ion



A wide variety of Lithium-ion Garden Tools



* These models are not compatible with Portable Power Pack (PDC1200, PDC01)
 Only rear handle type chainsaws are compatible
 ** These models are not compatible with Portable Power Pack (PDC1200)



Li-ion Battery & Charging Time Reference, Compatibility Chart

40Vmax		18V	Fast Charging DC40RA DC40RB*	DC40RC	DC40WA*	Fast Charging DC40RA + ADP10 Compatible with LXT Li-ion batteries	DC40RC + ADP10 Compatible with LXT Li-ion batteries	Fast Charging DC18RC DC18RD* DC18RE**	DC18SF Except BL1430A	DC18SD DC18SH* DC18SE (Automotive)	DC18WC	
XGT	8.0Ah BL4080F	76min.	170min.	420min.	-	-	-	-	-	-	-	
	5.0Ah BL4050F	50min.	85min.	260min.	-	-	-	-	-	-	-	
	4.0Ah BL4040F BL4040	45min.	67min.	210min.	-	-	-	-	-	-	-	
	2.5Ah BL4025F BL4025	28min.	38min.	130min.	-	-	-	-	-	-	-	
	2.0Ah BL4020	22min.	30min.	110min.	-	-	-	-	-	-	-	
LXT	6.0Ah BL1860B	-	-	-	40min.	85min.	55min.	1 to 2 batteries 130 min.	3 to 4 batteries 260 min.	130min.	160min.	
	5.0Ah BL1850B	-	-	-	35min.	70min.	45min.	110 min.	220 min.	110min.	135min.	
	4.0Ah BL1840B	-	-	-	29min.	58min.	36min.	90 min.	180 min.	90min.	110min.	
	3.0Ah BL1830B	-	-	-	22min.	42min.	22min.	60 min.	120 min.	60min.	80min.	
	2.0Ah BL1820B	-	-	-	24min.	33min.	24min.	45 min.	90 min.	45min.	55min.	
	1.5Ah BL1815N	-	-	-	15min.	22min.	15min.	30 min.	60 min.	30min.	40min.	
		Fast Charging DC10WD DC10SB DC18RE**	DC10WD			PDC1200	DC4001			PDC01		
CXT	4.0Ah BL1041B	60min.	130min.			40Vmax Lithium-ion					Powered by up to four 18V LXT Batteries	
	2.0Ah BL1021B	30min.	70min.			18V x2 Lithium-ion						
	1.5Ah BL1016	22min.	50min.			18V x2 Lithium-ion						
64Vmax Lithium-ion	10.0Ah BL64100	300min.			10.8V Lithium-ion	1.3Ah BL1013	50min.			1.5Ah BL1415G BL1815G	70 min.	80 min.
	4.0Ah BL6440	120min.			7.2V Lithium-ion	1.5Ah BL0715	35min.			2.0Ah BL1420G BL1820G	90 min.	105 min.

*DC40RB / DC40WA / DC18RD / DC18SH: Two Port Multi Charger **DC18RE: CXT & LXT Dual port Fast Charger

PDC1200

Powered by 36V-40Vmax built-in battery
1,200 Wh high capacity
 (Approx. 6 times more capacity than BL1860B x 2)

IPX4

Charger: DC4001
 Charging time: 6 hours



Height-adjustable waist belt
 The position of the waist belt can be adjusted for personal fit and comfort.



Quickly removable harness
 can be attached / removed from the main unit with a single action.



Reflectors
 keep operator visible from a distance even in the dark.

PDC01

Powered by up to four 18V LXT batteries
432 Wh high capacity
 (with 4 pcs. of BL1860B)

IPX4



PDC1200 / PDC01

Portable Power Pack

	PDC1200	PDC01
Capacity	33.5 Ah	24 / 12 Ah
Energy Capacity	1,206 Wh	432 Wh (BL1860Bx4)
Number of Cells	100	-
Charging Time (hours)	6	-
Power Supply Cord	Battery Side: 1.1 m (3.6 ft) Adapter Side: 0.6 m (2.0 ft)	1.7 m (5.6 ft)
Dimensions (L x W x H)	w/o Harness: 369 x 261 x 139 mm (14-1/2 x 10-1/4 x 5-1/2") w/ Harness: 428 x 261 x 164 mm (16-7/8 x 10-1/4 x 6-1/2")	w/o Harness: 400 x 195 x 132 mm (15-3/4 x 7-5/8 x 5-3/16") w/ Harness: 400 x 270 x 149 mm (15-3/4 x 10-5/8 x 5-7/8")
Net weight	w/o Harness: 8.8 kg (19.4 lbs.)	w/o battery: 2.8 kg (6.1 lbs.)

Battery Powered Models



UR101C
UR201C
UR202C

UB001C

UB002C

LM001C
LM003C
LM004C

VR001C
VR003C
VR004C

Adapter set

Part No. 191N62-4



Adapter set

Part No. 191J51-5



Adapter set

Part No. 191J50-7



MAKPAC Power source kit



	Model No.	MAKPAC type	Set contents				
			Battery	Ah	Qty	Charger	Converter
40V_{max} Lithium-ion	MKP1G001	TYPE1	BL4025	2.5Ah	2	DC40RA	
	MKP1G002	TYPE1	BL4040	4.0Ah	2	DC40RA	
18V Lithium-ion	MKP1SY182	TYPE1	BL1815N	1.5Ah	2	DC18SD	
	MKP1RA182	TYPE1	BL1820B	2.0Ah	2	DC18RC	
	MKP1RF181	TYPE1	BL1830B	3.0Ah	1	DC18RC	
	MKP1RF182	TYPE1	BL1830B	3.0Ah	2	DC18RC	
	MKP1RF183	TYPE1	BL1830B	3.0Ah	3	DC18RC	
	MKP1RF184	TYPE1	BL1830B	3.0Ah	4	DC18RC	
	MKP1RM182	TYPE1	BL1840B	4.0Ah	2	DC18RC	
	MKP1RM183	TYPE1	BL1840B	4.0Ah	3	DC18RC	
	MKP1RM184	TYPE1	BL1840B	4.0Ah	4	DC18RC	
	MKP1RT181	TYPE1	BL1850B	5.0Ah	1	DC18RC	
	MKP1RT182	TYPE1	BL1850B	5.0Ah	2	DC18RC	
	MKP1T188	TYPE1	BL1850B	5.0Ah	8	-	
	MKP1RG181	TYPE1	BL1860B	6.0Ah	1	DC18RC	
	MKP1RG182	TYPE1	BL1860B	6.0Ah	2	DC18RC	
	MKP1RG183	TYPE1	BL1860B	6.0Ah	3	DC18RC	
	MKP1RG184	TYPE1	BL1860B	6.0Ah	4	DC18RC	
	MKP2RFC2	TYPE2	BL1830B	3.0Ah	2	DC18RC	BCV03
	MKP2RFC3	TYPE2	BL1830B	3.0Ah	3	DC18RC	BCV03
	MKP2RFC4	TYPE2	BL1830B	3.0Ah	4	DC18RC	BCV03
	MKP2PF184	TYPE2	BL1830B	3.0Ah	4	DC18RD	
MKP2RMC2	TYPE2	BL1840B	4.0Ah	2	DC18RC	BCV03	
MKP2PM184	TYPE2	BL1840B	4.0Ah	2	DC18RD		
MKP2PT184	TYPE2	BL1850B	5.0Ah	4	DC18RD		
MKP3PM182	TYPE3	BL1840B	4.0Ah	2	DC18RD		
MKP3PM184	TYPE3	BL1840B	4.0Ah	4	DC18RD		
MKP3PT182	TYPE3	BL1850B	5.0Ah	2	DC18RD		
MKP3PT184	TYPE3	BL1850B	5.0Ah	4	DC18RD		
MKP3PG182	TYPE3	BL1860B	6.0Ah	2	DC18RD		
MKP3PG184	TYPE3	BL1860B	6.0Ah	4	DC18RD		
12V_{max} Lithium-ion 18V Lithium-ion	MKP2NX1	TYPE3	BL1021B / BL1850B	2.0Ah / 5.0Ah	1	DC18RE	
	MKP2NX2	TYPE3	BL1021B / BL1850B	2.0Ah / 5.0Ah	2	DC18RE	
	MKP2NX3	TYPE3	BL1041B / BL1850B	4.0Ah / 5.0Ah	1	DC18RE	
	MKP2NX4	TYPE3	BL1041B / BL1850B	4.0Ah / 5.0Ah	2	DC18RE	
12V_{max} Lithium-ion	MKP1WY122	TYPE1	BL1016	1.5Ah	2	DC10WD	
	MKP1SY122	TYPE1	BL1016	1.5Ah	2	DC10SB	
	MKP1WA122	TYPE1	BL1021B	2.0Ah	2	DC10WD	
	MKP1SA122	TYPE1	BL1021B	2.0Ah	2	DC10SB	
	MKP1WM122	TYPE1	BL1041B	4.0Ah	2	DC10WD	
	MKP1SM122	TYPE1	BL1041B	4.0Ah	2	DC10SB	

MAKPAC trolley

able to stack on for easy loading

Part No.
TR00000002
TR00000001 (EU)



MAKPAC adapter set

Makita AC Vacuum Cleaner
to connect with MAKPAC

Part No.
198730-6 / 198599-8(EU)

Model No.
VC001G,L VC002GL, VC003GL, VC004GL,
VC005GL, VC3211H/M, VC2211M, VC2201M,
VC1310L, VC2510L, VC3210L



MAKPAC organizer

ideal for accessory cases

Part No.
MAKPAC organizer set
191X80-2

MAKPAC organizer set (No box)
191X84-4



Cool Box

20mm thickness formed polystyrene, sealing
strips are placed around the mating surface
of lid and box.

18L
Part No.
198253-4 (Type 4)
500mL \times 20 2L \times 4



11L
Part No.
198254-2 (Type 3)
500mL \times 10 2L \times 2



Safety Precautions

When using electric tools, basic safety precautions should always be followed to reduce the risk of fire, electric shock, and personal injury, including the following.

/// KEEP WORK AREA CLEAN.

Cluttered areas and benches invite injuries.

/// CONSIDER WORK AREA ENVIRONMENT.

Don't use power tools in damp or wet locations. Keep work area well lit. Don't expose power tools to rain. Don't use power tool in presence of flammable liquids or gases.

/// KEEP CHILDREN AWAY.

All visitors should be kept away from work area. Don't let visitors touch the tool or extension cord.

/// STORE IDLE TOOLS.

When not in use, tools should be stored in a dry, high or locked up place, out of reach of children.

/// DON'T FORCE THE TOOL.

It will do the job better and safer at the rate for which it was intended.

/// USE THE RIGHT TOOL.

Don't use small tools or attachments to do the job of a heavy-duty tool. Don't use tools for purposes not intended.

/// DRESS PROPERLY.

Don't wear loose clothing or jewelry. They can be caught in moving parts. Rubber gloves and non-skid footwear are recommended when working outdoors. Wear protective hair covering to contain long hair.

/// USE SAFETY GLASSES.

Also use face or dust mask if the cutting operation is dusty.

/// DON'T ABUSE THE CORD.

Never carry the tool by the cord or yank it to disconnect it from the socket. Keep the cord away from heat, oil, and sharp edges.

/// SECURE WORK.

Use clamps or a vise to hold the work. It's safer than using your hand and it frees both hands to operate the tool.

/// DON'T OVERREACH.

Keep proper footing and balance at all times.

/// MAINTAIN TOOLS WITH CARE.

Keep cutting tools sharp and clean for better and safer performance. Follow instructions for lubrication and changing accessories. Inspect tool cord periodically and if damaged, have it repaired by an authorized service facility. Inspect extension cords periodically and replace, if damaged. Keep handles dry, clean and free from oil and grease.

/// DISCONNECT TOOLS.

When not in use, before servicing and when changing accessories such as blades, bits and cutters.

/// REMOVE ADJUSTING KEYS AND WRENCHES.

Form the habit of checking to see that keys and adjusting wrenches are removed from the tool before turning it on.

/// AVOID UNINTENTIONAL STARTING.

Don't carry a plugged-in tool with a finger on the switch. Ensure switch is OFF when plugging in.

/// USE OUTDOOR EXTENSION CORDS.

When tool is used outdoors, use only extension cords intended for outdoor use.

/// STAY ALERT.

Watch what you are doing. Use common sense. Don't operate tool when you are tired.

/// CHECK DAMAGED PARTS.

Before further use of the tool, a guard or other part that is damaged should be carefully checked to determine that it will operate properly and perform its intended function. Check for alignment of moving parts, free running of moving parts, breakage of parts, mounting and any other conditions that may affect its operation. A guard or other part that is damaged should be properly repaired or replaced by an authorized service center unless otherwise indicated in this instruction manual. Have defective switches replaced by an authorized service facility. Don't use the tool if the switch does not turn it on and off.

/// GUARD AGAINST ELECTRIC SHOCK.

Avoid body contact with earthed or grounded surfaces (e.g. pipes, radiators, ranges, refrigerators).

/// REPLACEMENT PARTS.

When servicing a tool, use only identical replacement parts.

/// VOLTAGE WARNING:

Before connecting the tool to a power source (receptacle, outlet, etc.) Be sure the voltage supplied is the same as that specified on the nameplate of the tool. A power source with voltage greater than that specified for the tool can result in SERIOUS INJURY to the user V as well as damage to the tool. If in doubt, DO NOT PLUG IN THE TOOL. Using a power source with voltage less than the nameplate rating is harmful to the motor.

Note

- Makita reserves the right to change specifications of parts and accessories without notice.
- Items of standard equipment and specifications may vary by country or area.
- Net weight and dimensions may differ by the type of battery.
- Standard export color for motor housing is Makita industrial green (blue).
- Please state required voltage when ordering. These offers are subject to availability in each country. Actual product color may differ slightly from color reproduced here.
- The weight may differ depending on the attachment(s), including the battery cartridge. The lightest and heaviest combination, according to EPTA-Procedure 01/2014
























Guarantee

Every Makita tool is thoroughly inspected and tested before leaving the factory. It is guaranteed against defective workmanship and materials. Should any trouble develop, return the COMPLETE tool prepaid to Makita or point of purchase. If inspection shows trouble is caused by defective workmanship of material, all repairs will be made without charge. The guarantee does not apply where repairs have been made or attempted by others; repairs are due to normal wear; the tool has been abused or in an accident; misuse is evident – caused by overloading the tool beyond its capacity, use of the tool after partial failure or use with improper accessories.

PRODUCTS

Screwing/Drilling



-  Double Insulation
-  Variable Speed
-  Brake
-  Reversing
-  Mechanical 2-Speed
-  Mechanical 3-Speed
-  Electronic 2-Speed
-  Electronic 3-Speed
-  Electronic 4-Speed
-  Keyless Chuck
-  Torque Setting 6
-  Torque Setting 9
-  Torque Setting 16
-  Torque Setting 18
-  Torque Setting 20
-  Torque Setting 21
-  Torque Setting 21/41
-  Clutch-equipped
-  Torque Limiter
-  Constant Speed
-  Soft Start
-  Built-in Job Light
-  Carrying Case

DF001G Cordless Driver Drill 40V max

40Vmax XGT BL AFT Cordless 13 mm (1/2") 125 N-m (1,100 in.lbs.) Driver Drill



Capacity	Steel: 20 mm (13/16") Wood (Auger-Bit): 50 mm (2") Wood (Self-feed bit): 76 mm (3") Wood (Hole saw): 152 mm (6")
Chuck capacity	1.5 - 13 mm (1/16 - 1/2")
No Load Speed (RPM)	High: 0 - 2,600 / Low: 0 - 650
Max fastening torque	Hard: 140 N-m (1,240 in.lbs.) Soft: 68 N-m (600 in.lbs.)
Max lock torque	125 N-m (1,100 in.lbs.)
Dimensions (L x W x H)	w/ BL4020 / BL4025: 181 x 86 x 275 mm (7-1/8 x 3-3/8 x 10-7/8") w/ BL4040: 181 x 86 x 282 mm (7-1/8 x 3-3/8 x 11-1/8")
Net weight	2.7 - 3.0 kg (5.9 - 6.6 lbs.)

XGT BL AFT XPT



Side grip, Belt clip, (+)(-) Bit, Bit holder, Battery, Charger

HP001G Cordless Hammer Driver Drill 40V max

40Vmax XGT BL AFT Cordless 13 mm (1/2") 125 N-m (1,100 in.lbs.) Hammer Driver Drill



Capacity	Masonry: 20 mm (13/16") Steel: 20 mm (13/16") Wood (Self-feed bit): 76 mm (3") Wood (Hole saw): 152 mm (6")
Chuck capacity	1.5 - 13 mm (1/16 - 1/2")
Impacts per minute (IPM)	High: 0 - 39,000 / Low: 0 - 9,750
No Load Speed (RPM)	High: 0 - 2,600 / Low: 0 - 650
Max fastening torque	Hard: 140 N-m (1,240 in.lbs.) Soft: 68 N-m (600 in.lbs.)
Max lock torque	125 N-m (1,100 in.lbs.)
Dimensions (L x W x H)	w/ BL4020 / BL4025: 182 x 86 x 275 mm (7-1/8 x 3-3/8 x 10-7/8") w/ BL4040: 182 x 86 x 282 mm (7-1/8 x 3-3/8 x 11-1/8")
Net weight	2.7 - 3.0 kg (6.0 - 6.6 lbs.)

XGT BL AFT XPT



Depth gauge, Side grip, Belt clip, (+)(-) Bit, Bit holder, Battery, Charger

DF002G Cordless Driver Drill 40V max

40Vmax XGT BL Brushless Cordless 13 mm (1/2") 65 N-m (580 in.lbs.) Driver Drill



Capacity	Steel: 13 mm (1/2") Wood (Self-feed bit): 38 mm (1-1/2") Wood (Hole saw): 51 mm (2")
Chuck capacity	1.5 - 13 mm (1/16 - 1/2")
No Load Speed (RPM)	High: 0 - 2,200 / Low: 0 - 600
Max fastening torque	Hard: 64 N-m (570 in.lbs.) / Soft: 30 N-m (270 in.lbs.)
Max lock torque	65 N-m (580 in.lbs.)
Dimensions (L x W x H)	w/ BL4020 / BL4025: 164 x 86 x 265 mm (6-1/2 x 3-3/8 x 10-3/8") w/ BL4040: 164 x 86 x 272 mm (6-1/2 x 3-3/8 x 10-3/4") w/ BL4050F: 164 x 86 x 294 mm (6-1/2 x 3-3/8 x 11-5/8")
Net weight	1.9 - 2.5 kg (4.2 - 5.5 lbs.)

XGT BL XPT



(+)(-) Bit, Belt clip, Battery, Charger

HP002G Cordless Hammer Driver Drill 40V max

40Vmax XGT BL Brushless Cordless 13 mm (1/2") 65 N-m (580 in.lbs.) Hammer Driver Drill



Capacity	Masonry: 13 mm (1/2") Steel: 13 mm (1/2") Wood (Self-feed bit): 38 mm (1-1/2")
Chuck capacity	1.5 - 13 mm (1/16 - 1/2")
Impacts per minute (IPM)	High: 0 - 33,000 / Low: 0 - 9,000
No Load Speed (RPM)	High: 0 - 2,200 / Low: 0 - 600
Max fastening torque	Hard: 64 N-m (570 in.lbs.) / Soft: 30 N-m (270 in.lbs.)
Max lock torque	65 N-m (580 in.lbs.)
Dimensions (L x W x H)	w/ BL4020 / BL4025: 174 x 86 x 265 mm (6-7/8 x 3-3/8 x 10-3/8") w/ BL4040: 174 x 86 x 272 mm (6-7/8 x 3-3/8 x 10-3/4")
Net weight	2.0 - 2.6 kg (4.4 - 5.7 lbs.)

XGT BL XPT



Belt clip, (+)(-) Bit, Battery, Charger

DDF486 Cordless Driver Drill 18V

18V LXT BL Brushless Cordless 13 mm (1/2") 125 N-m (1,100 in.lbs.) Driver Drill



Capacity	Steel: 13 mm (1/2") Wood (Auger-Bit): 50 mm (2") Wood (Self-feed bit): 76 mm (3") Wood (Hole saw): 152 mm (6")
Chuck capacity	1.5 - 13 mm (1/16 - 1/2")
No Load Speed (RPM)	High: 0 - 2,100 / Low: 0 - 550
Max fastening torque	Hard: 130 N-m (1,150 in.lbs.) / Soft: 65 N-m (580 in.lbs.)
Max lock torque	125 N-m (1,100 in.lbs.)
Dimensions (L x W x H)	w/ BL1815N / BL1820B: 178 x 81 x 248 mm (7 x 3-3/16 x 9-3/4") w/ BL1830B / BL1840B / BL1850B / BL1860B: 178 x 81 x 265 mm (7 x 3-3/16 x 10-3/8")
Net weight	2.3 - 2.6 kg (5.1 - 5.7 lbs.)

LXT BL XPT



Side handle, Belt clip, (+)(-) Bit, Bit holder, Battery, Charger

DHP486 Cordless Hammer Driver Drill 18V

18V LXT BL Brushless Cordless 13 mm (1/2") 125 N-m (1,100 in.lbs.) Hammer Driver Drill



Capacity	Masonry: 16 mm (5/8") Steel: 13 mm (1/2") Wood (Self-feed bit): 76 mm (3")
Chuck capacity	1.5 - 13 mm (1/16 - 1/2")
Impacts per minute (IPM)	High: 0 - 31,500 / Low: 0 - 8,250
No Load Speed (RPM)	High: 0 - 2,100 / Low: 0 - 550
Max fastening torque	Hard: 130 N-m (1,150 in.lbs.) / Soft: 65 N-m (580 in.lbs.)
Max lock torque	125 N-m (1,100 in.lbs.)
Dimensions (L x W x H)	w/ BL1815N / BL1820B: 178 x 81 x 248 mm (7 x 3-3/16 x 9-3/4") w/ BL1830B / BL1840B / BL1850B / BL1860B: 178 x 81 x 265 mm (7 x 3-3/16 x 10-3/8")
Net weight	2.3 - 2.7 kg (5.1 - 6.0 lbs.)

LXT BL XPT



Depth gauge, Side handle, Belt clip, (+)(-) Bit, Bit holder, Battery, Charger

DDF489 Cordless Driver Drill 18V

18V LXT BL Cordless 13 mm (1/2") 110 N-m (970 in.lbs.) Driver Drill



Capacity	Steel: 13 mm (1/2") Wood (Auger-Bit): 38 mm (1-1/2") Wood (Self-feed bit): 51 mm (2") Wood (Hole saw): 51 mm (2")
Chuck capacity	1.5 - 13 mm (1/16 - 1/2")
No Load Speed (RPM)	High: 0 - 1,800 / Low: 0 - 550
Max fastening torque	Hard: 70 N-m (620 in.lbs.) / Soft: 36 N-m (320 in.lbs.)
Max lock torque	110 N-m (970 in.lbs.)
Dimensions (L x W x H)	w/ BL1815N / BL1820B: 174 x 81 x 244 mm (6-7/8 x 3-3/16 x 9-5/8") w/ BL1830B / BL1840B / BL1850B / BL1860B: 174 x 81 x 261 mm (6-7/8 x 3-3/16 x 10-1/4")
Net weight	1.8 - 2.4 kg (4.0 - 5.3 lbs.)

LXT BL XPT



Belt clip, (+)(-) Bit, Battery, Charger

DHP489 Cordless Hammer Driver Drill 18V

18V LXT BL Cordless 13 mm (1/2") 110 N-m (970 in.lbs.) Hammer Driver Drill



Capacity	Masonry: 16 mm (5/8") Steel: 13 mm (1/2") Wood (Self-feed bit): 51 mm (2")
Chuck capacity	1.5 - 13 mm (1/16 - 1/2")
Impacts per minute (IPM)	High: 0 - 27,000 / Low: 0 - 8,250
No Load Speed (RPM)	High: 0 - 1,800 / Low: 0 - 550
Max fastening torque	Hard: 70 N-m (620 in.lbs.) / Soft: 36 N-m (320 in.lbs.)
Max lock torque	110 N-m (970 in.lbs.)
Dimensions (L x W x H)	w/ BL1815N / BL1820B: 175 x 81 x 244 mm (6-7/8 x 3-3/16 x 9-5/8") w/ BL1830B / BL1840B / BL1850B / BL1860B: 175 x 81 x 261 mm (6-7/8 x 3-3/16 x 10-1/4")
Net weight	1.9 - 2.5 kg (4.2 - 5.5 lbs.)

LXT BL XPT



Belt clip, (+)(-) Bit, Battery, Charger

Screwing/Drilling

DDF484

Cordless Driver Drill

18V

18V LXT BL Brushless Cordless 13 mm (1/2") 60 N-m (530 in.lbs.) Driver Drill



Capacity	Steel: 13 mm (1/2") Wood (Self-feed bit): 76 mm (3") Wood: 38 mm (1-1/2")
Chuck capacity	1.5 - 13 mm (1/16 - 1/2")
No Load Speed (RPM)	High: 0 - 2,000 Low: 0 - 500
Max fastening torque	Hard: 54 N-m (480 in.lbs.) Soft: 30 N-m (270 in.lbs.)
Max lock torque	60 N-m (530 in.lbs.)
Dimensions (L x W x H)	172 x 79 x 261 mm (6-3/4 x 3-1/8 x 10-1/4")
Net weight	1.5 - 1.8 kg (3.3 - 4 lbs.)

LXT BL XPT



(+)(-) Bit, Belt clip, Battery, Charger

DHP484

Cordless Hammer Driver Drill

18V

18V LXT BL Brushless Cordless 13 mm (1/2") 60 N-m (530 in.lbs.) Hammer Driver Drill



Capacity	Masonry: 13 mm (1/2") Steel: 13 mm (1/2") Wood: 38 mm (1-1/2") Wood (Self-feed bit): 76 mm (3")
Chuck capacity	1.5 - 13 mm (1/16 - 1/2")
Impacts per minute (IPM)	High: 0 - 30,000 Low: 0 - 7,500
No Load Speed (RPM)	High: 0 - 2,000 Low: 0 - 500
Max fastening torque	Hard: 54 N-m (480 in.lbs.) Soft: 30 N-m (270 in.lbs.)
Max lock torque	60 N-m (530 in.lbs.)
Dimensions (L x W x H)	182 x 79 x 261 mm (7-1/8 x 3-1/8 x 10-1/4")
Net weight	1.6 - 1.9 kg (3.5 - 4.2 lbs.)

LXT BL XPT



Belt clip, (+)(-) Bit, Battery, Charger

DDF485

Cordless Driver Drill

18V

18V LXT BL Brushless Cordless 13 mm (1/2") 50 N-m (440 in.lbs.) Driver Drill



Capacity	Steel: 13 mm (1/2") Wood (Self-feed bit): 76 mm (3") Wood: 38 mm (1-1/2")
Chuck capacity	1.5 - 13 mm (1/16 - 1/2")
No Load Speed (RPM)	High: 0 - 1,900 / Low: 0 - 500
Max fastening torque	Hard: 50 N-m (440 in.lbs.) Soft: 27 N-m (240 in.lbs.)
Max lock torque	50 N-m (440 in.lbs.)
Dimensions (L x W x H)	w/ BL1815N / BL1820B: 169 x 79 x 237 mm (6-5/8 x 3-1/8 x 9-3/8") w/ BL1830B / BL1840B / BL1850B / BL1860B: 169 x 79 x 255 mm (7-1/8 x 3-1/8 x 10")
Net weight	1.4 - 1.7 kg (3.1 - 3.8 lbs.)

LXT BL XPT



Belt clip, (+)(-) Bit, Battery, Charger

DHP485

Cordless Hammer Driver Drill

18V

18V LXT BL Brushless Cordless 13 mm (1/2") 50 N-m (440 in.lbs.) Hammer Driver Drill



Capacity	Masonry: 13 mm (1/2") / Steel: 13 mm (1/2") Wood: 38 mm (1-1/2") / Wood (Self-feed bit): 76 mm (3")
Chuck capacity	1.5 - 13 mm (1/16 - 1/2")
Impacts per minute (IPM)	High: 0 - 28,500 / Low: 0 - 7,500
No Load Speed (RPM)	High: 0 - 1,900 / Low: 0 - 500
Max fastening torque	Hard: 50 N-m (440 in.lbs.) Soft: 27 N-m (240 in.lbs.)
Max lock torque	50 N-m (440 in.lbs.)
Dimensions (L x W x H)	w/ BL1815N / BL1820B: 182 x 79 x 237 mm (7-1/8 x 3-1/8 x 9-3/8") w/ BL1830B / BL1840B / BL1850B / BL1860B: 182 x 79 x 255 mm (7-1/8 x 3-1/8 x 10")
Net weight	1.5 - 1.8 kg (3.2 - 3.9 lbs.)

LXT BL XPT



Belt clip, (+)(-) Bit, Battery, Charger

DDF487

Cordless Driver Drill

18V

18V LXT BL Brushless Cordless 13 mm (1/2") 40 N-m (350 in.lbs.) Driver Drill



Capacity	Steel: 13 mm (1/2") Wood (Self-feed bit): 35 mm (1-3/8") Wood (Hole saw): 51 mm (2") Wood: 36 mm (1-7/16")
Chuck capacity	1.5 - 13 mm (1/16 - 1/2")
No Load Speed (RPM)	High: 0 - 1,700 / Low: 0 - 500
Max fastening torque	Hard: 40 N-m (350 in.lbs.) / Soft: 25 N-m (220 in.lbs.)
Max lock torque	40 N-m (350 in.lbs.)
Dimensions (L x W x H)	w/ BL1815N / BL1820B: 150 x 81 x 232 mm (5-7/8 x 3-1/16 x 9-1/8") w/ BL1830B / BL1840B / BL1850B / BL1860B: 150 x 81 x 248 mm (5-7/8 x 3-1/16 x 9-3/4")
Net weight	1.3 - 1.6 kg (2.9 - 3.5 lbs.)

LXT BL XPT



Belt clip, (+)(-) Bit, Battery, Charger

DHP487

Cordless Hammer Driver Drill

18V

18V LXT BL Brushless Cordless 13 mm (1/2") 40 N-m (350 in.lbs.) Hammer Driver Drill



Capacity	Masonry: 13 mm (1/2") / Steel: 13 mm (1/2") Wood (Self-feed bit): 35 mm (1-3/8")
Chuck capacity	1.5 - 13 mm (1/16 - 1/2")
Impacts per minute (IPM)	High: 0 - 25,500 / Low: 0 - 7,500
No Load Speed (RPM)	High: 0 - 1,700 / Low: 0 - 500
Max fastening torque	Hard: 40 N-m (350 in.lbs.) Soft: 25 N-m (220 in.lbs.)
Max lock torque	40 N-m (350 in.lbs.)
Dimensions (L x W x H)	w/ BL1815N / BL1820B: 164 x 81 x 232 mm (6-1/2 x 3-1/16 x 9-1/8") w/ BL1830B / BL1840B / BL1850B / BL1860B: 164 x 81 x 248 mm (6-1/2 x 3-1/16 x 9-3/4")
Net weight	1.4 - 1.7 kg (3.1 - 3.7 lbs.)

LXT BL XPT



Belt clip, (+)(-) Bit, Battery, Charger

DDF458

Cordless Driver Drill

18V

18V LXT Li-Ion Cordless 13 mm (1/2") 84 N-m (750 in.lbs.) Driver Drill



Capacity	Steel: 13 mm (1/2") Wood (Self-feed bit): 92 mm (3-5/8") Wood: 76 mm (3")
Chuck capacity	1.5 - 13 mm (1/16 - 1/2")
No Load Speed (RPM)	High: 0 - 2,000 Low: 0 - 400
Max fastening torque	Hard: 91 N-m (810 in.lbs.) Soft: 58 N-m (520 in.lbs.)
Max lock torque	84 N-m (750 in.lbs.)
Dimensions (L x W x H)	225 x 79 x 259 mm (8-7/8 x 3-1/8 x 10-1/4")
Net weight	2.1 - 2.5 kg (4.7 - 5.4 lbs.)

LXT XPT



Charger, Battery, (+)(-) Bit, Side grip

DHP458

Cordless Hammer Driver Drill

18V

18V LXT Li-Ion Cordless 13 mm (1/2") 84 N-m (750 in.lbs.) Hammer Driver Drill



Capacity	Masonry: 16 mm (5/8") Steel: 13 mm (1/2") Wood: 76 mm (3") Wood (Self-feed bit): 92 mm (3-5/8")
Chuck capacity	1.5 - 13 mm (1/16 - 1/2")
Impacts per minute (IPM)	High: 0 - 30,000 Low: 0 - 6,000
No Load Speed (RPM)	High: 0 - 2,000 Low: 0 - 400
Max fastening torque	Hard: 91 N-m (810 in.lbs.) Soft: 58 N-m (520 in.lbs.)
Max lock torque	84 N-m (750 in.lbs.)
Dimensions (L x W x H)	225 x 79 x 259 mm (8-7/8 x 3-1/8 x 10-1/4")
Net weight	2.2 - 2.6 kg (4.9 - 5.7 lbs.)

LXT XPT



Charger, Battery, (+)(-) Bit, Side grip, Depth rod

DDF451 Cordless Driver Drill 18V

18V LXT Li-Ion Cordless 13 mm (1/2") 3-Speed 63 N-m (560 in.lbs.) Driver Drill



Capacity	Steel: 13 mm (1/2") Wood (Self-feed bit): 92 mm (3-5/8") Wood: 65 mm (2-9/16")
Chuck capacity	1.5 - 13 mm (1/16 - 1/2")
No Load Speed (RPM)	3rd: 0 - 1,700 2nd: 0 - 600 1st: 0 - 300
Max fastening torque	Hard: 80 N-m (708 in.lbs.) Soft: 40 N-m (354 in.lbs.)
Max lock torque	63 N-m (560 in.lbs.)
Dimensions (L x W x H)	238 x 78 x 257 mm (9-3/8 x 3-1/16 x 10-1/8")
Net weight	2.3 - 2.6 kg (5 - 5.7 lbs.)

LXT



Charger, Battery, (+/-) Bit, Side grip

DHP451 Cordless Hammer Driver Drill 18V

18V LXT Li-Ion Cordless 13 mm (1/2") 3-Speed 63 N-m (560 in.lbs.) Hammer Driver Drill



Capacity	Masonry: 16 mm (5/8") / Steel: 13 mm (1/2") Wood: 65 mm (2-9/16") Wood (Self-feed bit): 65 mm (2-9/16")
Chuck capacity	1.5 - 13 mm (1/16 - 1/2")
Impacts per minute (IPM)	3rd: 0 - 25,500 / 2nd: 0 - 9,000 / 1st: 0 - 4,500
No Load Speed (RPM)	3rd: 0 - 1,700 / 2nd: 0 - 600 / 1st: 0 - 300
Max fastening torque	Hard: 80 N-m (708 in.lbs.) Soft: 40 N-m (354 in.lbs.)
Dimensions (L x W x H)	250 x 78 x 257 mm (9-7/8 x 3-1/16 x 10-1/8")
Net weight	2.5 - 2.9 kg (5.6 - 6.3 lbs.)

LXT



Charger, Battery, (+/-) Bit, Side grip, Depth rod

DDF482 Cordless Driver Drill 18V

18V LXT Li-Ion Cordless 13 mm (1/2") 54 N-m (480 in.lbs.) Driver Drill



Capacity	Steel: 13 mm (1/2") Wood (Self-feed bit): 60 mm (2-3/8") Wood: 38 mm (1-1/2")
Chuck capacity	1.5 - 13 mm (1/16 - 1/2")
No Load Speed (RPM)	High: 0 - 1,900 Low: 0 - 600
Max fastening torque	Hard: 62 N-m (550 in.lbs.) Soft: 36 N-m (320 in.lbs.)
Max lock torque	54 N-m (480 in.lbs.)
Dimensions (L x W x H)	185 x 79 x 249 mm (7-1/4 x 3-1/8 x 9-3/4")
Net weight	1.5 - 1.8 kg (3.2 - 4 lbs.)

LXT XPT



Belt clip, (+/-) Bit, Battery, Charger

DHP482 Cordless Hammer Driver Drill 18V

18V LXT Li-Ion Cordless 13 mm (1/2") 54 N-m (480 in.lbs.) Hammer Driver Drill



Capacity	Masonry: 13 mm (1/2") Steel: 13 mm (1/2") Wood: 38 mm (1-1/2") Wood (Self-feed bit): 60 mm (2-3/8")
Chuck capacity	1.5 - 13 mm (1/16 - 1/2")
Impacts per minute (IPM)	High: 0 - 28,500 Low: 0 - 9,000
No Load Speed (RPM)	High: 0 - 1,900 Low: 0 - 600
Max fastening torque	Hard: 62 N-m (550 in.lbs.) Soft: 36 N-m (320 in.lbs.)
Max lock torque	54 N-m (480 in.lbs.)
Dimensions (L x W x H)	198 x 79 x 249 mm (7-3/4 x 3-1/8 x 9-3/4")
Net weight	1.5 - 1.8 kg (3.4 - 4.1 lbs.)

LXT XPT



Belt clip, (+/-) Bit, Battery, Charger

DDF453 Cordless Driver Drill 18V

18V LXT Li-Ion Cordless 13 mm (1/2") 38 N-m (340 in.lbs.) Driver Drill



Capacity	Steel: 13 mm (1/2") Wood (Self-feed bit): 72 mm (2-13/16") Wood: 36 mm (1-7/16")
Chuck capacity	1.5 - 13 mm (1/16 - 1/2")
No Load Speed (RPM)	High: 0 - 1,300 Low: 0 - 400
Max fastening torque	Hard: 42 N-m (372 in.lbs.) Soft: 27 N-m (239 in.lbs.)
Max lock torque	38 N-m (340 in.lbs.)
Dimensions (L x W x H)	222 x 79 x 244 mm (8-3/4 x 3-1/8 x 9-5/8")
Net weight	1.7 - 2 kg (3.7 - 4.4 lbs.)

LXT



Charger, Battery, (+/-) Bit

DHP453 Cordless Hammer Driver Drill 18V

18V LXT Li-Ion Cordless 13 mm (1/2") 38 N-m (340 in.lbs.) Hammer Driver Drill



Capacity	Masonry: 13 mm (1/2") Steel: 13 mm (1/2") Wood: 36 mm (1-7/16") Wood (Self-feed bit): 72 mm (2-13/16")
Chuck capacity	1.5 - 13 mm (1/16 - 1/2")
Impacts per minute (IPM)	High: 0 - 19,500 Low: 0 - 6,000
No Load Speed (RPM)	High: 0 - 1,300 Low: 0 - 400
Max fastening torque	Hard: 42 N-m (372 in.lbs.) Soft: 27 N-m (239 in.lbs.)
Max lock torque	38 N-m (340 in.lbs.)
Dimensions (L x W x H)	240 x 79 x 244 mm (9-7/16 x 3-1/8 x 9-5/8")
Net weight	1.7 - 2 kg (3.6 - 4.4 lbs.)

LXT



Charger, Battery, (+/-) Bit

DDF083 Cordless Driver Drill 18V

18V LXT BL Brushless Cordless 6.35 mm (1/4") Hex 40 N-m (350 in.lbs.) Driver Drill



Capacity	Steel: 13 mm (1/2") Wood (Self-feed bit): 72 mm (2-13/16") Wood: 36 mm (1-7/16")
Chuck capacity	6.35 mm (1/4")
No Load Speed (RPM)	High: 0 - 1,700 Low: 0 - 500
Max fastening torque	Hard: 40 N-m (350 in.lbs.) Soft: 23 N-m (210 in.lbs.)
Max lock torque	40 N-m (350 in.lbs.)
Dimensions (L x W x H)	124 x 79 x 247 mm (4-7/8 x 3-1/8 x 9-3/4")
Net weight	1.1 - 1.4 kg (2.4 - 3 lbs.)

LXT BL XPT



Belt clip, Phillips bit, Battery, Charger

DF032D Cordless Driver Drill 12V max

12Vmax CXT BL Brushless Cordless 6.35 mm (1/4") Hex 32 N-m (280 in.lbs.) Driver Drill



Capacity	Steel: 10 mm (3/8") Wood (Self-feed bit): 56 mm (2-3/16") Wood: 28 mm (1-1/8")
Chuck capacity	6.35 mm (1/4")
No Load Speed (RPM)	High: 0 - 1,500 Low: 0 - 450
Max fastening torque	Hard: 35 N-m (310 in.lbs.) Soft: 21 N-m (190 in.lbs.)
Max lock torque	32 N-m (280 in.lbs.)
Dimensions (L x W x H)	124 x 66 x 217 mm (4-7/8 x 2-5/8 x 8-1/2")
Net weight	0.88 - 1 kg (1.9 - 2.3 lbs.)

CXT BL XPT



Phillips bit, Belt clip, Battery, Charger

Screwing/Drilling

DF332D

Cordless Driver Drill

12V max

12Vmax CXT BL Brushless Cordless 10 mm (3/8") 32 N-m (280 in.lbs.) Driver Drill



Capacity	Steel: 10 mm (3/8") Wood (Self-feed bit): 56 mm (2-3/16") Wood: 28 mm (1-1/8")
Chuck capacity	0.8 - 10 mm (1/32 - 3/8")
No Load Speed (RPM)	High: 0 - 1,500 Low: 0 - 450
Max fastening torque	Hard: 35 N-m (310 in.lbs.) Soft: 21 N-m (190 in.lbs.)
Max lock torque	32 N-m (280 in.lbs.)
Dimensions (L x W x H)	154 x 66 x 217 mm (6-1/16 x 2-5/8 x 8-1/2")
Net weight	1 - 1.2 kg (2.3 - 2.6 lbs.)

CXT BL XPT



Phillips bit, Belt clip, Battery, Charger

HP332D

Cordless Hammer Driver Drill

12V max

12V max CXT BL Brushless Cordless 10 mm (3/8") 32 N-m (280 in.lbs.) Hammer Driver Drill



Capacity	Masonry: 8 mm (5/16") Steel: 10 mm (3/8") Wood (Self-feed bit): 56 mm (2-3/16") Wood: 28 mm (1-1/8")
Chuck capacity	0.8 - 10 mm (1/32 - 3/8")
Impacts per minute (IPM)	High: 0 - 22,500 Low: 0 - 6,750
No Load Speed (RPM)	High: 0 - 1,500 Low: 0 - 450
Max fastening torque	Hard: 35 N-m (310 in.lbs.) Soft: 21 N-m (190 in.lbs.)
Max lock torque	32 N-m (280 in.lbs.)
Dimensions (L x W x H)	168 x 66 x 217 mm (6-5/8 x 2-5/8 x 8-1/2")
Net weight	1.1 - 1.3 kg (2.4 - 2.8 lbs.)

CXT BL XPT



Phillips bit, Belt clip, Battery, Charger

DF333D

Cordless Driver Drill

12V max

12Vmax CXT Li-Ion Cordless 10 mm (3/8") 28 N-m (250 in.lbs.) Driver Drill



Capacity	Steel: 10 mm (3/8") Wood (Self-feed bit): 42 mm (1-5/8") Wood: 21 mm (13/16")
Chuck capacity	0.8 - 10 mm (1/32 - 3/8")
No Load Speed (RPM)	High: 0 - 1,700 Low: 0 - 450
Max fastening torque	Hard: 30 N-m (270 in.lbs.) Soft: 14 N-m (130 in.lbs.)
Max lock torque	28 N-m (250 in.lbs.)
Dimensions (L x W x H)	w/ BL1016/BL1021B: 179 x 66 x 212 mm (7 x 2-5/8 x 8-3/8") w/ BL1041B: 179 x 66 x 229 mm (7 x 2-5/8 x 9")
Net weight	1.1 - 1.2 kg (2.4 - 2.7 lbs.)

CXT



Phillips bit, Belt clip, Battery, Charger

HP333D

Cordless Hammer Driver Drill

12V max

12Vmax CXT Li-Ion Cordless 10 mm (3/8") 28 N-m (250 in.lbs.) Hammer Driver Drill



Capacity	Masonry: 8 mm (5/16") / Steel: 10 mm (3/8") Wood: 21 mm (13/16") Wood (Self-feed bit): 42 mm (1-5/8")
Chuck capacity	0.8 - 10 mm (1/32 - 3/8")
Impacts per minute (IPM)	High: 0 - 25,500 / Low: 0 - 6,750
No Load Speed (RPM)	High: 0 - 1,700 / Low: 0 - 450
Max fastening torque	Hard: 30 N-m (270 in.lbs.) Soft: 14 N-m (130 in.lbs.)
Max lock torque	28 N-m (250 in.lbs.)
Dimensions (L x W x H)	w/ BL1016/BL1021B: 193 x 66 x 212 mm (7-5/8 x 2-5/8 x 8-3/8") w/ BL1041B: 193 x 66 x 229 mm (7-5/8 x 2-5/8 x 9")
Net weight	1.1 - 1.3 kg (2.4 - 2.9 lbs.)

CXT



Phillips bit, Belt clip, Battery, Charger

DF033D

Cordless Driver Drill

12V max

12Vmax CXT Li-Ion Cordless 6.35 mm (1/4") Hex 28 N-m (250 in.lbs.) Driver Drill



Capacity	Steel: 10 mm (3/8") Wood (Self-feed bit): 42 mm (1-5/8") Wood: 21 mm (13/16")
Chuck capacity	6.35 mm (1/4")
No Load Speed (RPM)	High: 0 - 1,700 / Low: 0 - 450
Max fastening torque	Hard: 30 N-m (270 in.lbs.) Soft: 14 N-m (130 in.lbs.)
Max lock torque	28 N-m (250 in.lbs.)
Dimensions (L x W x H)	w/ BL1016/BL1021B: 149 x 66 x 212 mm (5-7/8 x 2-5/8 x 8-3/8") w/ BL1041B: 149 x 66 x 229 mm (5-7/8 x 2-5/8 x 9")
Net weight	0.9 - 1.1 kg (2.1 - 2.4 lbs.)

CXT



Phillips bit, Belt clip, Battery, Charger

DF030D

Cordless Driver Drill

10.8V

10.8V (12V max) Li-Ion Cordless 6.35 mm (1/4") Hex 22 N-m (200 in.lbs.) Driver Drill



Capacity	Steel: 10 mm (3/8") Wood (Self-feed bit): 42 mm (1-5/8") Wood: 21 mm (13/16")
Chuck capacity	6.35 mm (1/4")
No Load Speed (RPM)	High: 0 - 1,300 Low: 0 - 350
Max fastening torque	Hard: 24 N-m (210 in.lbs.) Soft: 14 N-m (120 in.lbs.)
Max lock torque	22 N-m (200 in.lbs.)
Dimensions (L x W x H)	157 x 53 x 183 mm (6-3/16 x 2-1/16 x 7-1/4")
Net weight	0.89 kg (2 lbs.)



Charger, Battery, Phillips bit, Holster

DF330D

Cordless Driver Drill

10.8V

10.8V (12V max) Li-Ion Cordless 10 mm (3/8") 22 N-m (200 in.lbs.) Driver Drill



Capacity	Steel: 10 mm (3/8") Wood (Self-feed bit): 42 mm (1-5/8") Wood: 21 mm (13/16")
Chuck capacity	0.8 - 10 mm (1/32 - 3/8")
No Load Speed (RPM)	High: 0 - 1,300 Low: 0 - 350
Max fastening torque	Hard: 24 N-m (210 in.lbs.) Soft: 14 N-m (120 in.lbs.)
Max lock torque	22 N-m (200 in.lbs.)
Dimensions (L x W x H)	189 x 53 x 183 mm (7-7/16 x 2-1/16 x 7-1/4")
Net weight	1 kg (2.2 lbs.)



Charger, Battery, Phillips bit, Holster

HP330D

Cordless Hammer Driver Drill

10.8V

10.8V (12V max) Li-Ion Cordless 10 mm (3/8") 22 N-m (200 in.lbs.) Hammer Driver Drill



Capacity	Masonry: 8 mm (5/16") Steel: 10 mm (3/8") Wood: 21 mm (13/16") Wood (Self-feed bit): 42 mm (1-5/8")
Chuck capacity	0.8 - 10 mm (1/32 - 3/8")
Impacts per minute (IPM)	High: 0 - 22,500 Low: 0 - 6,000
No Load Speed (RPM)	High: 0 - 1,500 Low: 0 - 400
Max fastening torque	Hard: 24 N-m (210 in.lbs.) Soft: 12 N-m (110 in.lbs.)
Max lock torque	22 N-m (200 in.lbs.)
Dimensions (L x W x H)	201 x 53 x 183 mm (7-7/8 x 2-1/16 x 7-1/4")
Net weight	1.1 kg (2.3 lbs.)



Charger, Battery, Phillips bit, Holster

Screwing/Drilling

DF012D Cordless Driver Drill 7.2V

7.2V Li-Ion Cordless Two-Position 5 mm (3/16") 8 N-m (71 in.lbs.) Driver Drill



Capacity	Steel: 5 mm (3/16") Wood (Self-feed bit): 12 mm (15/32") Wood: 6 mm (1/4")
Chuck capacity	6.35 mm (1/4")
No Load Speed (RPM)	High: 650 Low: 200
Max fastening torque	Hard: 5.6 N-m (50 in.lbs.) Soft: 3.6 N-m (32 in.lbs.)
Max lock torque	8.0 N-m (71 in.lbs.)
Dimensions (L x W x H)	Pistol Style: 218 x 44 x 142 mm (8-5/8 x 1-3/4 x 5-5/8")
Dimensions (L x W)	Straight style: 273 x 44 mm (10-3/4 x 1-3/4")
Net weight	0.53 kg (1.2 lbs.)



Phillips bit, Battery, Charger

DF001D In-Line Cordless Screwdriver 3.6V

3.6V Li-Ion In-Line Cordless 6.0 N-m (53 in.lbs.) Screwdriver, Built-In Battery



Fastening capacities	Wood screw: Dia. 3.8 x 32 mm (1/8 x 1-1/4")
No Load Speed (RPM)	220
Max fastening torque	Hard / Soft: 4.0 / 3.0 N-m (35 / 27 in.lbs.)
Max lock torque	6.0 N-m (53 in.lbs.)
Dimensions (L x W x H)	Straight style: 287 x 47 x 51 mm (11-1/4 x 1-7/8 x 2") Pistol Style: 205 x 47 x 51 mm (8-1/8 x 1-7/8 x 2")
Net weight	0.36 kg (0.79 lbs.)



Bit set (81 pcs), AC adaptor, USB cable

DF488D Cordless Driver Drill 18V

18V Li-Ion Cordless 13 mm (1/2") 38 N-m (340 in.lbs.) Driver Drill, G-Battery



Capacity	Steel: 13 mm (1/2") Wood: 36 mm (1-7/16")
Chuck capacity	1.5 - 13 mm (1/16 - 1/2")
No Load Speed (RPM)	High: 0 - 1,400 Low: 0 - 400
Max fastening torque	Hard: 42 N-m (370 in.lbs.) Soft: 24 N-m (210 in.lbs.)
Max lock torque	38 N-m (340 in.lbs.)
Dimensions (L x W x H)	w/ BL1815G: 221 x 83 x 240 mm (8-3/4 x 3-1/4 x 9-1/2")
Net weight	1.7 kg (3.7 lbs.)



(+)(-) Bit, Battery, Charger

HP488D Cordless Hammer Driver Drill 18V

18V Li-Ion Cordless 13 mm (1/2") 38 N-m (340 in.lbs.) Hammer Driver Drill, G-Battery



Capacity	Masonry: 13 mm (1/2") Steel: 13 mm (1/2") Wood: 36 mm (1-7/16")
Chuck capacity	1.5 - 13 mm (1/16 - 1/2")
Impacts per minute (IPM)	High: 0 - 21,000 Low: 0 - 6,000
No Load Speed (RPM)	High: 0 - 1,400 Low: 0 - 400
Max fastening torque	Hard: 42 N-m (370 in.lbs.) Soft: 24 N-m (210 in.lbs.)
Max lock torque	38 N-m (340 in.lbs.)
Dimensions (L x W x H)	w/ BL1815G: 239 x 83 x 240 mm (9-3/8 x 3-1/4 x 9-1/2")
Net weight	1.8 kg (4.0 lbs.)



(+)(-) Bit, Battery, Charger

DF347D Cordless Driver Drill 14.4V

14.4V Li-Ion Cordless 10 mm (3/8") 23 N-m (200 in.lbs.) Driver Drill, G-Battery



Capacity	Steel: 10 mm (3/8") Wood (Self-feed bit): 50 mm (2") Wood: 25 mm (1")
Chuck capacity	0.8 - 10 mm (1/32 - 3/8")
No Load Speed (RPM)	High: 0 - 1,400 Low: 0 - 400
Max fastening torque	Hard: 30 N-m (270 in.lbs.) Soft: 15 N-m (130 in.lbs.)
Max lock torque	23 N-m (200 in.lbs.)
Dimensions (L x W x H)	198 x 83 x 235 mm (7-3/4 x 3-1/4 x 9-1/4")
Net weight	1.4 kg (3.2 lbs.)



Charger, Battery, (+)(-) Bit

HP347D Cordless Hammer Driver Drill 14.4V

14.4V Li-Ion Cordless 10 mm (3/8") 23 N-m (200 in.lbs.) Hammer Driver Drill, G-Battery



Capacity	Masonry: 10 mm (3/8") Steel: 10 mm (3/8") Wood: 25 mm (1") Wood (Self-feed bit): 50 mm (2")
Chuck capacity	0.8 - 10 mm (1/32 - 3/8")
Impacts per minute (IPM)	High: 0 - 21,000 Low: 0 - 6,000
No Load Speed (RPM)	High: 0 - 1,400 Low: 0 - 400
Max fastening torque	Hard: 30 N-m (270 in.lbs.) Soft: 15 N-m (130 in.lbs.)
Max lock torque	23 N-m (200 in.lbs.)
Dimensions (L x W x H)	216 x 83 x 235 mm (8-1/2 x 3-1/4 x 9-1/4")
Net weight	1.4 kg (3.1 lbs.)



Charger, Battery, (+)(-) Bit

DF0300 Driver Drill

10 mm (3/8") 320 W Driver Drill with Keyless Chuck



Continuous rating Input	320W
Capacity	Steel: 10 mm (3/8") Wood: 28 mm (1-1/8")
Chuck capacity	1.0 - 10 mm (1/32 - 3/8")
No Load Speed (RPM)	High: 0 - 1,500 Low: 0 - 450
Max fastening torque	Hard / Soft: 56.0 / 21.0 N-m (500 / 190 in.lbs.)
Max lock torque	42.0 N-m (370 in.lbs.)
Dimensions (L x W x H)	220 x 67 x 206 mm (8-5/8 x 2-5/8 x 8-1/8")
Net weight	1.2 kg (2.7 lbs.)
Power supply cord	2.5 m (8.2 ft)



Bit

HP0300 Hammer Driver Drill

10 mm (3/8") 320 W Hammer Driver Drill with Keyless Chuck



Continuous rating Input	320W
Capacity	Concrete: 8 mm (5/16") Steel: 10 mm (3/8") Wood: 28 mm (1-1/8")
Chuck capacity	1.0 - 10 mm (1/32 - 3/8")
Blows per minute (BPM)	High: 0 - 22,500 Low: 0 - 6,750
No Load Speed (RPM)	High: 0 - 1,500 Low: 0 - 450
Max fastening torque	Hard / Soft: 56.0 / 21.0 N-m (500 / 190 in.lbs.)
Max lock torque	42.0 N-m (370 in.lbs.)
Dimensions (L x W x H)	235 x 67 x 206 mm (9-1/4 x 2-5/8 x 8-1/8")
Net weight	1.3 kg (2.8 lbs.)
Power supply cord	2.5 m (8.2 ft)



Bit

Screwing/Drilling

Screwing/Drilling

TD002G Cordless Impact Driver 40V max

40Vmax XGT BL Brushless Cordless Wood/Bolt/T-Mode 220 N-m (1,950 in.lbs.) Impact Driver



new

Capacity	Machine screw: M4 - M8 (5/32 - 5/16") / Standard bolt: M5 - M16 (3/16 - 5/8") High strength bolt: M5 - M14 (3/16 - 9/16") / Steel: 22 mm (7/8")
Hex shank	6.35 mm (1/4")
No Load Speed (RPM)	Max / Hard / Mid / Soft / Wood / Bolt (1) / Bolt (2) / Bolt (3) / T (1) / T (2) mode: 0 - 3,700 / 0 - 3,200 / 0 - 2,100 / 0 - 1,100 / 0 - 1,800 / 0 - 2,700 / 0 - 3,700 / 0 - 3,700 / 0 - 2,900 / 0 - 3,700
Impacts per minute (IPM)	Max / Hard / Mid / Soft / Wood / Bolt (2) / Bolt (3) / T (2) mode: 0 - 4,600 / 0 - 3,600 / 0 - 2,600 / 0 - 1,400 / 0 - 4,600 / 0 - 4,600 / 0 - 4,600 / 0 - 2,600
Fastening torque	Hard / Mid / Soft: 170 / 50 / 20 N-m (1,510 / 440 / 180 in.lbs.)
Max fastening torque	220 N-m (1,950 in.lbs.)
Dimensions (L x W x H)	w/ BL4020 / BL4025: 119 x 86 x 247 mm (4-11/16 x 3-3/8 x 9-3/4") w/ BL4040: 119 x 86 x 252 mm (4-11/16 x 3-3/8 x 9-7/8") w/ BL4050F: 119 x 86 x 278 mm (4-11/16 x 3-3/8 x 11")
Net weight	1.7 - 2.9 kg (3.7 - 6.4 lbs.)



Belt clip, Hand strap (country-specific), Battery, Charger

TD001G Cordless Impact Driver 40V max

40Vmax XGT BL Brushless Cordless Wood/Bolt/T-Mode 220 N-m (1,950 in.lbs.) Impact Driver



Capacity	Machine screw: M4 - M8 (5/32 - 5/16") Standard bolt: M5 - M16 (3/16 - 5/8") High strength bolt: M5 - M14 (3/16 - 9/16") / Steel: 22 mm (7/8")
Hex shank	6.35 mm (1/4")
No Load Speed (RPM)	Max / Hard / Mid / Soft / Wood / Bolt (1) / Bolt (2) / Bolt (3) / T (1) / T (2) mode: 0 - 3,700 / 3,200 / 2,100 / 1,100 / 1,800 / 2,500 / 3,700 / 3,700 / 2,400 / 3,700
Impacts per minute (IPM)	Max / Hard / Mid / Soft / Wood / Bolt (2) / Bolt (3) / T (2) mode: 0 - 4,400 / 3,600 / 2,600 / 1,100 / 4,400 / 4,400 / 4,400 / 2,600
Fastening torque	Hard / Mid / Soft: 170 / 50 / 20 N-m (1,510 / 440 / 180 in.lbs.)
Max fastening torque	220 N-m (1,950 in.lbs.)
Dimensions (L x W x H)	w/ BL4020 / BL4025: 120 x 86 x 245 mm (4-3/4 x 3-3/8 x 9-5/8") w/ BL4040: 120 x 86 x 250 mm (4-3/4 x 3-3/8 x 9-7/8")
Net weight	1.7 - 2.0 kg (3.7 - 4.4 lbs.)



Belt clip, Hand strap, Battery, Charger

TD003G Cordless Impact Driver 40V max

40Vmax XGT BL Cordless T-Mode 210 N-m (1,860 in.lbs.) Impact Driver



new

Capacity	Machine screw: M4 - M8 (5/32 - 5/16") Standard bolt: M5 - M16 (3/16 - 5/8") High strength bolt: M5 - M14 (3/16 - 9/16") / Steel: 22 mm (7/8")
No Load Speed (RPM)	Max / Hard / Mid / Soft / T mode: 0 - 3,700 / 0 - 3,200 / 0 - 2,100 / 0 - 1,100 / 0 - 2,400
Impacts per minute (IPM)	Max / Hard / Mid / Soft / 0 - 4,100 / 0 - 3,600 / 0 - 2,600 / 0 - 1,400
Fastening torque	Hard / Mid / Soft: 170 / 50 / 20 N-m (1,510 / 440 / 180 in.lbs.)
Max fastening torque	210 N-m (1,860 in.lbs.)
Dimensions (L x W x H)	w/ BL4020 / BL4025: 121 x 86 x 245 mm (4-3/4 x 3-3/8 x 9-5/8") w/ BL4040: 121 x 86 x 252 mm (4-3/4 x 3-3/8 x 9-7/8") w/ BL4050F: 121 x 86 x 274 mm (4-3/4 x 3-3/8 x 10-3/4")
Net weight	1.7 - 2.9 kg (3.7 - 6.4 lbs.)



Belt clip, Hand strap (country-specific), Battery, Charger

DTD172 Cordless Impact Driver 18V

18V LXT BL Brushless Cordless Wood/Bolt/T-Mode 180 N-m Impact Driver



Capacity	Machine screw: M4 - M8 (5/32 - 5/16") Standard bolt: M5 - M16 (3/16 - 5/8") High strength bolt: M5 - M14 (3/16 - 9/16") / Steel: 22 mm (7/8")
No Load Speed (RPM)	Max / Hard / Mid / Soft / Wood / Bolt / T (1) / T (2) mode: 0 - 3,600 / 3,200 / 2,100 / 1,100 / 1,800 / 3,600 / 2,900 / 3,600
Impacts per minute (IPM)	Max / Hard / Mid / Soft / Wood / Bolt / T (2) mode: 0 - 3,800 / 3,600 / 2,600 / 1,100 / 3,800 / 3,800 / 2,600
Fastening torque	Hard / Mid / Soft: 170 / 50 / 20 N-m (1,510 / 440 / 180 in.lbs.)
Max fastening torque	180 N-m (1,590 in.lbs.)
Dimensions (L x W x H)	w/ BL1815N / BL1820B: 114 x 81 x 218 mm (4-1/2 x 3-1/16 x 8-5/8") w/ BL1830B / BL1840B / BL1850B / BL1860B: 114 x 81 x 236 mm (4-1/2 x 3-1/16 x 9-1/4")
Net weight	1.2 - 1.5 kg (2.6 - 3.3 lbs.)



Belt clip, Hand strap (country-specific), Battery, Charger

DTD154 Cordless Impact Driver 18V

18V LXT BL Brushless Cordless T-Mode 3-Speed 175 N-m (1,550 in.lbs.) Impact Driver



Capacity	Machine screw: M4 - M8 (5/32 - 5/16") Standard bolt: M5 - M16 (3/16 - 5/8") High strength bolt: M5 - M14 (3/16 - 9/16") Steel: 22 mm (7/8")
Hex shank	6.35 mm (1/4")
No Load Speed (RPM)	Hard / Mid / Soft: 0 - 3,600 / 0 - 2,100 / 0 - 1,100
Impacts per minute (IPM)	Hard / Mid / Soft: 0 - 3,800 / 0 - 2,600 / 0 - 1,100
Max fastening torque	175 N-m (1,550 in.lbs.)
Dimensions (L x W x H)	117 x 79 x 236 mm (4-5/8 x 3-1/8 x 9-1/4")
Net weight	1.3 - 1.6 kg (2.7 - 3.4 lbs.)



Belt clip, Battery, Charger

DTD153 Cordless Impact Driver 18V

18V LXT BL Brushless Cordless 170 N-m (1,500 in.lbs.) Impact Driver



Capacity	Machine screw: M4 - M8 (5/32 - 5/16") Standard bolt: M5 - M16 (3/16 - 5/8") High strength bolt: M5 - M14 (3/16 - 9/16") Steel: 22 mm (7/8")
Hex shank	6.35 mm (1/4")
No Load Speed (RPM)	0 - 3,400
Impacts per minute (IPM)	0 - 3,600
Max fastening torque	170 N-m (1,500 in.lbs.)
Dimensions (L x W x H)	126 x 79 x 238 mm (5 x 3-1/8 x 9-3/8")
Net weight	1.3 - 1.6 kg (2.8 - 3.5 lbs.)



Belt clip, Battery, Charger

DTD152 Cordless Impact Driver 18V

18V LXT Li-Ion Cordless 165 N-m (1,460 in.lbs.) Impact Driver



Capacity	Machine screw: M4 - M8 (5/32 - 5/16") Standard bolt: M5 - M16 (3/16 - 5/8") High strength bolt: M5 - M12 (3/16 - 1/2") Steel: 22 mm (7/8")
Hex shank	6.35 mm (1/4")
No Load Speed (RPM)	0 - 2,900
Impacts per minute (IPM)	0 - 3,500
Max fastening torque	165 N-m (1,460 in.lbs.)
Dimensions (L x W x H)	137 x 79 x 238 mm (5-3/8 x 3-1/8 x 9-3/8")
Net weight	1.3 - 1.6 kg (2.8 - 3.5 lbs.)



Belt clip, Battery, Charger

DTD156 Cordless Impact Driver 18V

18V LXT Li-Ion Cordless 155 N-m (1,370 in.lbs.) Impact Driver



Capacity	Machine screw: M4 - M8 (5/32 - 5/16") Standard bolt: M5 - M14 (3/16 - 9/16") High strength bolt: M5 - M12 (3/16 - 1/2") Steel: 22 mm (7/8")
Hex shank	6.35 mm (1/4")
No Load Speed (RPM)	0 - 2,500
Impacts per minute (IPM)	0 - 3,000
Max fastening torque	155 N-m (1,370 in.lbs.)
Dimensions (L x W x H)	w/ BL1815N / BL1820B: 143 x 79 x 223 mm (5-5/8 x 3-1/8 x 8-3/4") w/ BL1830B / BL1840B / BL1850B / BL1860B: 143 x 79 x 241 mm (5-5/8 x 3-1/8 x 9-1/2")
Net weight	1.3 - 1.6 kg (2.9 - 3.6 lbs.)



Belt clip, Battery, Charger

DTD157 Cordless Impact Driver **18V**

18V LXT BL Brushless Cordless A-Mode (Assist Mode) 140 N-m (1,240 in.lbs.) Impact Driver



Capacity	Machine screw: M4 - M8 mm (5/32 - 5/16") Standard bolt: M5 - M14 (3/16 - 9/16") High strength bolt: M5 - M12 (3/16 - 1/2")
Hex shank	6.35 mm (1/4")
No Load Speed (RPM)	Hard / Soft: 0 - 3,000 / 0 - 1,300
Impacts per minute (IPM)	Hard / Soft: 0 - 4,100 / 0 - 2,000
Max fastening torque	140 N-m (1,240 in.lbs.)
Dimensions (L x W x H)	w/ BL1815N / BL1820B: 133 x 81 x 214 mm (5-1/4 x 3-3/16 x 8-3/8") w/ BL1830B / BL1840B / BL1850B / BL1860B: 133 x 81 x 232 mm (5-1/4 x 3-3/16 x 9-1/8")
Net weight	1.2 - 1.5 kg (2.6 - 3.3 lbs.)



Belt clip, Battery, Charger

TD11D Cordless Impact Driver **12V max**

12V max CXT BL Brushless Cordless A-Mode (Assist Mode) 135 N-m (1,200 in.lbs.) Impact Driver



Capacity	Machine screw: M4 - M8 mm (5/32 - 5/16") Standard bolt: M5 - M14 (3/16 - 9/16") High strength bolt: M5 - M12 (3/16 - 1/2") Steel: 6 mm (1/4")
Hex shank	6.35 mm (1/4")
No Load Speed (RPM)	Hard / Soft: 0 - 3,000 / 0 - 1,300
Impacts per minute (IPM)	Hard / Soft: 0 - 3,900 / 0 - 1,600
Max fastening torque	135 N-m (1,200 in.lbs.)
Dimensions (L x W x H)	135 x 66 x 210 mm (5-5/16 x 2-5/8 x 8-1/4")
Net weight	0.97 - 1.1 kg (2.1 - 2.5 lbs.)



Phillips bit, Belt clip, Battery, Charger

TD110D Cordless Impact Driver **12V max**

12V max CXT Li-Ion Cordless 110 N-m (970 in.lbs.) Impact Driver



Capacity	Machine screw: M4 - M8 mm (5/32 - 5/16") Standard bolt: M5 - M12 (3/16 - 1/2") High strength bolt: M5 - M10 (3/16 - 3/8") Steel: 6 mm (1/4")
Hex shank	6.35 mm (1/4")
No Load Speed (RPM)	0 - 2,600
Impacts per minute (IPM)	0 - 3,500
Max fastening torque	110 N-m (970 in.lbs.)
Dimensions (L x W x H)	153 x 66 x 204 mm (6 x 2-5/8 x 8-1/8")
Net weight	1 - 1.2 kg (2.3 - 2.6 lbs.)



Battery, Charger, Belt clip, Phillips bit

TD090D Cordless Impact Driver **10.8V**

10.8V (12V max) Li-Ion Cordless 90 N-m (800 in.lbs.) Impact Driver



Capacity	Machine screw: M4 - M8 mm (5/32 - 5/16") Standard bolt: M5 - M12 (3/16 - 1/2") High strength bolt: M5 - M10 (3/16 - 3/8") Steel: 6 mm (1/4")
No Load Speed (RPM)	0 - 2,400
Impacts per minute (IPM)	0 - 3,000
Max fastening torque	90 N-m (800 in.lbs.)
Dimensions (L x W x H)	155 x 54 x 178 mm (6-1/8 x 2-1/8 x 7")
Net weight	0.92 kg (2 lbs.)



Charger, Battery, Holster

TD022D Cordless Impact Driver **7.2V**

7.2V Li-Ion Cordless Two-Position 25 N-m (220 in.lbs.) Impact Driver



Capacity	Machine screw: M3 - M8 (1/8 - 5/16") Standard bolt: M3 - M8 (1/8 - 5/16") High strength bolt: M3 - M6 (1/8 - 1/4") Steel: 3.5 mm (1/8")
Hex shank	6.35 mm (1/4")
No Load Speed (RPM)	0 - 2,450
Impacts per minute (IPM)	0 - 3,000
Max fastening torque	25 N-m (220 in.lbs.)
Dimensions (L x W)	Straight style: 282 x 42 x 52 mm (11-1/8 x 1-5/8 x 2-1/16")
Dimensions (L x W x H)	Pistol Style: 227 x 42 x 142 mm (8-15/16 x 1-5/8 x 5-5/8")
Net weight	0.55 - 0.56 kg (1.2 lbs.)



Holster, Bit set, Battery, Charger

TD127D Cordless Impact Driver **18V**

18V Li-Ion Cordless 140 N-m (1,240 in.lbs.) Impact Driver, G-Battery



Capacity	Machine screw: M4 - M8 (5/32 - 5/16") Standard bolt: M5 - M14 (3/16 - 9/16") High strength bolt: M5 - M12 (3/16 - 1/2") Steel: 22 mm (7/8")
No Load Speed (RPM)	0 - 2,300
Impacts per minute (IPM)	0 - 3,000
Max fastening torque	140 N-m (1,240 in.lbs.)
Dimensions (L x W x H)	173 x 82 x 225 mm (6-13/16 x 3-1/4 x 8-7/8")
Net weight	1.5 kg (3.2 lbs.)



Charger, Battery

TD126D Cordless Impact Driver **14.4V**

14.4V Li-Ion Cordless 135 N-m (1,200 in.lbs.) Impact Driver, G-Battery



Capacity	Machine screw: M4 - M8 (5/32 - 5/16") Standard bolt: M5 - M14 (3/16 - 9/16") High strength bolt: M5 - M12 (3/16 - 1/2") Steel: 22 mm (7/8")
No Load Speed (RPM)	0 - 2,400
Impacts per minute (IPM)	0 - 3,000
Max fastening torque	135 N-m (1,200 in.lbs.)
Dimensions (L x W x H)	173 x 82 x 225 mm (6-13/16 x 3-1/4 x 8-7/8")
Net weight	1.4 kg (3.1 lbs.)



Charger, Battery

6952 Impact Driver

120 N·m (88.5 ft.lbs.) Impact Driver



Continuous rating Input	270W
Capacity	Machine screw: M4 - M10 (5/32 - 3/8") Standard bolt: M6 - M14 (7/32 - 9/16") High strength bolt: M6 - M10 (7/32 - 3/8") Steel: 22 mm (7/8")
Driving shank (Hex)	6.35 mm (1/4")
No Load Speed (RPM)	0 - 3,200
Impacts per minute (IPM)	0 - 3,100
Max fastening torque	120 N-m (88.5 ft.lbs.)
Overall length	229 mm (9")
Net weight	1.4 kg (3.1 lbs.)
Power supply cord	2.5 m (8.2 ft)



Phillips bit

Screwing/Drilling

TD0100

Impact Driver

100 N·m (74 ft.lbs.) Impact Driver



Continuous rating Input	230W
Capacity	Machine screw: M4 - M8 (5/32 - 5/16") Standard bolt: M5 - M14 (3/16 - 9/16") High strength bolt: M5 - M10 (3/16 - 3/8") Steel: 22 mm (7/8")
Driving shank (Hex)	6.35 mm (1/4")
No Load Speed (RPM)	0 - 3,600
Impacts per minute (IPM)	0 - 3,200
Max fastening torque	100 N·m (74 ft.lbs.)
Dimensions (L x W x H)	218 x 60 x 180 mm (8-5/8 x 2-3/8 x 7-1/8")
Net weight	0.96 kg (2.1 lbs.)
Power supply cord	2.5 m (8.2 ft)



Phillips bit

TD0101

Impact Driver

100 N·m (74 ft.lbs.) Impact Driver



Continuous rating Input	230W
Capacity	Machine screw: M4 - M8 (5/32 - 5/16") Standard bolt: M5 - M14 (3/16 - 9/16") High strength bolt: M5 - M10 (3/16 - 3/8") Steel: 22 mm (7/8")
Driving shank (Hex)	6.35 mm (1/4")
No Load Speed (RPM)	0 - 3,600
Impacts per minute (IPM)	0 - 3,200
Max fastening torque	100 N·m (74 ft.lbs.)
Dimensions (L x W x H)	184 x 67 x 192 mm (7-1/4 x 2-5/8 x 7-9/16")
Net weight	0.99 kg (2.2 lbs.)
Power supply cord	2.5 m (8.2 ft)



Phillips bit

TL064D

Cordless Angle Impact Driver

12V max

12V max CXT Li-Ion Cordless 60 N·m (530 in.lbs.) Angle Impact Driver



Capacity	Machine screw: M4 - M8 (5/32 - 5/16") Standard bolt: M4 - M12 (5/32 - 1/2") High strength bolt: M4 - M8 (5/32 - 5/16")
Hex shank	6.35 mm (1/4")
No Load Speed (RPM)	0 - 2,000
Impacts per minute (IPM)	0 - 3,000
Max fastening torque	60 N·m (530 in.lbs.)
Dimensions (L x W x H)	361 x 66 x 86 mm (14-1/4 x 2-5/8 x 3-3/8")
Net weight	1.2 - 1.6 kg (2.7 - 3.6 lbs.)

CXT



Phillips bit, Belt clip, Battery, Charger

DTS141

Cordless Oil-Pulse Driver

18V

18V LXT BL Brushless Cordless Oil-Pulse Driver



Capacity	Machine screw: M4 - M8 (5/32 - 5/16") Standard bolt: M5 - M8 (3/16 - 5/16") High strength bolt: M5 - M6 (3/16 - 1/4") Coarse thread (in length): 22 - 125 mm (7/8 - 4-7/8")
No Load Speed (RPM)	Hard: 0 - 3,200 Medium: 0 - 2,000 Soft: 0 - 1,200
Impacts per minute (IPM)	Hard: 0 - 2,700 Medium: 0 - 2,200 Soft: 0 - 1,400
Max fastening torque	40 N·m (355 in.lbs.)
Dimensions (L x W x H)	136 x 79 x 240 mm (5-3/8 x 3-1/8 x 9-1/2")
Net weight	1.3 - 1.6 kg (2.8 - 3.5 lbs.)

LXT BL XPT



Charger, Battery

TD0101F

Impact Driver

100 N·m (74 ft.lbs.) Impact Driver with LED Light



Continuous rating Input	230W
Capacity	Machine screw: M4 - M8 (5/32 - 5/16") Standard bolt: M5 - M14 (3/16 - 9/16") High strength bolt: M5 - M10 (3/16 - 3/8") Steel: 22 mm (7/8")
Driving shank (Hex)	6.35 mm (1/4")
No Load Speed (RPM)	0 - 3,600
Impacts per minute (IPM)	0 - 3,200
Max fastening torque	100 N·m (74 ft.lbs.)
Dimensions (L x W x H)	184 x 67 x 192 mm (7-1/4 x 2-5/8 x 7-9/16")
Net weight	0.99 kg (2.2 lbs.)
Power supply cord	2.5 m (8.2 ft)



Phillips bit

DTL061

Cordless Angle Impact Driver

18V

18V LXT Li-Ion Cordless 60 N·m (530 in.lbs.) Angle Impact Driver



Capacity	Machine screw: M4 - M8 (5/32 - 5/16") Standard bolt: M4 - M12 (5/32 - 1/2") High strength bolt: M4 - M8 (5/32 - 5/16")
Hex shank	6.35 mm (1/4")
No Load Speed (RPM)	0 - 2,000
Impacts per minute (IPM)	0 - 3,000
Max fastening torque	60 N·m (530 in.lbs.)
Dimensions (L x W x H)	387 x 78 x 116 mm (15-1/4 x 3-1/16 x 4-9/16")
Net weight	1.4 - 2 kg (3.1 - 4.3 lbs.)

LXT



Charger, Battery, Phillips bit

DTP141

Cordless 4 Mode Impact Driver

18V

18V LXT BL Brushless Cordless 4 Mode 150 N·m (1,330 in.lbs.) Impact Driver



Capacity	Steel: 10 mm (3/8") Wood: 21 mm (13/16") Masonry: 8 mm (5/16")
No Load Speed (RPM)	Impact-driver mode (Hard / Mid / Soft): 0 - 2,700 / 0 - 2,200 / 0 - 1,300 Drill mode (Hi / Lo): 0 - 2,700 / 0 - 700
Max fastening torque	Impact-driver mode: 150 N·m (1,330 in.lbs.) Drill mode (Hard / Soft): 22 / 13 N·m
Dimensions (L x W x H)	171 x 79 x 250 mm (6-3/4 x 3-1/8 x 9-7/8")
Net weight	1.5 - 1.9 kg (3.4 - 4.1 lbs.)

LXT BL MOTOR



Charger, Battery

DP4011

2-Speed Drill

13 mm (1/2") 720 W Variable 2-Speed Reversing Drill with Keyless Chuck



Continuous rating Input	720W
Capacity	Steel Hi: 8 mm (5/16") Steel Lo: 13 mm (1/2") Wood Hi: 25 mm (1") Wood Lo: 40 mm (1-9/16") Wood (Self-feed bit): 90 mm (90°)
No Load Speed (RPM)	High: 0 - 2,900 Low: 0 - 1,200
Dimensions (L x W x H)	347 x 70 x 220 mm (13-5/8 x 2-3/4 x 8-5/8")
Net weight	2.3 kg (5 lbs.)
Power supply cord	2.5 m (8.2 ft)



Depth gauge, Side grip

DP4010

2-Speed Drill

13 mm (1/2") 720 W Variable 2-Speed Reversing Drill with Keyed Chuck



Continuous rating Input	720W
Capacity	Steel: 8 mm (5/16") Steel Lo: 13 mm (1/2") Wood Hi: 25 mm (1") Wood Lo: 40 mm (1-9/16") Wood (Self-feed bit): 90 mm (3-1/2")
No Load Speed (RPM)	High: 0 - 2,900 Low: 0 - 1,200
Dimensions (L x W x H)	347 x 70 x 220 mm (13-5/8 x 2-3/4 x 8-5/8")
Net weight	2.3 kg (5 lbs.)
Power supply cord	2.5 m (8.2 ft)



Depth gauge, Side grip, Chuck key

DS5000

Drill

16 mm (5/8") 750 W Reversing D-Handle Drill with Keyed Chuck



Continuous rating Input	750W
Capacity	Steel: 16 mm (5/8") Wood: 36 mm (1-7/16") Wood (Self-feed bit): 127 mm (5")
Chuck capacity	3 - 16 mm (1/8 - 5/8")
No Load Speed (RPM)	600
Dimensions (L x W x H)	348 x 83 x 401 mm (13-3/4 x 3-1/4 x 15-3/4")
Net weight	3 kg (6.6 lbs.)
Power supply cord	2.5 m (8.2 ft)



Chuck key, Top grip

6305

Drill

13 mm (1/2") 850 W Drill with Keyed Chuck



Continuous rating Input	850W
Capacity	Steel: 13 mm (1/2") Wood: 30 mm (1-1/16") Wood (Self-feed bit): 60 mm (2-3/8")
Chuck capacity	2 - 13 mm (1/16 - 1/2")
No Load Speed (RPM)	1,450
Dimensions (L x W x H)	346 x 84 x 152 mm (13-5/8 x 3-5/16 x 6")
Net weight	2.8 kg (6.2 lbs.)
Power supply cord	2.5 m (8.2 ft)



Chuck key, Depth gauge, Side grip

DS4012

Drill

13 mm (1/2") 750 W Variable Speed Reversing D-Handle Drill with Keyed Chuck



Continuous rating Input	750W
Capacity	Steel: 13 mm (1/2") Wood: 36 mm (1-7/16") Wood (Self-feed bit): 127 mm (5")
Chuck capacity	2 - 13 mm (1/16 - 1/2")
No Load Speed (RPM)	0 - 600
Dimensions (L x W x H)	340 x 83 x 390 mm (13-3/8 x 3-1/4 x 15-3/8")
Net weight	2.8 kg (6.2 lbs.)
Power supply cord	2.5 m (8.2 ft)



Chuck key, Top grip

DS4011

Drill

13 mm (1/2") 750 W Reversing D-Handle Drill with Keyed Chuck



Continuous rating Input	750W
Capacity	Steel: 13 mm (1/2") Wood: 36 mm (1-7/16") Wood (Self-feed bit): 127 mm (5")
Chuck capacity	2 - 13 mm (1/16 - 1/2")
No Load Speed (RPM)	600
Dimensions (L x W x H)	340 x 83 x 401 mm (13-3/8 x 3-1/4 x 15-3/4")
Net weight	2.8 kg (6.2 lbs.)
Power supply cord	2.5 m (8.2 ft)



Chuck key, Top grip

DP4003

Drill

13 mm (1/2") 750 W Variable Speed Reversing Drill with Keyless Chuck



Continuous rating Input	750W
Capacity	Steel: 13 mm (1/2") Wood: 38 mm (1-1/2") Wood (Self-feed bit): 76 mm (3")
Chuck capacity	1.5 - 13 mm (1/16 - 1/2")
No Load Speed (RPM)	0 - 700
Overall length	308 mm (12-1/8")
Net weight	2.5 kg (5.4 lbs.)
Power supply cord	2.5 m (8.2 ft)



Side grip

DP4001

Drill

13 mm (1/2") 750 W Variable Speed Reversing Drill with Keyless Chuck



Continuous rating Input	750W
Capacity	Steel: 13 mm (1/2") Wood: 38 mm (1-1/2") Wood (Self-feed bit): 76 mm (3")
Chuck capacity	1.5 - 13 mm (1/16 - 1/2")
No Load Speed (RPM)	0 - 950
Overall length	308 mm (12-1/8")
Net weight	2.4 kg (5.2 lbs.)
Power supply cord	2.5 m (8.2 ft)



Side grip

DP4002

Drill

13 mm (1/2") 750 W Variable Speed Reversing Drill with Keyed Chuck



Continuous rating Input	750W
Capacity	Steel: 13 mm (1/2") Wood: 38 mm (1-1/2") Wood (Self-feed bit): 76 mm (3")
Chuck capacity	2 - 13 mm (1/16 - 1/2")
No Load Speed (RPM)	0 - 700
Overall length	304 mm (12")
Net weight	2.7 kg (5.8 lbs.)
Power supply cord	2.5 m (8.2 ft)



Chuck key, Side grip

Screwing/Drilling

DP4000

Drill

13 mm (1/2") 750 W Variable Speed Reversing Drill with Keyed Chuck



Continuous rating Input	750W
Capacity	Steel: 13 mm (1/2") Wood: 38 mm (1-1/2") Wood (Self-feed bit): 76 mm (3")
Chuck capacity	2 - 13 mm (1/16 - 1/2")
No Load Speed (RPM)	0 - 950
Overall length	304 mm (12")
Net weight	2.5 kg (5.6 lbs.)
Power supply cord	2.5 m (8.2 ft)



Chuck key, Side grip

DP3003

Drill

10 mm (3/8") 710 W Variable Speed Reversing Drill with Keyless Chuck



Continuous rating Input	710W
Capacity	Steel: 10 mm (3/8") Wood: 32 mm (1-1/4") Wood (Self-feed bit): 64 mm (2-1/2")
Chuck capacity	0.8 - 10 mm (1/32 - 3/8")
No Load Speed (RPM)	0 - 1,200
Overall length	296 mm (11-5/8")
Net weight	2.2 kg (4.8 lbs.)
Power supply cord	2.5 m (8.2 ft)



Side grip

6408

Drill

10 mm (3/8") 530 W Variable Speed Reversing Drill with Keyless Chuck



Continuous rating Input	530W
Capacity	Steel: 10 mm (3/8") Wood: 25 mm (1") Wood (Self-feed bit): 50 mm (2")
Chuck capacity	1.5 - 10 mm (1/16 - 3/8")
No Load Speed (RPM)	0 - 2,500
Overall length	261 mm (10-1/4")
Net weight	1.5 kg (3.2 lbs.)
Power supply cord	2.5 m (8.2 ft)



6407

Drill

10 mm (3/8") 530 W Variable Speed Reversing Drill with Keyed Chuck



Continuous rating Input	530W
Capacity	Steel: 10 mm (3/8") Wood: 25 mm (1") Wood (Self-feed bit): 50 mm (2")
Chuck capacity	1.5 - 10 mm (1/16 - 3/8")
No Load Speed (RPM)	0 - 2,500
Overall length	261 mm (10-1/4")
Net weight	1.4 kg (3.2 lbs.)
Power supply cord	2.5 m (8.2 ft)



Chuck key

6413

Drill

10 mm (3/8") 450 W Variable Speed Reversing Drill with Keyless Chuck



Continuous rating Input	450W
Capacity	Steel: 10 mm (3/8") Wood: 25 mm (1") Wood (Self-feed bit): 50 mm (2")
Chuck capacity	1.5 - 10 mm (1/16 - 3/8")
No Load Speed (RPM)	0 - 3,400
Dimensions (L x W x H)	234 x 64 x 183 mm (9-1/4 x 2-1/2 x 7-1/4")
Net weight	1.3 kg (2.9 lbs.)
Power supply cord	2.0 m (6.6 ft)



6412

Drill

10 mm (3/8") 450 W Variable Speed Reversing Drill with Keyed Chuck



Continuous rating Input	450W
Capacity	Steel: 10 mm (3/8") Wood: 25 mm (1") Wood (Self-feed bit): 50 mm (2")
Chuck capacity	1.5 - 10 mm (1/16 - 3/8")
No Load Speed (RPM)	0 - 3,400
Dimensions (L x W x H)	228 x 64 x 183 mm (9 x 2-1/2 x 7-1/4")
Net weight	1.3 kg (2.9 lbs.)
Power supply cord	2.0 m (6.6 ft)



Chuck key

6411

Drill

10 mm (3/8") 450 W Drill with Keyed Chuck



Continuous rating Input	450W
Capacity	Steel: 10 mm (3/8") Wood: 25 mm (1") Wood (Self-feed bit): 50 mm (2")
Chuck capacity	1.5 - 10 mm (1/16 - 3/8")
No Load Speed (RPM)	3,400
Dimensions (L x W x H)	228 x 64 x 183 mm (9 x 2-1/2 x 7-1/4")
Net weight	1.3 kg (2.8 lbs.)
Power supply cord	2.0 m (6.6 ft)



Chuck key

DP2011

High Speed Drill

6.5 mm (1/4") 370 W High Speed Variable Speed Reversing Drill with Keyless Chuck



Continuous rating Input	370W
Capacity	Steel: 6.5 mm (1/4") Wood: 15 mm (9/16") Wood (Self-feed bit): 30 mm (1-3/16")
Chuck capacity	0.8 - 6.5 mm (1/32 - 1/4")
No Load Speed (RPM)	0 - 4,200
Dimensions (L x W x H)	222 x 64 x 175 mm (8-3/4 x 2-1/2 x 6-7/8")
Net weight	1.1 kg (2.4 lbs.)
Power supply cord	2.0 m (6.6 ft)



Depth gauge (country-specific)

Screwing/Drilling

DP2010

High Speed Drill

6.5 mm (1/4") 370 W High Speed Variable Speed Reversing Drill with Keyed Chuck



Continuous rating Input	370W
Capacity	Steel: 6.5 mm (1/4") Wood (Self-feed bit) Hi: 15 mm (9/16") Wood (Self-feed bit) Lo: 30 mm (1-3/16")
Chuck capacity	0.5 - 6.5mm (1/64 - 1/4")
No Load Speed (RPM)	0 - 4,200
Dimensions (L x W x H)	209 x 64 x 175 mm (8-1/4 x 2-1/2 x 6-7/8")
Net weight	1 kg (2.2 lbs.)
Power supply cord	2.0 m (6.6 ft)



Depth gauge (country-specific), Chuck key

DD2020

High Speed Drill

6.5 mm (1/4") 500 W High Speed D-Handle Drill with Keyed Chuck



Continuous rating Input	500W
Capacity	Wood: 12 mm (15/32") Wood (Self-feed bit): 24 mm (15/16")
Chuck capacity	0.5 - 6.5mm (1/64 - 1/4")
No Load Speed (RPM)	10,000
Dimensions (L x W x H)	274 x 131 x 67 mm (10-3/4 x 5-1/8 x 2-5/8")
Net weight	1.3 kg (2.9 lbs.)
Power supply cord	2.5 m (8.2 ft)



Chuck key, Wrench

DA001G

Cordless Angle Drill

40V max

40Vmax XGT BL ADT Cordless 13 mm (1/2") Angle Drill with Keyed Chuck



Capacity	Steel: 13 mm (1/2") Wood (Self-feed bit) Hi: 65 mm (2-9/16") Wood (Self-feed bit) Lo: 118 mm (4-5/8") Wood (Hole saw) Hi: 105 mm (4-1/8") Wood (Hole saw) Lo: 159 mm (6-1/4")
Chuck capacity	2 - 13 mm (1/16 - 1/2")
No load speed (RPM)	High: 0 - 1,500 / Low: 0 - 400
Max torque	High: 55 N-m (487 in.lbs) / Low: 136 N-m (1,210 in.lbs)
Dimensions (L x W x H)	w/ BL4020 / BL4025: 539 x 128 x 199 mm (21-1/4 x 5 x 7-7/8") w/ BL4040: 545 x 128 x 199 mm (21-1/2 x 5 x 7-7/8") w/ BL4050F: 566 x 128 x 199 mm (22-1/4 x 5 x 7-7/8")
Net weight	5.3 - 6.2 kg (11.7 - 13.7 lbs.)



Chuck key, Chuck key holder, Hex wrench, Side grip, Hook, Battery, Charger

DA002G

Cordless Angle Drill

40V max

40Vmax XGT BL ADT Cordless 13 mm (1/2") Angle Drill



Capacity	Steel: 13 mm (1/2") Wood (Self-feed bit) Hi: 65 mm (2-9/16") Wood (Self-feed bit) Lo: 118 mm (4-5/8") Wood (Hole saw) Hi: 105 mm (4-1/8") Wood (Hole saw) Lo: 159 mm (6-1/4")
Hex shank	11 mm (7/16")
No load speed (RPM)	High: 0 - 1,500 / Low: 0 - 400
Max torque	High: 55 N-m (487 in.lbs) / Low: 136 N-m (1,210 in.lbs)
Dimensions (L x W x H)	w/ BL4020 / BL4025: 539 x 128 x 193 mm (21-1/4 x 5 x 7-5/8") w/ BL4040: 545 x 128 x 193 mm (21-1/2 x 5 x 7-5/8")
Net weight	4.9 - 5.8 kg (10.8 - 12.8 lbs.)



Hex wrench, Side grip, Hook, Battery, Charger

DDA460

Cordless Angle Drill

18V x2

18V X2 (36V) LXT BL ADT Cordless 13 mm (1/2") Angle Drill with Keyed Chuck



Capacity	Steel: 13 mm (1/2") Wood (Self-feed bit) Hi: 65 mm (2-9/16") Wood (Self-feed bit) Lo: 118 mm (4-5/8") Wood (Hole saw) Hi: 105 mm (4-1/8") Wood (Hole saw) Lo: 159 mm (6-1/4") Hole saw: 118 mm (4-5/8")
Chuck capacity	2 - 13 mm (5/64 - 1/2")
No load speed (RPM)	High: 0 - 1,400 / Low: 0 - 350
Max fastening torque	High: 48 N-m (430 in.lbs.) / Low: 136 N-m (1,210 in.lbs.)
Dimensions (L x W x H)	538 x 128 x 223 mm (21-1/4 x 5 x 8-3/4") w/ Front handle extended: 608 x 128 x 193 mm (24 x 5 x 7-5/8")
Net weight	5.7 - 6.4 kg (12.6 - 14.0 lbs.)



Chuck key, Hex wrench, Side grip, Battery, Charger

DDA461

Cordless Angle Drill

18V x2

18V X2 (36V) LXT BL ADT Cordless 13 mm (1/2") Angle Drill



Capacity	Steel: 13 mm (1/2") Wood (Self-feed bit) Hi: 65 mm (2-9/16") Wood (Self-feed bit) Lo: 118 mm (4-5/8") Wood (Hole saw) Hi: 105 mm (4-1/8") Wood (Hole saw) Lo: 159 mm (6-1/4") Hole saw: 159 mm (6-1/4")
No load speed (RPM)	High: 0 - 1,400 / Low: 0 - 350
Max fastening torque	High: 48 N-m (430 in.lbs.) / Low: 136 N-m (1,210 in.lbs.)
Dimensions (L x W x H)	538 x 128 x 223 mm (21-1/4 x 5 x 8-3/4") w/ Front handle extended: 608 x 128 x 193 mm (24 x 5 x 7-5/8")
Net weight	5.4 - 6.0 kg (11.9 - 13.2 lbs.)



Hex wrench, Side grip, Battery, Charger

DDA450

Cordless Angle Drill

18V

18V LXT BL Cordless Angle Drill with Keyed Chuck



Capacity	Steel: 13 mm (1/2") Wood (Self-feed bit) Hi: 50 mm (2") Wood (Self-feed bit) Lo: 65 mm (2-9/16") Wood (Hole saw) Hi: 101 mm (4") Wood (Hole saw) Lo: 127 mm (5")
Chuck capacity	2 - 13 mm (1/16 - 1/2")
No load speed (RPM)	High: 0 - 1,400 / Low: 0 - 450 High: 26 N-m (230 in.lbs.)
Max fastening torque	Low: 70 N-m (620 in.lbs.)
Dimensions (L x W x H)	w/ BL1815N / BL1820B: 417 x 82 x 179 mm (16-3/8 x 3-1/4 x 7") w/ BL1830B / BL1840B / BL1850B / BL1860B: 434 x 82 x 179 mm (17-1/8 x 3-1/4 x 7")
Net weight	3.2 - 3.5 kg (7.1 - 7.7 lbs.)



Chuck key, Chuck key holder, Side grip, Hook, + Screw, Battery, Charger

DDA451

Cordless Angle Drill

18V

18V LXT BL Cordless Angle Drill



Capacity	Steel: 13 mm (1/2") Wood (Self-feed bit) Hi: 50 mm (2") Wood (Self-feed bit) Lo: 65 mm (2-9/16") Wood (Hole saw) Hi: 101 mm (4") Wood (Hole saw) Lo: 127 mm (5")
Hex shank	11 mm (7/16")
No load speed (RPM)	High: 0 - 1,400 / Low: 0 - 450 High: 26 N-m (230 in.lbs.)
Max fastening torque	Low: 70 N-m (620 in.lbs.)
Dimensions (L x W x H)	w/ BL1815N / BL1820B: 417 x 82 x 163 mm (16-3/8 x 3-1/4 x 6-3/8") w/ BL1830B / BL1840B / BL1850B / BL1860B: 434 x 82 x 163 mm (17-1/8 x 3-1/4 x 6-3/8")
Net weight	2.8 - 3.3 kg (6.2 - 7.3 lbs.)



Side grip, Hook, Battery, Charger

Screwing/Drilling

Screwing/Drilling

DDA351 Cordless Angle Drill 18V LXT Li-Ion Cordless 10 mm (3/8") Angle Drill, Keyless Chuck



Capacity	Steel: 10 mm (3/8") Wood: 25 mm (1") Hole saw: 50 mm (2")
Chuck capacity	1.5 - 10 mm (1/16 - 3/8")
No Load Speed (RPM)	0 - 1,800
Dimensions (L x W x H)	326 x 79 x 115 mm (12-7/8 x 3-1/8 x 4-1/2")
Net weight	1.6 - 1.9 kg (4.2 - 3.5 lbs.)

LXT

440 Wh

Charger, Battery, Side grip

DDA350 Cordless Angle Drill 18V LXT Li-Ion Cordless 10 mm (3/8") Angle Drill, Keyed Chuck



Capacity	Steel: 10 mm (3/8") Wood: 25 mm (1") Hole saw: 50 mm (2")
Chuck capacity	1.5 - 10 mm (1/16 - 3/8")
No Load Speed (RPM)	0 - 1,800
Dimensions (L x W x H)	314 x 79 x 115 mm (12-3/8 x 3-1/8 x 4-1/2")
Net weight	1.5 - 1.8 kg (4.1 - 3.4 lbs.)

LXT

440 Wh

Charger, Battery, Chuck key, Side grip

DA333D Cordless Angle Drill 12V max CXT Li-Ion Cordless 10 mm (3/8") Angle Drill, Keyless Chuck



Capacity	Steel: 10 mm (3/8") Wood: 12 mm (1/2") Hole saw: 24 mm (15/16")
Chuck capacity	0.8 - 10 mm (1/32 - 3/8")
No Load Speed (RPM)	0 - 1,100
Dimensions (L x W x H)	w/ BL1016/BL1021B: 313 x 68 x 95 mm (12-3/8 x 2-11/16 x 3-3/4") w/ BL1041B: 332 x 68 x 95 mm (13-1/8 x 2-11/16 x 3-3/4")
Net weight	1.2 - 1.4 kg (2.7 - 3 lbs.)

CXT

Bit, Belt clip, Battery, Charger

DA332D Cordless Angle Drill 12V max CXT Li-Ion Cordless 10 mm (3/8") Angle Drill, Keyed Chuck



Capacity	Steel: 10 mm (3/8") Wood: 12 mm (1/2") Hole saw: 24 mm (15/16")
Chuck capacity	1.5 - 10 mm (1/16 - 3/8")
No Load Speed (RPM)	0 - 1,100
Dimensions (L x W x H)	w/ BL1016/BL1021B: 313 x 68 x 86 mm (12-3/8 x 2-11/16 x 3-3/8") w/ BL1041B: 332 x 68 x 86 mm (13-1/8 x 2-11/16 x 3-3/8")
Net weight	1.2 - 1.3 kg (2.6 - 2.9 lbs.)

CXT

Chuck key, Chuck key holder, Bit, Belt clip, Battery, Charger

DA331D Cordless Angle Drill 10.8V (12V max) Li-Ion Cordless 10 mm (3/8") Angle Drill, Keyless Chuck



Capacity	Steel: 10 mm (3/8") Wood: 12 mm (1/2") Hole saw: 24 mm (15/16")
Chuck capacity	1.5 - 10 mm (1/16 - 3/8")
No Load Speed (RPM)	0 - 800
Dimensions (L x W x H)	310 x 52 x 88 mm (12-1/4 x 2-1/16 x 3-1/2")
Net weight	1.1 kg (2.5 lbs.)

Charger, Battery, (+)(-) Bit

DA330D Cordless Angle Drill 10.8V (12V max) Li-Ion Cordless 10 mm (3/8") Angle Drill, Keyed Chuck



Capacity	Steel: 10 mm (3/8") Wood: 12 mm (1/2") Hole saw: 24 mm (15/16")
Chuck capacity	1.5 - 10 mm (1/16 - 3/8")
No Load Speed (RPM)	0 - 800
Dimensions (L x W x H)	298 x 52 x 77 mm (11-3/4 x 2-1/16 x 3")
Net weight	1.1 kg (2.4 lbs.)

Charger, Battery, Chuck key, (+)(-) Bit

DA4031 Angle Drill 13 mm (1/2") 1,050 W Angle Drill with Keyed Chuck



Continuous rating Input	1,050W
Capacity	Steel: 13 mm (1/2") Wood (Self-feed bit) Hi: 65 mm (2-9/16") Wood (Self-feed bit) Lo: 118 mm (4-5/8")
Chuck capacity	2 - 13 mm (1/16 - 1/2")
No Load Speed (RPM)	High: 1,200 Low: 300
Overall length	462 mm (18-3/16")
Net weight	6.3 kg (13.9 lbs.)
Power supply cord	2.5 m (8.2 ft)

303 Wh

Chuck key, Hex wrench, Side grip

DA400LR Angle Drill 13 mm (1/2") 710 W Angle Drill with Keyed Chuck



Continuous rating Input	710W
Capacity	Steel: 13 mm (1/2") Wood (Self-feed bit) Hi: 65 mm (2-9/16") Wood (Self-feed bit) Lo: 118 mm (4-5/8")
Chuck capacity	2 - 13 mm (1/16 - 1/2")
No Load Speed (RPM)	High: 0 - 900 Low: 0 - 400
Overall length	413 mm (16-1/4")
Net weight	4 kg (8.9 lbs.)
Power supply cord	2.5 m (8.2 ft)

303 Wh

Angle attachment, Chuck key, Hex wrench, Side grip

DA3011F

Angle Drill

10 mm (3/8") 450 W Angle Drill with Keyless Chuck, LED job light



Continuous rating Input	450W
Capacity	Steel: 10 mm (3/8") Wood: 25 mm (1")
Chuck capacity	1.5 - 10 mm (1/16 - 3/8")
No Load Speed (RPM)	0 - 2400
Overall length	282 mm (11-1/8")
Net weight	1.6 kg (3.5 lbs.)
Power supply cord	2.5 m (8.2 ft)



Grip

DA3011

Angle Drill

10 mm (3/8") 450 W Angle Drill with Keyless Chuck



Continuous rating Input	450W
Capacity	Steel: 10 mm (3/8") Wood: 25 mm (1")
Chuck capacity	1.5 - 10 mm (1/16 - 3/8")
No Load Speed (RPM)	0 - 2400
Overall length	282 mm (11-1/8")
Net weight	1.6 kg (3.5 lbs.)
Power supply cord	2.5 m (8.2 ft)



Grip

DA3010F

Angle Drill

10 mm (3/8") 450 W Angle Drill with Keyed Chuck, LED job light



Continuous rating Input	450W
Capacity	Steel: 10 mm (3/8") Wood: 25 mm (1")
Chuck capacity	1.5 - 10 mm (1/16 - 3/8")
No Load Speed (RPM)	0 - 2400
Overall length	270 mm (10-5/8")
Net weight	1.6 kg (3.5 lbs.)
Power supply cord	2.5 m (8.2 ft)



Chuck key, Side grip

DA3010

Angle Drill

10 mm (3/8") 450 W Angle Drill with Keyed Chuck



Continuous rating Input	450W
Capacity	Steel: 10 mm (3/8") Wood: 25 mm (1")
Chuck capacity	1.5 - 10 mm (1/16 - 3/8")
No Load Speed (RPM)	0 - 2400
Overall length	270 mm (10-5/8")
Net weight	1.6 kg (3.5 lbs.)
Power supply cord	2.5 m (8.2 ft)



Chuck key, Side grip

HB500

Magnetic Drill

50 mm (2") Magnetic Drill



Capacity	Steel: 50 mm (2")
Chuck capacity	16 mm (5/8")
No Load Speed (RPM)	350 / 650
Magnetic clamping force	9,300 N (950 kg)
Dimensions (L x W x H)	290 x 150 x 450 mm (11-3/8 x 5-7/8 x 17-3/4")
Net weight	18.5 kg (40.8 lbs.)



Quick release arbor, Small oil cup assembly and clip, Safety guard, Polyester safety strap, Allen keys

HB350

Magnetic Drill

35 mm (1-3/8") Magnetic Drill



Continuous rating Input	1,050W
Capacity	Steel: 35 mm (1-3/8")
Chuck capacity	13 mm (1/2")
No Load Speed (RPM)	850
Magnetic clamping force	8,000 N (816 kg)
Dimensions (L x W x H)	225 x 195 x 490 mm (8-7/8 x 7-5/8 x 19-1/4")
Net weight	11.6 kg (25.6 lbs.)



Small oil cup assembly and clip, Safety guard, Polyester safety strap, Allen keys

TW001G

Cordless Impact Wrench

40V max

40Vmax XGT BL Cordless 3/4" (19 mm) 1,800 N-m (1,330 ft.lbs.) Impact Wrench, Reverse Rotation Auto Stop Mode



Fastening capacities	Standard bolt: M12 - M36 (1/2 - 1-7/16") High strength bolt: M10 - M27 (3/8 - 1-1/16") 19 mm (3/4")
Square drive	19 mm (3/4")
No Load Speed (RPM)	Max / Hard / Mid / Soft: 0 - 1,800 / 0 - 1,400 / 0 - 1,150 / 0 - 950
Impacts per minute (IPM)	Max / Hard / Mid / Soft: 0 - 2,500 / 0 - 2,400 / 0 - 2,200 / 0 - 1,900
Max fastening torque	1,800 N-m (1,330 ft.lbs.)
Dimensions (L x W x H)	w/ BL4020 / BL4025: 217 x 94 x 297 mm (8-1/2 x 3-11/16 x 11-3/4") w/ BL4040: 217 x 94 x 303 mm (8-1/2 x 3-11/16 x 11-7/8")
Net weight	3.9 - 4.2 kg (8.6 - 9.3 lbs.)



Belt clip, Battery, Charger

TW007G / TW008G

Cordless Impact Wrench

40V max

40Vmax XGT BL Cordless 1/2" (12.7 mm) 760 N-m (560 ft.lbs.) Impact Wrench, Forward/Reverse Rotation Auto Stop Mode



Fastening capacities	Standard bolt: M10 - M24 (3/8 - 1") High strength bolt (Grade 10.9): M10 - M16 (3/8 - 5/8") High strength bolt (Grade F10T): M12, M16 (7/16, 5/8")
Square drive	12.7 mm (1/2")
No Load Speed (RPM)	Max / Hard / Mid / Soft: 0 - 2,300 / 0 - 1,900 / 0 - 1,200 / 0 - 600
Impacts per minute (IPM)	Max / Hard / Mid / Soft: 0 - 2,900 / 0 - 2,700 / 0 - 1,900 / 0 - 1,200
Max fastening torque	760 N-m (560 ft.lbs.)
Fastening torque	Hard / Mid / Soft: 320 / 200 / 150 N-m (240 / 150 / 110 ft.lbs.)
Dimensions (L x W x H)	w/ BL4020 / BL4025: 170 x 86 x 285 mm (6-11/16 x 3-3/8 x 11-1/4") w/ BL4040: 170 x 86 x 291 mm (6-11/16 x 3-3/8 x 11-1/2") w/ BL4050F: 170 x 86 x 312 mm (6-11/16 x 3-3/8 x 12-1/4")
Net weight	2.7 - 3.3 kg (6.0 - 7.3 lbs.)



TW007G:
C ring

TW008G:
Pin detent



Belt clip, Battery, Charger

Screwing/Drilling

Screwing/Drilling

TW004G / TW005G Cordless Impact Wrench 40V max

40Vmax XGT BL Cordless 1/2" (12.7 mm) 350 N-m (260 ft.lbs.) Impact Wrench, Forward/Reverse Rotation Auto Stop Mode



TW004G:
C ring



TW005G:
Pin detent

Fastening capacities	Standard bolt: M10 - M20 (3/8 - 3/4") High strength bolt: M10 - M16 (3/8 - 5/8")
Square drive	12.7 mm (1/2")
No Load Speed (RPM)	Max / Hard / Mid / Soft: 0 - 3,200 / 0 - 2,600 / 0 - 1,800 / 0 - 1,000
Impacts per minute (IPM)	Max / Hard / Mid / Soft: 0 - 4,000 / 0 - 3,400 / 0 - 2,600 / 0 - 1,800
Max fastening torque	350 N-m (260 ft.lbs.)
Dimensions (L x W x H)	w/ BL4020 / BL4025: 144 x 86 x 248 mm (5-5/8 x 3-3/8 x 9-3/4") w/ BL4040: 144 x 86 x 253 mm (5-5/8 x 3-3/8 x 10")
Net weight	1.9 - 2.2 kg (4.2 - 4.9 lbs.)



Belt clip, Battery, Charger

DTW1001 Cordless Impact Wrench 18V

18V LXT BL Brushless Cordless 3-Speed 3/4" (19 mm) 1,050 N-m (780 ft.lbs.) Impact Wrench



Fastening capacities	Standard bolt: M12 - M30 (1/2 - 1-1/4") High strength bolt: M10 - M24 (3/8 - 1")
Square drive	19 mm (3/4")
No Load Speed (RPM)	Hard / Mid / Soft: 0 - 1,800 / 0 - 1,000 / 0 - 900
Impacts per minute (IPM)	Hard / Mid / Soft: 0 - 2,200 / 0 - 2,000 / 0 - 1,800
Max fastening torque	1,050 N-m (780 ft.lbs.)
Dimensions (L x W x H)	229 x 91 x 289 mm (9 x 3-5/8 x 11-3/8")
Net weight	3.4 - 3.7 kg (7.5 - 8.2 lbs.)



Charger, Battery, Hook

DTW1002 Cordless Impact Wrench 18V

18V LXT BL Brushless Cordless 3-Speed 1/2" (12.7 mm) 1,000 N-m (740 ft.lbs.) Impact Wrench



Fastening capacities	Standard bolt: M12 - M30 (1/2 - 1-1/4") High strength bolt: M10 - M24 (3/8 - 1")
Square drive	12.7 mm (1/2")
No Load Speed (RPM)	Hard / Mid / Soft: 0 - 1,800 / 0 - 1,000 / 0 - 900
Impacts per minute (IPM)	Hard / Mid / Soft: 0 - 2,200 / 0 - 2,000 / 0 - 1,800
Max fastening torque	1,000 N-m (740 ft.lbs.)
Dimensions (L x W x H)	229 x 91 x 289 mm (9 x 3-5/8 x 11-3/8")
Net weight	3.3 - 3.6 kg (7.3 - 8 lbs.)



Charger, Battery, Hook

DTW800 Cordless Impact Wrench 18V

18V LXT BL Brushless Cordless 3-Speed 7/16" (11.1 mm) 800 N-m (590 ft.lbs.) Impact Wrench



Fastening capacities	Standard bolt: M12 - M24 (1/2 - 1") High strength bolt: M10 - M22 (3/8 - 7/8")
Hex shank	11.1 mm (7/16")
No Load Speed (RPM)	Hard / Mid / Soft: 0 - 1,800 / 0 - 1,000 / 0 - 900
Impacts per minute (IPM)	Hard / Mid / Soft: 0 - 2,200 / 0 - 2,000 / 0 - 1,800
Max fastening torque	800 N-m (590 ft.lbs.)
Dimensions (L x W x H)	229 x 91 x 303 mm (9 x 3-5/8 x 11-7/8")
Net weight	3.4 - 3.7 kg (8.2 - 7.5 lbs.)



Charger, Battery, Hook

DTW700 / DTW701 Cordless Impact Wrench 18V

18V LXT BL Cordless 1/2" (12.7 mm) 700 N-m (520 ft.lbs.) Impact Wrench, Forward/Reverse Rotation Auto Stop Mode



DTW700:
C ring



DTW701:
Pin detent

Fastening capacities	Standard bolt: M10 - M24 (3/8 - 1") High strength bolt (Grade 10.9): M10 - M16 (3/8 - 5/8") High strength bolt (Grade F10T): M12, M16 (7/16, 5/8")
Square drive	12.7 mm (1/2")
No Load Speed (RPM)	Max / Hard / Mid / Soft: 0 - 2,200 / 0 - 1,900 / 0 - 1,200 / 0 - 500
Impacts per minute (IPM)	Max / Hard / Mid / Soft: 0 - 2,700 / 0 - 2,400 / 0 - 1,700 / 0 - 1,000
Max fastening torque	700 N-m (520 ft.lbs.)
Dimensions (L x W x H)	w/ BL1815N / BL1820B: 170 x 81 x 258 mm (6-11/16 x 3-3/16 x 10") w/ BL1830B / BL1840B / BL1850B / BL1860B: 170 x 81 x 276 mm (6-11/16 x 3-3/16 x 10-7/8")
Net weight	2.3 - 2.7 kg (5.1 - 6.0 lbs.)



Belt clip, Battery, Charger

DTW450 Cordless Impact Wrench 18V

18V LXT Li-Ion Cordless 1/2" (12.7 mm) 440 N-m (325 ft.lbs.) Impact Wrench



Fastening capacities	Standard bolt: M12 - M22 (1/2 - 7/8") High strength bolt: M12 - M16 (1/2 - 5/8")
Square drive	12.7 mm (1/2")
No Load Speed (RPM)	1,600
Impacts per minute (IPM)	2,200
Max fastening torque	440 N-m (325 ft.lbs.)
Dimensions (L x W x H)	266 x 82 x 290 mm (10-1/2 x 3-1/4 x 11-3/8")
Net weight	3.1 - 3.4 kg (7.6 - 6.9 lbs.)



Hook, Battery, Charger

DTW300 / DTW301 Cordless Impact Wrench 18V

18V LXT BL Cordless 1/2" (12.7 mm) 330 N-m (240 ft.lbs.) Impact Wrench, Forward/Reverse Rotation Auto Stop Mode



DTW300:
C ring



DTW301:
Pin detent

Fastening capacities	Standard bolt: M10 - M20 (3/8 - 3/4") High strength bolt: M10 - M16 (3/8 - 5/8")
Square drive	12.7 mm (1/2")
No Load Speed (RPM)	Max / Hard / Mid / Soft: 0 - 3,200 / 0 - 2,600 / 0 - 1,800 / 0 - 1,000
Impacts per minute (IPM)	Max / Hard / Mid / Soft: 0 - 4,000 / 0 - 3,400 / 0 - 2,600 / 0 - 1,800
Max fastening torque	330 N-m (240 ft.lbs.)
Dimensions (L x W x H)	w/ BL1815N / BL1820B: 144 x 81 x 228 mm (5-5/8 x 3-3/16 x 9") w/ BL1830B / BL1840B / BL1850B / BL1860B: 144 x 81 x 246 mm (5-5/8 x 3-3/16 x 9-11/16")
Net weight	1.5 - 1.8 kg (3.4 - 4.1 lbs.)



Belt clip, Battery, Charger

DTW302 Cordless Impact Wrench 18V

18V LXT BL Cordless 3/8" (9.5 mm) 300 N-m (220 ft.lbs.) Impact Wrench, Forward/Reverse Rotation Auto Stop Mode



Fastening capacities	Standard bolt: M10 - M20 (3/8 - 3/4") High strength bolt: M10 - M16 (3/8 - 5/8")
Square drive	9.5 mm (3/8")
No Load Speed (RPM)	Max / Hard / Mid / Soft: 0 - 3,200 / 0 - 2,600 / 0 - 1,800 / 0 - 1,000
Impacts per minute (IPM)	Max / Hard / Mid / Soft: 0 - 4,000 / 0 - 3,400 / 0 - 2,600 / 0 - 1,800
Max fastening torque	300 N-m (220 ft.lbs.)
Fastening torque	Hard / Mid / Soft: 180 / 130 / 80 Nm (130 / 100 / 60 ft.lbs.)
Dimensions (L x W x H)	w/ BL1815N / BL1820B: 138 x 81 x 228 mm (5-7/16 x 3-3/16 x 9") w/ BL1830B / BL1840B / BL1850B / BL1860B: 138 x 81 x 246 mm (5-7/16 x 3-3/16 x 9-11/16")
Net weight	1.4 - 1.8 kg (3.1 - 4.0 lbs.)



Belt clip, Battery, Charger

DTW251 Cordless Impact Wrench **18V**
18V LXT Li-Ion Cordless 1/2" (12.7 mm) 230 N-m (170 ft.lbs.) Impact Wrench



Fastening capacities	Standard bolt: M10 - M16 (3/8 - 5/8") High strength bolt: M10 - M14 (3/8 - 9/16")
Square drive	12.7 mm (1/2")
No Load Speed (RPM)	0 - 2,100
Impacts per minute (IPM)	0 - 3,200
Max fastening torque	230 N-m (170 ft.lbs.)
Dimensions (L x W x H)	165 x 79 x 234 mm (6-1/2 x 3-1/8 x 9-1/4")
Net weight	1.5 - 1.8 kg (3.2 - 3.9 lbs.)

LXT



Charger, Battery

DTW253 Cordless Impact Wrench **18V**
18V LXT Li-Ion Cordless 3/8" (9.5 mm) 210 N-m (155 ft.lbs.) Impact Wrench



Fastening capacities	Standard bolt: M8 - M16 (5/16 - 5/8") High strength bolt: M6 - M12 (1/4 - 1/2")
Square drive	9.5 mm (3/8")
No Load Speed (RPM)	0 - 2,100
Impacts per minute (IPM)	0 - 3,200
Max fastening torque	210 N-m (155 ft.lbs.)
Dimensions (L x W x H)	155 x 79 x 234 mm (6-1/8 x 3-1/8 x 9-1/4")
Net weight	1.3 - 1.6 kg (2.8 - 3.6 lbs.)

LXT



Battery, Charger

DTW181 Cordless Impact Wrench **18V**
18V LXT BL Brushless Cordless 1/2" (12.7 mm) 210 N-m (155 ft.lbs.) Impact Wrench, Reverse Rotation Auto Stop Mode



Fastening capacities	Standard bolt: M8 - M16 (5/16 - 5/8") High strength bolt: M6 - M12 (1/4 - 1/2")
Square drive	12.7 mm (1/2")
No Load Speed (RPM)	Hard / Soft: 0 - 2,400 / 0 - 1,300
Impacts per minute (IPM)	Hard / Soft: 0 - 3,600 / 0 - 2,000
Max fastening torque	210 N-m (155 ft.lbs.)
Dimensions (L x W x H)	w/ BL1815N / BL1820B: 151 x 79 x 218 mm (5-15/16 x 3-1/8 x 8-5/8") w/ BL1830B / BL1840B / BL1850B / BL1860B: 151 x 79 x 235 mm (5-15/16 x 3-1/8 x 9-1/4")
Net weight	1.2 - 1.5 kg (2.7 - 3.4 lbs.)

LXT BL MOTOR XPT



Belt clip, Battery, Charger

DTW190 Cordless Impact Wrench **18V**
18V LXT Li-Ion Cordless 1/2" (12.7 mm) 190 N-m (140 ft.lbs.) Impact Wrench



Fastening capacities	Standard bolt: M8 - M16 (5/16 - 5/8") High strength bolt: M8 - M12 (1/4 - 1/2")
Square drive	12.7 mm (1/2")
No Load Speed (RPM)	0 - 2,300
Impacts per minute (IPM)	0 - 3,000
Max fastening torque	190 N-m (140 ft.lbs.)
Overall length	176 mm (6-15/16")
Net weight	1.4 - 1.8 kg (3.2 - 3.9 lbs.)

LXT



Shoulder strap (country-specific), Tool hanger (country-specific), Battery, Charger

DTW180 Cordless Impact Wrench **18V**
18V LXT BL Brushless Cordless 3/8" (9.5 mm) 180 N-m (130 ft.lbs.) Impact Wrench, Reverse Rotation Auto Stop Mode



Fastening capacities	Standard bolt: M8 - M16 (5/16 - 5/8") High strength bolt: M6 - M12 (1/4 - 1/2")
Square drive	9.5 mm (3/8")
No Load Speed (RPM)	Hard / Soft: 0 - 2,400 / 0 - 1,300
Impacts per minute (IPM)	Hard / Soft: 0 - 3,600 / 0 - 2,000
Max fastening torque	180 N-m (130 ft.lbs.)
Dimensions (L x W x H)	w/ BL1815N / BL1820B: 144 x 79 x 218 mm (5-5/8 x 3-1/8 x 8-5/8") w/ BL1830B / BL1840B / BL1850B / BL1860B: 144 x 79 x 235 mm (5-5/8 x 3-1/8 x 9-1/4")
Net weight	1.2 - 1.5 kg (2.7 - 3.4 lbs.)

LXT BL MOTOR XPT



Belt clip, Battery, Charger

TW161D Cordless Impact Wrench **12V max**
12Vmax CXT BL Brushless Cordless 1/2" (12.7 mm) 165 N-m (122 ft.lbs.) Impact Wrench



Fastening capacities	Standard bolt: M8 - M16 (5/16 - 5/8") High strength bolt: M6 - M12 (1/4 - 1/2")
Square drive	12.7 mm (1/2")
No Load Speed (RPM)	Hard / Soft: 0 - 2,400 / 0 - 1,300
Impacts per minute (IPM)	Hard / Soft: 0 - 3,600 / 0 - 2,000
Max fastening torque	165 N-m (122 ft.lbs.)
Dimensions (L x W x H)	w/ BL1016/BL1021B: 150 x 66 x 213 mm (5-7/8 x 2-5/8 x 8-3/8") w/ BL1041B: 150 x 66 x 232 mm (5-7/8 x 2-5/8 x 9-1/8")
Net weight	1.1 - 1.2 kg (2.4 - 2.7 lbs.)

CXT BL MOTOR



Belt clip, Battery, Charger

TW160D Cordless Impact Wrench **12V max**
12Vmax CXT BL Brushless Cordless 3/8" (9.5 mm) 160 N-m (120 ft.lbs.) Impact Wrench



Fastening capacities	Standard bolt: M8 - M16 (5/16 - 5/8") High strength bolt: M6 - M12 (1/4 - 1/2")
Square drive	9.5 mm (3/8")
No load speed (RPM)	Hard / Soft: 0 - 2,400 / 0 - 1,300
Impacts per minute (IPM)	Hard / Soft: 0 - 3,600 / 0 - 2,000
Max fastening torque	160 N-m (120 ft.lbs.)
Dimensions (L x W x H)	w/ BL1016/BL1021B: 144 x 66 x 213 mm (5-5/8 x 2-5/8 x 8-3/8") w/ BL1041B: 144 x 66 x 232 mm (5-5/8 x 2-5/8 x 9-1/8")
Net weight	1.0 - 1.2 kg (2.2 - 2.6 lbs.)

CXT BL MOTOR



Belt clip, Battery, Charger

TW141D Cordless Impact Wrench **12V max**
12Vmax CXT Li-Ion Cordless 1/2" (12.7 mm) 145 N-m (107 ft.lbs.) Impact Wrench



Fastening capacities	Standard bolt: M8 - M16 (5/16 - 5/8") High strength bolt: M6 - M12 (1/4 - 1/2")
Square drive	12.7 mm (1/2")
No Load Speed (RPM)	0 - 2,600
Impacts per minute (IPM)	0 - 3,200
Max fastening torque	145 N-m (107 ft.lbs.)
Dimensions (L x W x H)	w/ BL1016/BL1021B: 168 x 66 x 205 mm (6-5/8 x 2-5/8 x 8-1/8") w/ BL1041B: 168 x 66 x 224 mm (6-5/8 x 2-5/8 x 8-7/8")
Net weight	1.1 - 1.2 kg (2.4 - 2.7 lbs.)

CXT



Belt clip, Battery, Charger

Screwing/Drilling

TW140D

Cordless Impact Wrench

12V max

12Vmax CXT Li-Ion Cordless 3/8" (9.5 mm) 140 N-m (100 ft.lbs.) Impact Wrench



Fastening capacities	Standard bolt: M8 - M16 (5/16 - 5/8") High strength bolt: M6 - M12 (1/4 - 1/2")
Square drive	9.5 mm (3/8")
No Load Speed (RPM)	0 - 2,600
Impacts per minute (IPM)	0 - 3,200
Max fastening torque	140 N-m (100 ft.lbs.)
Dimensions (L x W x H)	w/ BL1016/BL1021B: 161 x 66 x 205 mm (6-3/8 x 2-5/8 x 8-1/8") w/ BL1041B: 161 x 66 x 224 mm (6-3/8 x 2-5/8 x 8-7/8")
Net weight	1 - 1.2 kg (2.3 - 2.7 lbs.)



Belt clip, Battery, Charger

TW060D

Cordless Impact Wrench

12V max

12Vmax CXT Li-Ion Cordless 1/4" (6.35 mm) 60 N-m (44 ft.lbs.) Impact Wrench



Fastening capacities	Standard bolt: M8 - M12 (5/16 - 15/32") High strength bolt: M6 - M10 (1/4 - 3/8")
Square drive	6.35 mm (1/4")
No Load Speed (RPM)	0 - 2,600
Impacts per minute (IPM)	0 - 3,200
Max fastening torque	60 N-m (44 ft.lbs.)
Dimensions (L x W x H)	w/ BL1016/BL1021B: 161 x 66 x 205 mm (6-3/8 x 2-5/8 x 8-1/8") w/ BL1041B: 161 x 66 x 224 mm (6-3/8 x 2-5/8 x 8-7/8")
Net weight	1.0 - 1.2 kg (2.2 - 2.6 lbs.)



Belt clip, Battery, Charger

TW100D

Cordless Impact Wrench

10.8V

10.8V (12V max) Li-Ion Cordless 3/8" (9.5 mm) 110 N-m (1,000 in.lbs.) Impact Wrench



Fastening capacities	Standard bolt: M8 - M12 (5/16 - 1/2") High strength bolt: M6 - M10 (1/4 - 3/8")
Square drive	9.5 mm (3/8")
No Load Speed (RPM)	0 - 2,300
Impacts per minute (IPM)	0 - 3,000
Max fastening torque	110 N-m (1,000 in.lbs.)
Dimensions (L x W x H)	163 x 54 x 178 mm (6-3/8 x 2-1/8 x 7")
Net weight	0.95 kg (2.1 lbs.)



Battery, Charger

TW202D

Cordless Impact Wrench

18V

18V Li-Ion Cordless 1/2" (12.7 mm) 200 N-m (148 ft.lbs.) Impact Wrench, G-Battery

new



Square drive	12.7 mm (1/2")
Capacity	Standard bolt: M8 - M16 (5/16 - 5/8") High strength bolt: M8 - M12 (5/16 - 1/2")
No Load Speed (RPM)	0 - 2,300
Impacts per minute (IPM)	0 - 3,000
Max fastening torque	200 N-m (1,770 in.lbs.)
Dimensions (L x W x H)	w/o Battery: 176 x 79 x 191 mm (6-15/16 x 3-1/8 x 7-1/2")
Net weight	1.5 kg (3.3 lbs.)



Shoulder strap, Tool catcher, Battery, Charger

TW1000

Impact Wrench

1" (25.4 mm) 1,000 N-m (738 ft.lbs.) Impact Wrench



Continuous rating Input	1,200W
Fastening capacities	Standard bolt: M24 - M30 (15/16 - 1-3/16") High strength bolt: M22 - M24 (7/8 - 15/16")
Square drive	25.4 mm (1")
No Load Speed (RPM)	1,400
Impacts per minute (IPM)	1,500
Max fastening torque	1,000 N-m (738 ft.lbs.)
Dimensions (L x W x H)	382 x 110 x 290 mm (15 x 4-5/16 x 11-3/8")
Net weight	8.8 kg (19.4 lbs.)
Power supply cord	2.5 m (8.2 ft)



Side grip, Socket

6906

Impact Wrench

3/4" (19 mm) 588 N-m (441 ft.lbs.) Impact Wrench



Continuous rating Input	850W
Capacity	Standard bolt: M16 - M22 (5/8 - 7/8") High strength bolt: M16 - M20 (5/8 - 3/4")
Square drive	19 mm (3/4")
No Load Speed (RPM)	1,700
Impacts per minute (IPM)	1,600
Max fastening torque	588 N-m (441 ft.lbs.)
Overall length	327 mm (12-7/8")
Net weight	5.6 kg (12.2 lbs.)
Power supply cord	2.5 m (8.2 ft)



Side grip, Socket

6905H

Impact Wrench

1/2" (12.7 mm) 294 N-m (217 ft.lbs.) Impact Wrench



Continuous rating Input	470W
Fastening capacities	Standard bolt: M12 - M20 (1/2 - 3/4") High strength bolt: M12 - M16 (1/2 - 5/8")
Square drive	12.7 mm (1/2")
No Load Speed (RPM)	2,200
Impacts per minute (IPM)	2,600
Max fastening torque	294 N-m (217 ft.lbs.)
Dimensions (L x W x H)	275 x 86 x 197 mm (10-7/8 x 3-3/8 x 7-3/4")
Net weight	2.4 kg (5.2 lbs.)
Power supply cord	2.5 m (8.2 ft)



Socket x3

TW0350

Impact Wrench

1/2" (12.7 mm) 350 N-m (260 ft.lbs.) Impact Wrench



Continuous rating Input	400W
Fastening capacities	Standard bolt: M12 - M22 (1/2 - 7/8") High strength bolt: M12 - M16 (1/2 - 5/8")
Square drive	12.7 mm (1/2")
No Load Speed (RPM)	2,000
Impacts per minute (IPM)	2,000
Max fastening torque	350 N-m (260 ft.lbs.)
Dimensions (L x W x H)	283 x 87 x 233 mm (11-1/8 x 3-7/16 x 9-1/8")
Net weight	3 kg (6.6 lbs.)
Power supply cord	2.5 m (8.2 ft)



Socket

Screwing/Drilling

TW0200

Impact Wrench

1/2" (12.7 mm) 200 N-m (150 ft.lbs.) Impact Wrench



Continuous rating Input	380W
Fastening capacities	Standard bolt: M10 - M16 (3/8 - 5/8") High strength bolt: M10 - M12 (3/8 - 1/2")
Square drive	12.7 mm (1/2")
No Load Speed (RPM)	0 - 2,200
Impacts per minute (IPM)	0 - 2,200
Max fastening torque	200 N-m (150 ft.lbs.)
Dimensions (L x W x H)	251 x 72 x 220 mm (9-7/8 x 2-13/16 x 8-5/8")
Net weight	2.1 kg (4.7 lbs.)
Power supply cord	2.5 m (8.2 ft)



Socket x3, Hook

6953

Impact Wrench

1/2" (12.7 mm) 150 N-m (110 ft.lbs.) Impact Wrench



Continuous rating Input	280W
Fastening capacities	Standard bolt: M10 - M16 (3/8 - 5/8") High strength bolt: M8 - M12 (5/16 - 1/2")
Square drive	12.7 mm (1/2")
No Load Speed (RPM)	0 - 3,000
Impacts per minute (IPM)	0 - 3,000
Max fastening torque	150 N-m (111 ft.lbs.)
Overall length	233 mm (9-1/8")
Net weight	1.5 kg (3.2 lbs.)
Power supply cord	2.5 m (8.2 ft)



DWR180

Cordless Ratchet Wrench

18V

18V LXT Li-Ion Cordless 47.5 N-m (420 in.lbs.) Ratchet Wrench



Capacity	Standard bolt: M5 - M12 (3/16 - 1/2") High strength bolt: M5 - M10 (3/16 - 3/8")
Square drive	9.5 / 6.35 mm (3/8 / 1/4")
No Load Speed (RPM)	0 - 800
Max fastening torque	47.5 N-m (420 in.lbs.)
Flats width	13 mm (1/2")
Angle head size	Diameter: 31 mm (1-7/32") Height: 25.5 mm (1")
Dimensions (L x W x H)	w/ BL1815N / BL1820B: 369 x 79 x 69 mm (14-1/2 x 3-1/8 x 2-3/4") w/ BL1830B / BL1840B / BL1850B / BL1860B: 369 x 79 x 87 mm (14-1/2 x 3-1/8 x 3-7/16")
Net weight	1.2 - 1.6 kg (2.6 - 3.5 lbs.)

LXT XPT



Socket adapter, Battery, Charger, Tool bag

WR100D

Cordless Ratchet Wrench

12V max

12Vmax CXT Li-Ion Cordless 47.5 N-m (420 in.lbs.) Ratchet Wrench



Capacity	Standard bolt: M5 - M12 (3/16 - 1/2") High strength bolt: M5 - M10 (3/16 - 3/8")
Square drive	9.5 / 6.35 mm (3/8 / 1/4")
No Load Speed (RPM)	0 - 800
Max fastening torque	47.5 N-m (420 in.lbs.)
Flats width	13 mm (1/2")
Angle head size	Diameter: 31 mm (1-7/32") Height: 25.5 mm (1")
Dimensions (L x W x H)	w/ BL1016 / BL1021B: 341 x 67 x 63 mm (13-7/16 x 2-5/8 x 2-1/2") w/ BL1041B: 341 x 67 x 84 mm (13-7/16 x 2-5/8 x 3-5/16")
Net weight	1.0 - 1.2 kg (2.3 - 2.7 lbs.)

CXT XPT



Socket adapter, Battery, Charger, Tool bag

DTL063

Cordless Angle Impact Wrench

18V

18V LXT Li-Ion Cordless 3/8" (9.5 mm) 60 N-m Angle Impact Wrench



Fastening capacities	Standard bolt: M4 - M12 (5/32 - 1/2") High strength bolt: M4 - M8 (5/32 - 5/16")
Square drive	9.5 mm (3/8")
No Load Speed (RPM)	0 - 2,000
Impacts per minute (IPM)	0 - 3,000
Max fastening torque	60 N-m
Dimensions (L x W x H)	387 x 78 x 116 mm (15-1/4 x 3-1/16 x 4-9/16")
Net weight	1.4 - 2 kg (3.1 - 4.3 lbs.)

LXT



Charger, Battery

TL065D

Cordless Angle Impact Wrench

12V max

12V max CXT Li-Ion Cordless 60 N-m (530 in.lbs.) Angle Impact Wrench



Capacity	Standard bolt: M4 - M12 (5/32 - 1/2") High strength bolt: M4 - M8 (5/32 - 5/16")
Square drive	9.5 mm (3/8")
No Load Speed (RPM)	0 - 2,000
Impacts per minute (IPM)	0 - 3,000
Max fastening torque	60 N-m (530 in.lbs.)
Dimensions (L x W x H)	361 x 66 x 86 mm (14-1/4 x 2-5/8 x 3-3/8")
Net weight	1.2 - 1.6 kg (2.7 - 3.6 lbs.)

CXT



Belt clip, Battery, Charger

DWT310

Cordless Shear Wrench

18V x2

18V X2 (36V) LXT BL Brushless Cordless M16 (5/8") / M20 (3/4") / M22 (7/8") 804 N-m (593 ft.lbs.) Shear Wrench



Capacity	High strength torque shear bolt (HTB): M16, M20, M22 (5/8, 3/4, 7/8") Super (high) strength torque shear bolt (SHTB): M16, M20 (5/8, 3/4")
No Load Speed (RPM)	14
Max fastening torque	804 N-m (593 ft.lbs.)
Dimensions (L x W x H)	296 x 130 x 377 mm (11-5/8 x 5-1/8 x 14-7/8")
Net weight	6.5 - 7.1 kg (14.3 - 15.7 lbs.)

LXT BL XPT



-Screwdriver, Shoulder belt, Battery, Charger

6924N

Shear Wrench

M22 (7/8") / M24 (1") / SHTB22 1,100 N-m (810 ft.lbs.) Shear Wrench



Continuous rating Input	1,050W
Capacity	Bolt: M22, M24 (7/8, 1") Super high tensile bolt: M22
No Load Speed (RPM)	19
Max fastening torque	1,100 N-m (810 ft.lbs.)
Dimensions (L x W x H)	330 x 104 x 257 mm (13 x 4-1/8 x 10-1/8")
Net weight	7.5 kg (16.6 lbs.)
Power supply cord	2.5 m (8.2 ft)



- Screwdriver

Screwing/Drilling

Screwing/Drilling

6922NB

Shear Wrench

M16 (5/8") / M20 (3/4") / M22 (7/8") 804 N-m (593 ft.lbs.) Shear Wrench



Continuous rating Input	1,330W
Capacity	Bolt: M16, M20, M22 (5/8, 3/4, 7/8")
No Load Speed (RPM)	18
Max fastening torque	804 N-m (593 ft.lbs.)
Dimensions (L x W x H)	249 x 84 x 252 mm (9-13/16 x 3-5/16 x 9-15/16")
Net weight	4.9 kg (10.8 lbs.)
Power supply cord	2.5 m (8.2 ft)



-Screwdriver

DBM080

Diamond Core Drill

82 mm (3-1/8") 1,300 W Diamond Core Drill, Dry



Continuous rating Input	1,300W
Capacity	Concrete (w/ Diamond core bit): 82 mm (3-1/4")
Tool holder	(Spindle): M18
No Load Speed (RPM)	0 - 3,400
Net weight	3.4 kg (7.5 lbs.)



DBM130

Diamond Core Drill

132 mm (5-3/16") 1,700 W Diamond Core Drill, Dry



Continuous rating Input	1,700W
Capacity	Concrete (w/ Diamond core bit) Hi: 70 mm (2-3/4")
	Concrete (w/ Diamond core bit) Lo: 132 mm (5-3/16")
Tool holder	(Spindle): M18
No Load Speed (RPM)	High: 0 - 3,000 Low: 0 - 1,500
Net weight	5.5 kg (12.1 lbs.)



DBM230

Diamond Core Drill

230 mm (9") 2,500 W Diamond Core Drill



Continuous rating Input	2,500W
Capacity	Concrete (w/ Diamond core bit): 230 mm (9")
No Load Speed (RPM)	3rd: 1,700 2nd: 1,040 1st: 390
Net weight	37.5 kg (82.7 lbs.)



DBM131

Diamond Core Drill

132 mm (5-3/16") 1,700 W Diamond Core Drill, Wet & Dry



Continuous rating Input	1,700W
Capacity	Concrete (w/ Diamond core bit) Hi: 70 mm (2-3/4")
	Concrete (w/ Diamond core bit) Lo: 132 mm (5-3/16")
Tool holder	(Spindle): M18
No Load Speed (RPM)	High: 0 - 2,300 Low: 0 - 1,100
Net weight	6.3 kg (13.9 lbs.)



DG002G

Cordless Earth Auger

40V max

40Vmax XGT BL ADT Cordless Earth Auger



Capacity	Clay soil: 150 mm Sandy soil: 200 mm
No load speed (RPM)	High: 0 - 1,500 / Low: 0 - 400
Max torque	High: 55 N-m (487 in.lbs) Low: 136 N-m (1,210 in.lbs)
Dimensions (L x W x H)	w/ BL4040: 842 x 605 x 194 mm (33-1/4 x 23-3/4 x 7-5/8")
Net weight	6.8 - 8.0 kg (15.0 - 17.6 lbs.)



Hex wrench, Battery, Charger

DG001G

Cordless Earth Auger

40V max

40Vmax XGT BL ADT Cordless Earth Auger



Max drilling capacity	200 mm
Capacity	Clay soil: 150 mm / Sandy soil: 200 mm
Chuck capacity	2 - 13 mm (1/16 - 1/2")
No load speed (RPM)	High: 0 - 1,500 / Low: 0 - 400
Max torque	High: 55 N-m (487 in.lbs) Low: 136 N-m (1,210 in.lbs)
Dimensions (L x W x H)	w/ BL4020 / BL4025: 836 x 605 x 199 mm (33 x 23-3/4 x 7-7/8")
	w/ BL4040: 842 x 605 x 199 mm (33-1/4 x 23-3/4 x 7-7/8")
	w/ BL4050F: 863 x 605 x 199 mm (34 x 23-3/4 x 7-7/8")
Net weight	7.2 - 8.1 kg (15.9 - 17.9 lbs.)



Chuck key, Chuck key holder, Hex wrench, Adapter, Battery, Charger



Screwing/Drilling

DDG461

Cordless Earth Auger

18V x2

18V X2 (36V) LXT BL ADT Cordless Earth Auger

new



Capacity	Clay soil: 150 mm Sandy soil: 200 mm
No load speed (RPM)	High: 0 - 1,400 Low: 0 - 350
Dimensions (L x W x H)	840 x 607 x 223 mm (33 x 23-7/8 x 8-3/4")
Net weight	7.0 - 7.6 kg (15.4 - 17.3 lbs.)

LXT BL ADT XPT



Hex wrench, Battery, Charger

DDG460

Cordless Earth Auger

18V x2

18V X2 (36V) LXT BL ADT Cordless Earth Auger



Capacity	Clay soil: 150 mm Sandy soil: 200 mm
Chuck capacity	2 - 13 mm (5/64 - 1/2")
No load speed (RPM)	High: 0 - 1,400 Low: 0 - 350
Dimensions (L x W x H)	w/ BL1830B / BL1840B / BL1850B / BL1860B: 840 x 607 x 223 mm (33 x 23-7/8 x 8-3/4")
Net weight	7.3 - 8.2 kg (16.1 - 18.1 lbs.)

LXT BL ADT XPT



Chuck key, Hex wrench, Adapter, Battery, Charger

DFS452

Cordless Screwdriver

18V

18V LXT BL Brushless Cordless 0-4,000 RPM Push Drive Technology Screwdriver, LED Light, Silent Clutch



Capacity	Self-drilling screw: 6 mm (1/4") Drywall screw: 5 mm (3/16")
Driving shank (Hex)	6.35 mm (1/4")
No Load Speed (RPM)	0 - 4,000
Dimensions (L x W x H)	251 x 79 x 259 mm (10 x 3-1/8 x 11-1/4")
Net weight	1.5 - 1.8 kg (3.2 - 3.9 lbs.)

LXT BL XPT



Phillips bit, Magnetic bit holder, Belt clip, Battery, Charger

DFS451

Cordless Screwdriver

18V

18V LXT Li-Ion Cordless 0-4,000 RPM Screwdriver with LED Light, Silent Clutch



Capacity	Drywall screw: 4 mm (5/32")
Driving shank (Hex)	6.35 mm (1/4")
No Load Speed (RPM)	0 - 4,000
Dimensions (L x W x H)	281 x 80 x 241 mm (11-1/8 x 3-1/8 x 9-1/2")
Net weight	1.5 - 1.8 kg (3.2 - 4 lbs.)

LXT



Phillips bit, Magnetic bit holder, Belt clip, Battery, Charger

DFS250

Cordless Screwdriver

18V

18V LXT BL Brushless Cordless 0-2,500 RPM High Torque Push Drive Technology Screwdriver with LED Light, Silent Clutch



Capacity	Coarse Thread: 4.5 x 90 mm (3/16 x 3-1/2") Self-drilling screw: 6 mm (1/4") Drywall screw: 5 mm (3/16")
Driving shank (Hex)	6.35 mm (1/4")
No Load Speed (RPM)	0 - 2,500
Dimensions (L x W x H)	259 x 79 x 259 mm (10-1/4 x 3-1/8 x 10-1/4")
Net weight	1.5 - 1.9 kg (3.4 - 4.1 lbs.)

LXT BL



Phillips bit, Magnetic bit holder, Belt clip, Battery, Charger

DFS251

Cordless Screwdriver

18V

18V LXT BL Brushless Cordless 0-2,500 RPM High Torque Push Drive Technology Screwdriver with LED Light



Capacity	Self-drilling screw: 6 mm (1/4") Drywall screw: 5 mm (3/16") Hex socket screw: 6 mm (1/4")
Driving shank (Hex)	6.35 mm (1/4")
No Load Speed (RPM)	0 - 2,500
Dimensions (L x W x H)	237 x 79 x 259 mm (9-3/8 x 3-1/8 x 11-1/4")
Net weight	1.5 - 1.8 kg (3.2 - 3.9 lbs.)

LXT BL



Magnetic socket bit, Battery, Charger

FS2700

Screwdriver

570 W 0-2,500 RPM 6 Stage Adjustable Torque Screwdriver with LED Light



Continuous rating Input	570W
Capacity	Self-drilling screw: 6 mm (1/4") Machine screw: 8 mm (5/16") Wood screw: 6.2 mm (1/4")
Driving shank (Hex)	6.35 mm (1/4")
No Load Speed (RPM)	0 - 2,500
Dimensions (L x W x H)	301 x 70 x 207 mm (11-7/8 x 2-3/4 x 8-1/8")
Net weight	1.8 kg (4 lbs.)
Power supply cord	2.5 m (8.2 ft)



FS2701

Screwdriver

570 W 0-2,500 RPM 6 Stage Adjustable Torque Screwdriver with LED Light



Continuous rating Input	570W
Capacity	Self-drilling screw: 6 mm (1/4") Machine screw: 8 mm (5/16") Wood screw: 6.2 mm (1/4")
Driving shank (Hex)	6.35 mm (1/4")
No Load Speed (RPM)	0 - 2,500
Dimensions (L x W x H)	283 x 70 x 207 mm (11-1/8 x 2-3/4 x 8-1/8")
Net weight	1.7 kg (3.8 lbs.)
Power supply cord	2.5 m (8.2 ft)



Screwing/Drilling

Screwing/Drilling

FS2500

Screwdriver

570 W 0-2,500 RPM Screwdriver with LED Light



Continuous rating Input	570W
Capacity	Drywall screw: 5 mm (3/16") Self-drilling screw: 6 mm (1/4")
Driving shank (Hex)	6.35 mm (1/4")
No Load Speed (RPM)	0 - 2,500
Dimensions (L x W x H)	280 x 70 x 207 mm (11 x 2-3/4 x 8-1/8")
Net weight	1.5 kg (3.4 lbs.)
Power supply cord	2.5 m (8.2 ft)



Magnetic socket bit

DFR750

Cordless Auto Feed Screwdriver

18V

18V LXT Li-Ion Cordless 4,000 RPM 75 mm (2-15/16") Auto Feed Screwdriver with Silent Clutch



Screw strip	4 x 45 - 75 mm (5/32 x 1-3/4 - 2-15/16")
Driving shank (Hex)	6.35 mm (1/4")
No Load Speed (RPM)	4,000
Dimensions (L x W x H)	464 x 80 x 238 mm (18-1/4 x 3-1/8 x 9-3/8")
Net weight	2.1 - 3.2 kg (4.6 - 7 lbs.)



Phillips bit x3, Battery, Charger

DFR551

Cordless Auto Feed Screwdriver

18V

18V LXT BL Cordless 0-6,000 RPM 55 mm (2-3/16") Auto Feed Screwdriver with Silent Clutch



Screw strip	3.5 - 4.2 x 25 - 55 mm (1/8 - 5/32 x 1 - 2-3/16")
Driving shank (Hex)	6.35 mm (1/4")
No Load Speed (RPM)	0 - 6,000
Dimensions (L x W x H)	w/ BL1815N / BL1820B: 396 x 88 x 194 mm (15-5/8 x 3-1/2 x 7-5/8") w/ BL1830B / BL1840B / BL1850B / BL1860B: 396 x 88 x 211 mm (15-5/8 x 3-1/2 x 8-5/16")
Net weight	1.9 - 2.2 kg (4.2 - 4.9 lbs.)



Phillips bit x3, Belt clip, Battery, Charger

DFR550

Cordless Auto Feed Screwdriver

18V

18V LXT Li-Ion Cordless 4,000 RPM 55 mm (2-3/16") Auto Feed Screwdriver with Silent Clutch



Screw strip	4 x 25 - 55 mm (5/32 x 1 - 2-3/16")
Driving shank (Hex)	6.35 mm (1/4")
No Load Speed (RPM)	4,000
Dimensions (L x W x H)	424 x 80 x 238 mm (16-3/4 x 3-1/8 x 9-3/8")
Net weight	2.1 - 3.1 kg (4.6 - 6.9 lbs.)



Phillips bit x3, Battery, Charger

DFR452

Cordless Auto Feed Screwdriver

18V

18V LXT BL Cordless 0-6,000 RPM 41 mm (1-5/8") Auto Feed Screwdriver with Silent Clutch



Screw strip	3.5 - 4.2 x 20 - 41 mm (1/8 - 5/32 x 13/16 - 1-5/8")
Driving shank (Hex)	6.35 mm (1/4")
No Load Speed (RPM)	0 - 6,000
Dimensions (L x W x H)	w/ BL1815N / BL1820B: 360 x 88 x 194 mm (14-1/8 x 3-1/2 x 7-5/8") w/ BL1830B / BL1840B / BL1850B / BL1860B: 360 x 88 x 211 mm (14-1/8 x 3-1/2 x 8-5/16")
Net weight	1.9 - 2.2 kg (4.2 - 4.9 lbs.)



Phillips bit x3, Belt clip, Battery, Charger

6843

Auto Feed Screwdriver

470 W 6,000 RPM 55 mm (2-3/16") Auto Feed Screwdriver



Continuous rating Input	470W
Screw strip	4 x 25 - 55 mm (5/32 x 1 - 2-3/16")
Driving shank (Hex)	6.35 mm (1/4")
No Load Speed (RPM)	6,000
Dimensions (L x W x H)	400 x 75 x 243 mm (15-3/4 x 2-15/16 x 9-9/16")
Net weight	2 - 2.7 kg (4.4 - 6 lbs.)
Power supply cord	2.5 m (8.2 ft)



Phillips bit x3, Belt clip

6842

Auto Feed Screwdriver

470 W 4,700 RPM 55 mm (2-3/16") Auto Feed Screwdriver



Continuous rating Input	470W
Screw strip	4 x 25 - 55 mm (5/32 x 1 - 2-3/16")
Driving shank (Hex)	6.35 mm (1/4")
No Load Speed (RPM)	4,700
Dimensions (L x W x H)	400 x 75 x 243 mm (15-3/4 x 2-15/16 x 9-9/16")
Net weight	2 - 2.7 kg (4.4 - 6 lbs.)
Power supply cord	2.5 m (8.2 ft)



Phillips bit x3, Belt clip

FS4300

Drywall Screwdriver

570 W 0-4,000 RPM Drywall Screwdriver with LED Light, Silent Clutch



Continuous rating Input	570W
Capacity	Drywall screw: 5 mm (3/16") Self-drilling screw: 6 mm (1/4")
Driving shank (Hex)	6.35 mm (1/4")
No Load Speed (RPM)	0 - 4,000
Dimensions (L x W x H)	279 x 65 x 207 mm (11 x 2-9/16 x 8-1/8")
Net weight	1.4 kg (3.1 lbs.)
Power supply cord	2.5 m (8.2 ft)



Phillips insert bit, Magnetic bit holder

FS4200

Drywall Screwdriver

570 W 0-4,000 RPM Drywall Screwdriver with LED Light



Continuous rating Input	570W
Capacity	Drywall screw: 5 mm (3/16") Self-drilling screw: 6 mm (1/4")
Driving shank (Hex)	6.35 mm (1/4")
No Load Speed (RPM)	0 - 4,000
Dimensions (L x W x H)	269 x 65 x 207 mm (10-5/8 x 2-9/16 x 8-1/8")
Net weight	1.4 kg (3 lbs.)
Power supply cord	2.5 m (8.2 ft)



Phillips insert bit, Magnetic bit holder

FS4000

Drywall Screwdriver

570 W 0-4,000 RPM Drywall Screwdriver



Continuous rating Input	570W
Capacity	Drywall screw: 5 mm (3/16") Self-drilling screw: 6 mm (1/4")
Driving shank (Hex)	6.35 mm (1/4")
No Load Speed (RPM)	0 - 4,000
Dimensions (L x W x H)	269 x 65 x 207 mm (10-5/8 x 2-9/16 x 8-1/8")
Net weight	1.3 kg (2.9 lbs.)
Power supply cord	2.5 m (8.2 ft)



Phillips insert bit, Magnetic bit holder

FS2300

Drywall Screwdriver

570 W 0-2,500 RPM Drywall Screwdriver with LED Light, Silent Clutch



Continuous rating Input	570W
Capacity	Drywall screw: 5 mm (3/16") Self-drilling screw: 6 mm (1/4")
Driving shank (Hex)	6.35 mm (1/4")
No Load Speed (RPM)	0 - 2,500
Dimensions (L x W x H)	290 x 70 x 207 mm (11-3/8 x 2-3/4 x 8-1/8")
Net weight	1.6 kg (3.5 lbs.)
Power supply cord	2.5 m (8.2 ft)



Phillips insert bit, Magnetic bit holder

FS2200

Drywall Screwdriver

570 W 0-2,500 RPM Drywall Screwdriver with LED Light



Continuous rating Input	570W
Capacity	Drywall screw: 5 mm (3/16") Self-drilling screw: 6 mm (1/4")
Driving shank (Hex)	6.35 mm (1/4")
No Load Speed (RPM)	0 - 2,500
Dimensions (L x W x H)	287 x 70 x 207 mm (11-1/4 x 2-3/4 x 8-1/8")
Net weight	1.6 kg (3.5 lbs.)
Power supply cord	2.5 m (8.2 ft)



Phillips insert bit, Magnetic bit holder

FS6300R

Drywall Screwdriver

570 W 0-6,000 RPM Drywall Screwdriver with LED Light, Silent Clutch, 15 m (50') Detachable Cord



Continuous rating Input	570W
Capacity	Drywall screw: 4 mm (5/32")
Driving shank (Hex)	6.35 mm (1/4")
No Load Speed (RPM)	0 - 6,000
Dimensions (L x W x H)	279 x 65 x 207 mm (11 x 2-9/16 x 8-1/8")
Net weight	1.4 kg (3.1 lbs.)
Power supply cord	4.0 m (13.1 ft)



Phillips insert bit, Magnetic bit holder

FS6300

Drywall Screwdriver

570 W 0-6,000 RPM Drywall Screwdriver with LED Light, Silent Clutch



Continuous rating Input	570W
Capacity	Drywall screw: 4 mm (5/32")
Driving shank (Hex)	6.35 mm (1/4")
No Load Speed (RPM)	0 - 6,000
Dimensions (L x W x H)	279 x 65 x 207 mm (11 x 2-9/16 x 8-1/8")
Net weight	1.4 kg (3.1 lbs.)
Power supply cord	2.5 m (8.2 ft)



Phillips insert bit, Magnetic bit holder

FS6200

Drywall Screwdriver

570 W 0-6,000 RPM Drywall Screwdriver with LED Light



Continuous rating Input	570W
Capacity	Drywall screw: 4 mm (5/32")
Driving shank (Hex)	6.35 mm (1/4")
No Load Speed (RPM)	0 - 6,000
Dimensions (L x W x H)	269 x 65 x 207 mm (10-5/8 x 2-9/16 x 8-1/8")
Net weight	1.4 kg (3 lbs.)
Power supply cord	2.5 m (8.2 ft)



Phillips insert bit, Magnetic bit holder



Comparison List

Model No.	No load speed (rpm)	Mechanical 3-Speed / 2-Speed	Torque Setting	Max. fastening torque Hard / Soft (N·m)	Overall length (mm)	Net weight (kg)	BL motor
Cordless Driver Drill							
DF001G	0-2,600 / 650	2-Speed	21 / 41	140 / 68	181	2.7 - 3.0 kg (5.9 - 6.6 lbs.)	●
DF002G	0-2,200 / 600	2-Speed	21	64 / 30	164	1.9 - 2.5 kg (4.2 - 5.5 lbs.)	●
DDF486	0-2,100 / 550	2-Speed	21	130 / 65	178	2.3 - 2.6 kg (5.1 - 5.7 lbs.)	●
DDF489	0 - 1,800 / 550	2-Speed	21	70 / 36	174	1.8 - 2.4 kg (4.0 - 5.3 lbs.)	●
DDF484	0-2,000 / 500	2-Speed	21	54 / 30	172	1.5 - 1.8 kg (3.3 - 4.0 lbs.)	●
DDF485	0-1,900 / 500	2-Speed	21	50 / 27	169	1.4 - 1.7 kg (3.1 - 3.8 lbs.)	●
DDF487	0-1,700 / 500	2-Speed	20	40 / 25	150	1.3 - 1.6 kg (2.9 - 3.5 lbs.)	●
DDF458	0-2,000 / 400	2-Speed	21	91 / 58	225	2.1 - 2.5 kg (4.7 - 5.4 lbs.)	-
DDF451	0-1,700 / 600 / 300	3-Speed	16	80 / 40	238	2.3 - 2.6 kg (5.0 - 5.7 lbs.)	-
DDF482	0-1,900 / 600	2-Speed	21	62 / 36	185	1.5 - 1.8 kg (3.2 - 4.0 lbs.)	-
DDF453	0-1,300 / 400	2-Speed	16	42 / 27	222	1.7 - 2.0 kg (3.7 - 4.4 lbs.)	-
DDF083	0-1,700 / 500	2-Speed	20	40 / 23	124	1.1 - 1.4 kg (2.4 - 3.0 lbs.)	●
DF332D	0-1,500 / 450	2-Speed	20	35 / 21	154	1 - 1.2 kg (2.3 - 2.6 lbs.)	●
DF032D	0-1,500 / 450	2-Speed	20	35 / 21	124	0.88 - 1 kg (1.9 - 2.3 lbs.)	●
DF333D	0-1,700 / 450	2-Speed	20	30 / 14	179	1.1 - 1.2 kg (2.4 - 2.7 lbs.)	-
DF033D	0-1,700 / 450	2-Speed	20	30 / 14	149	0.9 - 1.1 kg (2.1 - 2.4 lbs.)	-
DF030D	0-1,300 / 350	2-Speed	18	24 / 14	157	0.89 kg (2 lbs.)	-
DF330D	0-1,300 / 350	2-Speed	18	24 / 14	189	1 kg (2.2 lbs.)	-
DF012D	650 / 200	2-Speed	21	5.6 / 3.6	218	0.53 kg (1.2 lbs.)	-
DF001D	220	-	-	4.0 / 3.0	287	0.36 kg (0.79 lbs.)	-
DF488D	0-1,400 / 400	2-Speed	16	42 / 24	221	1.7 kg (3.7 lbs.)	-
DF347D	0-1,400 / 400	2-Speed	16	30 / 15	198	1.4 kg (3.2 lbs.)	-
Cordless Hammer Driver Drill							
HP001G	0-2,600 / 650	2-Speed	21 / 41	140 / 68	182	2.7 - 3.0 kg (6.0 - 6.6 lbs.)	●
HP002G	0-2,200 / 600	2-Speed	21	64 / 30	174	2.0 - 2.6 kg (4.4 - 5.7 lbs.)	●
DHP486	0-2,100 / 550	2-Speed	21	130 / 65	178	2.3 - 2.7 kg (5.1 - 6.0 lbs.)	●
DHP489	0 - 1,800 / 550	2-Speed	21	70 / 36	175	1.9 - 2.5 kg (4.2 - 5.5 lbs.)	●
DHP484	0-2,000 / 500	2-Speed	21	54 / 30	182	1.6 - 1.9 kg (3.5 - 4.2 lbs.)	●
DHP485	0-1,900 / 500	2-Speed	21	50 / 27	182	1.5 - 1.8 kg (3.2 - 3.9 lbs.)	●
DHP487	0-1,700 / 500	2-Speed	20	40 / 25	164	1.4 - 1.7 kg (3.1 - 3.7 lbs.)	●
DHP458	0-2,000 / 400	2-Speed	21	91 / 58	225	2.2 - 2.6 kg (4.9 - 5.7 lbs.)	-
DHP451	0-1,700 / 600 / 300	3-Speed	16	80 / 40	250	2.5 - 2.9 kg (5.6 - 6.3 lbs.)	-
DHP482	0-1,900 / 600	2-Speed	21	62 / 36	198	1.5 - 1.8 kg (3.4 - 4.1 lbs.)	-
DHP453	0-1,300 / 400	2-Speed	16	42 / 27	240	1.7 - 2.0 kg (3.6 - 4.4 lbs.)	-
HP333D	0-1,700 / 450	2-Speed	20	30 / 14	193	1.1 - 1.3 kg (2.4 - 2.9 lbs.)	-
HP332D	0-1,500 / 450	2-Speed	20	35 / 21	168	1.1 - 1.3 kg (2.4 - 2.8 lbs.)	●
HP330D	0-1,500 / 400	2-Speed	18	24 / 12	201	1.1 kg (2.3 lbs.)	-
HP488D	0-1,400 / 400	2-Speed	16	42 / 24	239	1.8 kg (4.0 lbs.)	-
HP347D	0-1,400 / 400	2-Speed	16	30 / 15	216	1.4 kg (3.1 lbs.)	-

Comparison List

Model No.	No load speed (rpm)	Electronic Speed	Max. fastening torque (N-m)	Overall length (mm)	Net weight (kg)	BL motor
-----------	---------------------	------------------	-----------------------------	---------------------	-----------------	----------

Cordless Impact Driver

TD002G	0 - 3,700 / 3,200 / 2,100 / 1,100	4-Speed	220	119	1.7 - 2.9 kg (3.7 - 6.4 lbs.)	●
TD001G	0 - 3,700 / 3,200 / 2,100 / 1,100	4-Speed	220	120	1.7 - 2.0 kg (3.7 - 4.4 lbs.)	●
TD003G	0 - 3,700 / 3,200 / 2,100 / 1,100	4-Speed	210	121	1.7 - 2.9 kg (3.7 - 6.4 lbs.)	●
DTD172	0 - 3,600 / 3,200 / 2,100 / 1,100	4-Speed	180	114	1.2 - 1.5 kg (2.6 - 3.3 lbs.)	●
DTD154	0 - 3,600 / 2,100 / 1,100	3-Speed	175	117	1.3 - 1.6 kg (2.7 - 3.4 lbs)	●
DTD153	0 - 3,400	-	170	126	1.3 - 1.6 kg (2.8 - 3.5 lbs)	●
DTD152	0 - 2,900	-	165	137	1.3 - 1.6 kg (2.8 - 3.5 lbs)	-
DTD156	0 - 2,500	-	155	143	1.3 - 1.6 kg (2.9 - 3.6 lbs.)	-
DTD157	0 - 3,000 / 1,300	2-Speed	140	133	1.2 - 1.5 kg (2.6 - 3.3 lbs)	●
TD111D	0 - 3,000 / 1,300	2-Speed	135	135	0.97 - 1.1 kg (2.1 - 2.5 lbs.)	●
TD110D	0 - 2,600	-	110	153	1 - 1.2 kg (2.3 - 2.6 lbs.)	-
TD090D	0 - 2,400	-	90	155	0.92 kg (2 lbs.)	-
TD022D	0 - 2,450	-	25	227	0.55 - 0.56 kg (1.2 lbs.)	-
TD127D	0 - 2,300	-	140	173	1.5 kg (3.2 lbs.)	-
TD126D	0 - 2,400	-	135	173	1.4 kg (3.1 lbs.)	-

Cordless 4 Mode Impact Driver (Impact-driver mode)

DTP141	0 - 2,700 / 2,200 / 1,300	3-Speed	150	171	1.5 - 1.9 kg (3.4 - 4.1 lbs)	●
--------	---------------------------	---------	-----	-----	------------------------------	---

Cordless Oil-Pulse Driver

DTS141	0 - 3,200 / 2,000 / 1,200	3-Speed	40	136	1.3 - 1.6 kg (2.8 - 3.5 lbs)	●
--------	---------------------------	---------	----	-----	------------------------------	---

Model No.	Square drive	Max Fastening Torque (N-m)	No load speed (rpm)	Overall length (mm)	Net weight (kg)	BL motor
-----------	--------------	----------------------------	---------------------	---------------------	-----------------	----------

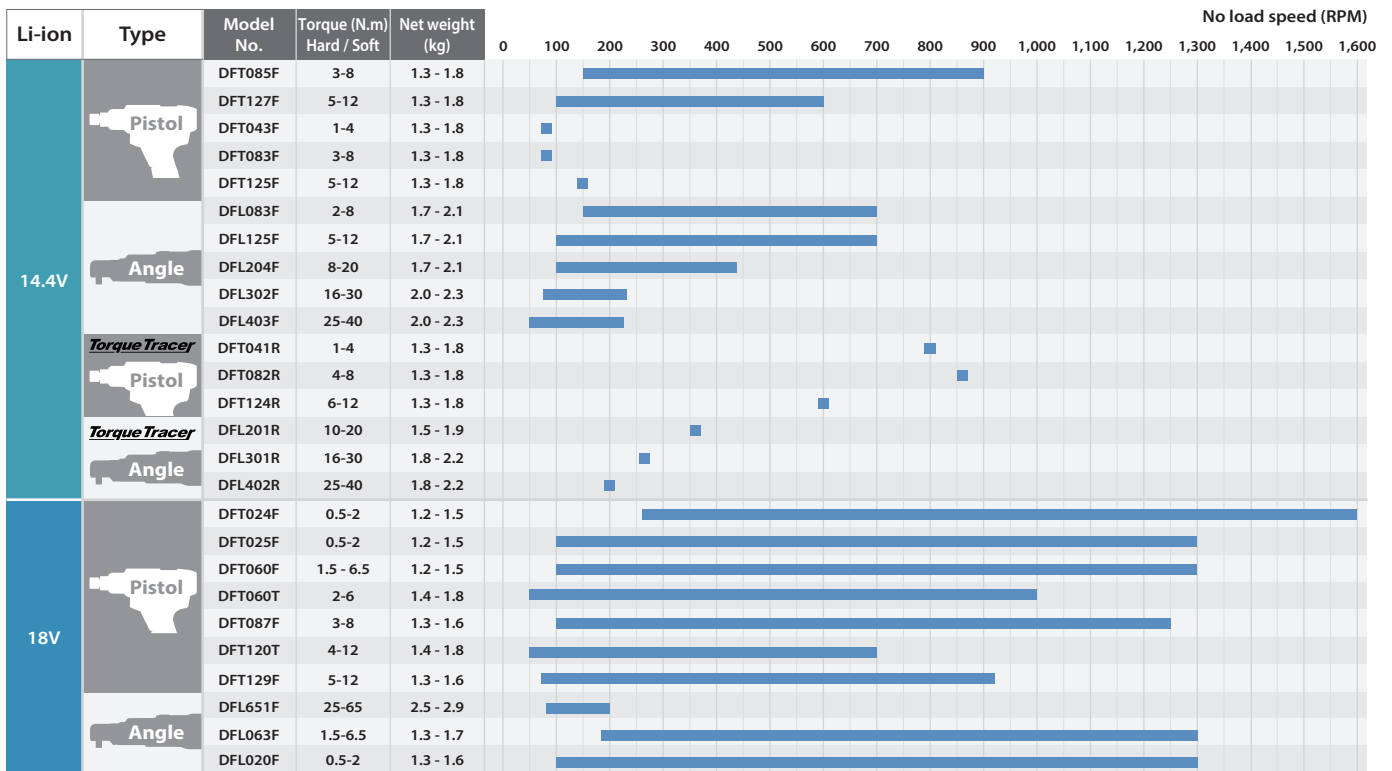
Cordless Impact Wrench

TW001G	3/4" (19 mm)	1,800	0 - 1,800 / 1,400 / 1,150 / 950	217	3.9 - 4.2 kg (8.6 - 9.3 lbs.)	●
TW007G	1/2" (12.7mm)	760	0 - 2,300 / 1,900 / 1,200 / 600	170	2.7 - 3.3 kg (6.0 - 7.3 lbs.)	●
TW008G	1/2" (12.7mm)	760	0 - 2,300 / 1,900 / 1,200 / 600	170	2.7 - 3.3 kg (6.0 - 7.3 lbs.)	●
TW004G	1/2" (12.7mm)	350	0 - 3,200 / 2,600 / 1,800 / 1,000	144	1.9 - 2.2 kg (4.2 - 4.9 lbs.)	●
TW005G	1/2" (12.7mm)	350	0 - 3,200 / 2,600 / 1,800 / 1,000	144	1.9 - 2.2 kg (4.2 - 4.9 lbs.)	●
DTW1001	3/4" (19mm)	1,050	0-1,800 / 1,000 / 900	229	3.4 - 3.7 kg (7.5 - 8.2 lbs)	●
DTW1002	1/2" (12.7mm)	1,000	0-1,800 / 1,000 / 900	229	3.3 - 3.6 kg (7.3 - 8.0 lbs)	●
DTW800	7/16" (11.2mm) Hex.	800	0-1,800 / 1,000 / 900	229	3.4 - 3.7 kg (8.2 - 7.5 lbs)	●
DTW700	1/2" (12.7mm)	700	0 - 2,200 / 1,900 / 1,200 / 500	170	2.3 - 2.7 kg (5.1 - 6.0 lbs)	●
DTW701	1/2" (12.7mm)	700	0 - 2,200 / 1,900 / 1,200 / 500	170	2.3 - 2.7 kg (5.1 - 6.0 lbs)	●
DTW450	1/2" (12.7mm)	440	1,600	266	3.1 - 3.4 kg (7.6 - 6.9 lbs)	-
DTW300	1/2" (12.7mm)	330	0 - 3,200 / 2,600 / 1,800 / 1,000	144	1.5 - 1.8 kg (3.4 - 4.1 lbs.)	●
DTW301	1/2" (12.7mm)	330	0 - 3,200 / 2,600 / 1,800 / 1,000	144	1.5 - 1.8 kg (3.4 - 4.1 lbs.)	●
DTW302	3/8" (9.5 mm)	300	0 - 3,200 / 2,600 / 1,800 / 1,000	138	1.4 - 1.8 kg (3.1 - 4.0 lbs.)	●
DTW251	1/2" (12.7mm)	230	0-2,100	165	1.5 - 1.8 kg (3.2 - 3.9 lbs)	-
DTW253	3/8" (9.5mm)	210	0-2,100	155	1.3 - 1.6 kg (2.8 - 3.6 lbs)	-
DTW181	1/2" (12.7mm)	210	0-2,400 / 1,300	151	1.2 - 1.5 kg (2.7 - 3.4 lbs.)	●
DTW190	1/2" (12.7mm)	190	0-2,300	176	1.4 - 1.8 kg (3.2 - 3.9 lbs)	-
DTW180	3/8" (9.5mm)	180	0-2,400 / 1,300	144	1.2 - 1.5 kg (2.7 - 3.4 lbs.)	●
TW161D	1/2" (12.7 mm)	165	0-2,400 / 1,300	150	1.1 - 1.2 kg (2.4 - 2.7 lbs.)	●
TW160D	3/8" (9.5 mm)	160	0-2,400 / 1,300	144	1.0 - 1.2 kg (2.2 - 2.6 lbs.)	●
TW141D	1/2" (12.7 mm)	145	0-2,600	168	1.1 - 1.2 kg (2.4 - 2.7 lbs.)	-
TW140D	3/8" (9.5 mm)	140	0-2,600	161	1.0 - 1.2 kg (2.3 - 2.7 lbs.)	-
TW060D	6.35 mm (1/4")	60	0-2,600	161	1.0 - 1.2 kg (2.2 - 2.6 lbs.)	-
TW100D	3/8" (9.5 mm)	110	0-2,300	163	0.95 kg (2.1 lbs.)	-
TW202D	12.7 mm (1/2")	200	0 - 2,300	176	1.5 kg (3.3 lbs.)	-

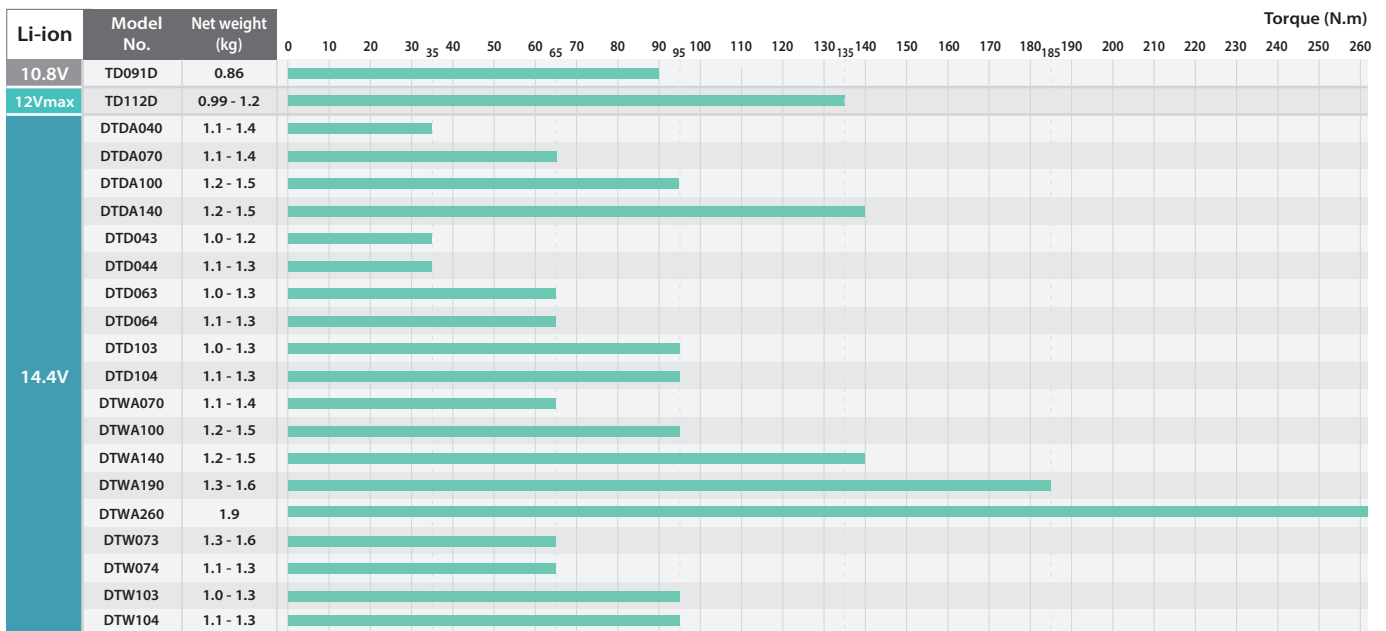


Cordless Tools for Industry

Screwdriver, Angle Screwdriver



Impact Driver, Impact Wrench




Cordless Tools for Industry

Cordless Angle Screwdriver

18V LXT BL Brushless Cordless Angle Screwdriver

18V



DFL020F / DFL063F

DFL651F

LXT BL



	DFL020F	DFL063F	DFL651F
Driving Shank (Square)	9.5 mm (3/8")	9.5 mm (3/8")	9.5 / 12.7 mm (3/8 / 1/2")
No Load Speed (RPM)	100 - 1,300	180 - 1,300	80 - 200
Fastening Torque	Hard / Soft: 0.5 - 2 / 0.5 - 2 N·m (4 - 18 / 4 - 18 in.lbs.)	Hard / Soft: 1.5 - 6.5 / 1.5 - 6.5 N·m (13 - 58 / 13 - 58 in.lbs.)	Hard / Soft: 25 - 65 / 25 - 65 N·m (220 - 580 / 220 - 580 in.lbs.)
Dimensions (L x W x H)	w/ BL1830B / BL1840B / BL1850B / BL1860B: 397 x 74 x 116 mm (15-5/8 x 2-5/16 x 4-9/16")	w/ BL1830B / BL1840B / BL1850B / BL1860B: 397 x 74 x 116 mm (15-5/8 x 2-5/16 x 4-9/16")	w/ BL1830B / BL1840B / BL1850B / BL1860B: 600 x 75 x 116 mm (23-5/8 x 2-15/16 x 4-9/16")
Net weight	1.3 - 1.6 kg (2.9 - 3.5 lbs.)	1.3 - 1.7 kg (2.9 - 3.8 lbs.)	2.5 - 2.9 kg (5.5 - 6.5 lbs.)

Torque adjust tool (country-specific), USB cable (country-specific), Protector (country-specific)

Cordless Impact Driver

14.4V LXT BL Brushless Cordless Impact Driver

14.4V



LXT BL



	DTDA040	DTDA070	DTDA100	DTDA140
Capacity	Standard Bolt: M5 - M10 (3/16 - 3/8") High Strength Bolt: M5 - M8 (3/16 - 5/16")	Standard Bolt: M5 - M12 (3/16 - 1/2") High Strength Bolt: M5 - M10 (3/16 - 3/8")	Standard Bolt: M5 - M12 (3/16 - 1/2") High Strength Bolt: M5 - M10 (3/16 - 3/8")	Standard Bolt: M6 - M16 (1/4 - 5/8") High Strength Bolt: M6 - M12 (1/4 - 1/2")
No Load Speed (RPM)	0 - 2,400	0 - 2,500	0 - 2,700	0 - 2,700
Impacts Per Minute (IPM)	0 - 3,700	0 - 3,700	0 - 3,300	0 - 3,300
Max Fastening Torque	35 N·m (310 in.lbs.)	65 N·m (575 in.lbs.)	95 N·m (840 in.lbs.)	140 N·m (1,240 in.lbs.)
Dimensions (L x W x H)	w/ BL1430(B) / BL1440 / BL1450 / BL1460B: 139 x 74 x 256 mm (5-1/2 x 2-15/16 x 10-1/8")	w/ BL1430(B) / BL1440 / BL1450 / BL1460B: 139 x 74 x 256 mm (5-1/2 x 2-15/16 x 10-1/8")	w/ BL1430(B) / BL1440 / BL1450 / BL1460B: 146 x 74 x 256 mm (5-3/4 x 2-15/16 x 10-1/8")	w/ BL1430(B) / BL1440 / BL1450 / BL1460B: 146 x 74 x 256 mm (5-3/4 x 2-15/16 x 10-1/8")
Net weight	1.1 - 1.4 kg (2.4 - 3.1 lbs.)	1.1 - 1.4 kg (2.4 - 3.1 lbs.)	1.2 - 1.5 kg (2.7 - 3.3 lbs.)	1.2 - 1.5 kg (2.7 - 3.3 lbs.)

Cordless Screwdriver

14.4V LXT BL Brushless Cordless Screwdriver, Torque Tracer

14.4V



LXT TorqueTracer BL



	DFT041R	DFT082R	DFT124R
Driving shank (Hex)	6.35 mm (1/4")	6.35 mm (1/4")	6.35 mm (1/4")
No Load Speed (RPM)	800	860	600
Fastening torque	Hard / Soft: 1 - 4 / 1 - 4 N·m (8.9 - 35 / 8.9 - 35 in.lbs.)	Hard / Soft: 4 - 8 / 4 - 8 N·m (35 - 71 / 35 - 71 in.lbs.)	Hard / Soft: 6 - 12 / 6 - 12 N·m (53 - 106 / 53 - 106 in.lbs.)
Dimensions (L x W x H)	191 x 72 x 266 mm (7-1/2 x 2-13/16 x 10-1/2")	191 x 72 x 266 mm (7-1/2 x 2-13/16 x 10-1/2")	191 x 72 x 266 mm (7-1/2 x 2-13/16 x 10-1/2")
Net weight	1.3 - 1.8 kg (2.9 - 4 lbs.)	1.3 - 1.8 kg (2.9 - 4 lbs.)	1.3 - 1.8 kg (2.9 - 4 lbs.)

Cordless Angle Screwdriver

14.4V LXT BL Brushless Cordless Angle Screwdriver, Torque Tracer

14.4V



LXT TorqueTracer BL



	DFL201R	DFL301R	DFL402R
Driving shank (Square)	9.5 mm (3/8")	9.5 mm (3/8")	9.5 mm (3/8")
No Load Speed (RPM)	360	260	200
Fastening torque	Hard / Soft: 10 - 20 / 10 - 20 N·m (88.5 - 177 / 88.5 - 177 in.lbs.)	Hard / Soft: 16 - 30 / 16 - 30 N·m (142 - 266 / 142 - 266 in.lbs.)	Hard / Soft: 25 - 40 / 25 - 40 N·m (221 - 354 / 221 - 354 in.lbs.)
Dimensions (L x W x H)	429 x 72 x 98 mm (16-7/8 x 2-13/16 x 3-7/8")	477 x 72 x 98 mm (18-3/4 x 2-13/16 x 3-7/8")	477 x 72 x 98 mm (18-3/4 x 2-13/16 x 3-7/8")
Net weight	1.5 - 1.9 kg (3.3 - 4.1 lbs.)	1.8 - 2.2 kg (4 - 4.8 lbs.)	1.8 - 2.2 kg (4 - 4.8 lbs.)

Cordless Impact Driver

Li-Ion Cordless Impact Driver

14.4V 9.6V



LXT



▲ DTD104 / DTD064 / DTD044

	448 mAh DTD104 14.4V	448 mAh DTD064 14.4V	9.6V BTD040	14.4V DTD044
Capacity	Machine Screw: M4 - M8 (5/32 - 5/16") Standard Bolt: M5 - M12 (3/16 - 1/2") High Strength Bolt: M5 - M10 (3/16 - 3/8")	Machine Screw: M4 - M8 (5/32 - 5/16") Standard Bolt: M5 - M10 (3/16 - 3/8") High Strength Bolt: M5 - M6 (3/16 - 1/4")	Machine Screw: M4 - M8 (5/32 - 5/16") Standard Bolt: M5 - M10 (3/16 - 3/8") High Strength Bolt: M5 - M8 (3/16 - 5/16")	Machine Screw: M4 - M8 (5/32 - 5/16") Standard Bolt: M5 - M10 (3/16 - 3/8") High Strength Bolt: M5 - M6 (3/16 - 1/4")
No Load Speed (RPM)	0 - 2,700	0 - 2,500	0 - 2,500	0 - 2,300
Impacts Per Minute (IPM)	0 - 3,500	0 - 3,500	0 - 3,500	0 - 3,500
Max Fastening Torque	95 N·m (841 in.lbs.)	65 N·m (575 in.lbs.)	40 N·m (354 in.lbs.)	35 N·m (310 in.lbs.)
Dimensions (L x W x H)	144 x 74 x 216 mm (5-5/8 x 2-15/16 x 8-1/2")	144 x 74 x 216 mm (5-5/8 x 2-15/16 x 8-1/2")	164 mm (6-7/16")	144 x 74 x 216 mm (5-5/8 x 2-15/16 x 8-1/2")
Net weight	1.1 - 1.3 kg (2.3 - 2.9 lbs.)	1.1 - 1.3 kg (2.3 - 2.9 lbs.)	1.1 - 1.3 kg (2.4 - 2.8 lbs.)	1.1 - 1.3 kg (2.3 - 2.9 lbs.)

Cordless Impact Driver

14.4V LXT Li-Ion Cordless Impact Driver

14.4V



LXT



	448 mAh DTD103	448 mAh DTD063	448 mAh DTD043
Capacity	Machine screw: M4 - M8 (5/32 - 5/16") Standard bolt: M5 - M12 (3/16 - 1/2") High strength bolt: M5 - M10 (3/16 - 3/8")	Machine screw: M4 - M8 (5/32 - 5/16") Standard bolt: M5 - M12 (3/16 - 1/2") High strength bolt: M5 - M10 (3/16 - 3/8")	Machine screw: M4 - M8 (5/32 - 5/16") Standard bolt: M5 - M10 (3/16 - 3/8") High strength bolt: M5 - M6 (3/16 - 1/4")
No Load Speed (RPM)	0 - 2,700	0 - 2,500	0 - 2,300
Impacts per minute (IPM)	0 - 3,500	0 - 3,500	0 - 3,500
Max fastening torque	95 N·m (841 in.lbs.)	65 N·m (575 in.lbs.)	35 N·m (310 in.lbs.)
Dimensions (L x W x H)	144 x 74 x 216 mm (5-5/8 x 2-15/16 x 8-1/2")	144 x 74 x 216 mm (5-5/8 x 2-15/16 x 8-1/2")	144 x 74 x 216 mm (5-5/8 x 2-15/16 x 8-1/2")
Net weight	1 - 1.3 kg (2.3 - 2.8 lbs.)	1 - 1.3 kg (2.3 - 2.8 lbs.)	1 - 1.2 kg (2.2 - 2.7 lbs.)

Cordless Impact Driver

Cordless Impact Driver

12V max 10.8V



	TD112D 12V max	TD091D 10.8V
Capacity	Standard Bolt: M5 - M14 (3/16 - 9/16") High Strength Bolt: M5 - M12 (3/16 - 1/2")	Machine Screw: M4 - M8 (5/32 - 5/16") Standard Bolt: M5 - M12 (3/16 - 1/2") High Strength Bolt: M5 - M10 (3/16 - 3/8") Coarse thread (in length): 22 - 90 mm (7/8 - 3-1/2")
Hex Shank	6.35 mm (1/4")	-
No Load Speed (RPM)	Hard / Soft: 0 - 3,000 / 0 - 2,000	0 - 2,400
Impacts Per Minute (IPM)	Hard / Soft: 0 - 3,900 / 0 - 3,300	0 - 3,000
Max Fastening Torque	Hard: 135 N-m (1,200 in.lbs.) / Soft: 80 N-m (700 in.lbs.)	90 N-m (800 in.lbs.)
Dimensions (L x W x H)	w/ BL1016/BL1021B: 145 x 64 x 221 mm (5-3/4 x 2-1/2 x 8-3/4")	134 x 54 x 200 mm (5-1/4 x 2-1/8 x 7-7/8")
Net weight	0.99 - 1.2 kg (2.2 - 2.6 lbs.)	0.86 kg (1.9 lbs.)

TD091D: Charger, Battery

Cordless Impact Wrench

18V LXT BL Brushless Cordless 12.7 mm (1/2") 260 N-m Impact Wrench

18V



	DTWA260
Square drive	12.7 mm (1/2")
Capacity	Standard bolt: M14 - M20 (9/16 - 3/4") High strength bolt: M10 - M16 (3/8 - 5/8")
No Load Speed (RPM)	0 - 2,800
Impacts per minute (IPM)	0 - 3,400
Max fastening torque	260 N-m (190 ft.lbs.)
Dimensions (L x W x H)	w/ BL1830B / BL1840B / BL1850B / BL1860B: 161 x 82 x 265 mm (6-3/8 x 3-1/4 x 10-3/8")
Net weight	1.9 kg (4.1 lbs.)

Cordless Impact Wrench

14.4V LXT BL Brushless Cordless Impact Wrench

14.4V



	DTWA070	DTWA100	DTWA140	DTWA190
Square Drive	9.5 mm (3/8")	9.5 mm (3/8")	12.7 mm (1/2")	12.7 mm (1/2")
Capacity	Standard Bolt: M5 - M12 (3/16 - 1/2") High Strength Bolt: M5 - M10 (3/16 - 3/8")	Standard Bolt: M5 - M12 (3/16 - 1/2") High Strength Bolt: M5 - M10 (3/16 - 3/8")	Standard Bolt: M6 - M16 (1/4 - 5/8") High Strength Bolt: M6 - M12 (1/4 - 1/2")	Standard Bolt: M8 - M16 (5/16 - 5/8") High Strength Bolt: M8 - M14 (5/16 - 9/16")
No Load Speed (RPM)	0 - 2,500	0 - 2,700	0 - 2,700	0 - 2,600
Impacts Per Minute (IPM)	0 - 3,700	0 - 3,300	0 - 3,300	0 - 3,000
Max Fastening Torque	65 N-m (48 ft.lbs.)	95 N-m (70 ft.lbs.)	140 N-m (103 ft.lbs.)	185 N-m (136 ft.lbs.)
Dimensions (L x W x H)	w/ BL1430(B) / BL1440 / BL1450 / BL1460B: 144 x 74 x 256 mm (5-5/8 x 2-15/16 x 10-1/8")	w/ BL1430(B) / BL1440 / BL1450 / BL1460B: 158 x 74 x 256 mm (6-1/4 x 2-15/16 x 10-1/8")	w/ BL1430(B) / BL1440 / BL1450 / BL1460B: 158 x 74 x 256 mm (6-1/4 x 2-15/16 x 10-1/8")	w/ BL1430(B) / BL1440 / BL1450 / BL1460B: 158 x 74 x 256 mm (6-1/4 x 2-15/16 x 10-1/8")
Net weight	1.1 - 1.4 kg (2.4 - 3.1 lbs.)	1.2 - 1.5 kg (2.7 - 3.3 lbs.)	1.2 - 1.5 kg (2.7 - 3.3 lbs.)	1.3 - 1.6 kg (2.9 - 3.5 lbs.)

Cordless Impact Wrench

14.4V LXT BL Brushless Cordless Impact Wrench

14.4V



	DTW104	DTW074
Square drive	9.5 mm (3/8")	9.5 mm (3/8")
Capacity	Standard bolt: M5 - M12 (3/16 - 1/2") High strength bolt: M5 - M10 (3/16 - 3/8")	Standard bolt: M5 - M12 (3/16 - 1/2") High strength bolt: M5 - M10 (3/16 - 3/8")
No Load Speed (RPM)	0 - 2,700	0 - 2,500
Impacts per minute (IPM)	0 - 3,500	0 - 3,500
Max fastening torque	95 N-m (841 in.lbs.)	65 N-m (575 in.lbs.)
Dimensions (L x W x H)	144 x 74 x 216 mm (5-5/8 x 2-15/16 x 8-1/2")	144 x 74 x 216 mm (5-5/8 x 2-15/16 x 8-1/2")
Net weight	1.1 - 1.3 kg (2.3 - 2.9 lbs.)	1.1 - 1.3 kg (2.3 - 2.9 lbs.)

Cordless Impact Wrench

14.4V LXT Li-Ion Cordless Impact Wrench

14.4V




	DTW103	DTW073
Capacity	Standard bolt: M5 - M12 (3/16 - 1/2") High strength bolt: M5 - M10 (3/16 - 3/8")	Standard bolt: M5 - M12 (3/16 - 1/2") High strength bolt: M5 - M10 (3/16 - 3/8")
No Load Speed (RPM)	0 - 2,700	0 - 2,500
Impacts per minute (IPM)	0 - 3,500	0 - 3,500
Max fastening torque	95 N-m (841 in.lbs.)	65 N-m (575 in.lbs.)
Dimensions (L x W x H)	144 x 74 x 216 mm (5-5/8 x 2-15/16 x 8-1/2")	144 x 74 x 216 mm (5-5/8 x 2-15/16 x 8-1/2")
Net weight	1 - 1.3 kg (2.3 - 2.8 lbs.)	1.3 - 1.6 kg (2.9 - 3.5 lbs.)

PRODUCTS

Stirring



-  Double Insulation
-  Variable Speed
-  Mechanical 2-Speed
-  Electronic 2-Speed
-  Constant Speed
-  Soft Start
-  Carrying Case

VR001G Cordless Concrete Vibrator **40V max**
40Vmax XGT Cordless Concrete Vibrator



Max output	w/ PDC1200: 550W
Vibrations per minute (VPM)	Power mode: 15,500 Normal mode: 12,000
Work amount on a full battery charge	w/ 28mm-0.8m shaft, w/ BL4040, Power mode: 45 min w/ 28mm-0.8m shaft, w/ BL4040, Normal mode: 60 min
Dimensions (L x W x H)	w/o Flexible shaft: 296 x 112 x 299 mm (11-5/8 x 4-3/8 x 11-3/4")
Net weight	4.8 - 7.8 kg (10.6 - 17.2 lbs.)



Wrench

VR003G Cordless Concrete Vibrator **40V max**
40Vmax XGT Cordless 32 mm (1-1/4") Concrete Vibrator



Max output	w/ PDC1200: 550W
Diameter of vibrator	32 mm (1-1/4")
Flexible shaft assembly length	1.2, 1.7, 2.4 m (3.9, 5.6, 7.9 ft)
Vibrations per minute (VPM)	Power mode: 15,500 / Normal mode: 12,000
Work amount on a full battery charge	w/ 28mm-0.8m shaft, w/ BL4040, Power mode: 45 min w/ 28mm-0.8m shaft, w/ BL4040, Normal mode: 60 min
Dimensions (L x W x H)	w/o Flexible shaft: 296 x 112 x 299 mm (11-5/8 x 4-3/8 x 11-3/4")
Net weight	4.8 - 7.8 kg (10.6 - 17.2 lbs.)



Wrench, Battery, Charger

VR004G Cordless Concrete Vibrator **40V max**
40Vmax XGT Cordless 38 mm (1-1/2") Concrete Vibrator



Max output	w/ PDC1200: 550W
Diameter of vibrator	38 mm (1-1/2")
Flexible shaft assembly length	1.2, 2.4 m (3.9, 7.9 ft)
Vibrations per minute (VPM)	Power mode: 15,500 / Normal mode: 12,000
Work amount on a full battery charge	w/ 28mm-0.8m shaft, w/ BL4040, Power mode: 45 min w/ 28mm-0.8m shaft, w/ BL4040, Normal mode: 60 min
Dimensions (L x W x H)	w/o Flexible shaft: 296 x 112 x 299 mm (11-5/8 x 4-3/8 x 11-3/4")
Net weight	4.8 - 7.8 kg (10.6 - 17.2 lbs.)



Wrench, Battery, Charger

DVR850 Cordless Concrete Vibrator **18V**
18V LXT Li-Ion Cordless 2.4 m (8.0 ft) Concrete Vibrator



Diameter of vibrator	25 mm (1")
Flexible shaft assembly length	2,400 mm (8 ft)
Vibrations per minute (VPM)	12,500
Dimensions (L x W x H)	2,683 x 93 x 250 mm (105-1/2 x 3-5/8 x 9-7/8")
Net weight	4.5 - 5.5 kg (9.9 - 12 lbs.)



Charger, Battery, Carrying case for battery and charger

DVR450 Cordless Concrete Vibrator **18V**
18V LXT Li-Ion Cordless 1.2 m (4.0 ft) Concrete Vibrator



Diameter of vibrator	25 mm (1")
Flexible shaft assembly length	1,200 mm (4.0 ft)
Vibrations per minute (VPM)	13,000
Dimensions (L x W x H)	1,483 x 93 x 250 mm (58-1/2 x 3-5/8 x 9-7/8")
Net weight	3.3 - 3.8 kg (7.3 - 8.3 lbs.)



Charger, Battery, Carrying case for battery and charger

DVR350 Cordless Concrete Vibrator **18V**
18V LXT Li-Ion Cordless 80 cm (2.6 ft) Concrete Vibrator



Diameter of vibrator	25 mm (1")
Flexible shaft assembly length	800 mm (2.6 ft)
Vibrations per minute (VPM)	13,000
Dimensions (L x W x H)	1,083 x 93 x 250 mm (42-3/4 x 3-5/8 x 9-7/8")
Net weight	2.9 - 3.3 kg (6.5 - 7.4 lbs.)



Charger, Battery, Carrying case for battery and charger

VR001C Battery Powered Concrete Vibrator **40V max**
Battery Powered 1.5 m Concrete Vibrator



Diameter of vibrator	43 mm (1-11/16")
Flexible shaft assembly length	1,500 mm
Net weight	11.8 kg (26.0 lbs.)

VR002C Battery Powered Concrete Vibrator **40V max**
Battery Powered 3.0 m Concrete Vibrator



Diameter of vibrator	43 mm (1-11/16")
Flexible shaft assembly length	3,000 mm
Net weight	12.9 kg (28.4 lbs.)

Stirring

VR003C

Battery Powered Concrete Vibrator



Battery Powered 1.5 m Concrete Vibrator

Diameter of vibrator	52 mm (2")
Flexible shaft assembly length	1,500 mm
Net weight	12.6 kg (27.8 lbs.)



VR004C

Battery Powered Concrete Vibrator



Battery Powered 3.0 m Concrete Vibrator

Diameter of vibrator	52 mm (2")
Flexible shaft assembly length	3,000 mm
Net weight	13.7 kg (30.2 lbs.)



UT001G

Cordless Mixer

40V max

40Vmax XGT BL Cordless 240 mm (9-1/2") Variable 2-Speed Mixer

new



Blade diameter	240 mm (9-1/2")
No Load Speed (RPM)	High / Low: 0 - 920 / 0 - 500
Dimensions (L x W x H)	w/ Cover S, w/ BL4020 / BL4025 / BL4040: 373 x 458 x 235 mm (14-3/4 x 18 x 9-1/4") w/ Cover L, w/ BL4050F / BL4080F: 414 x 458 x 235 mm (16-1/4 x 18 x 9-1/4")
Net weight	5.7 - 7.0 kg (12.6 - 15.4 lbs.)

XGT BL XPT



Mixing blade, Shaft (country-specific), Shaft holder (country-specific), Wrenches (country-specific), Battery, Charger

UT002G

Cordless Mixer

40V max

40Vmax XGT BL Cordless 240 mm (9-1/2") Variable 2-Speed Mixer with Keyed Chuck

new



Blade diameter	240 mm (9-1/2")
Chuck capacity	2 - 13 mm (1/16 - 1/2")
No Load Speed (RPM)	High / Low: 0 - 920 / 0 - 500
Dimensions (L x W x H)	w/ Cover S, w/ BL4020 / BL4025 / BL4040: 363 x 458 x 235 mm (14-1/4 x 18 x 9-1/4") w/ Cover L, w/ BL4050F / BL4080F: 404 x 458 x 235 mm (15-7/8 x 18 x 9-1/4")
Net weight	5.8 - 7.2 kg (12.8 - 15.9 lbs.)

XGT BL XPT



Chuck key, Hex wrench, Mixing blade, Shaft (country-specific), Shaft holder (country-specific), Wrenches (country-specific), Battery, Charger

DUT130

Cordless Mixer

18V

18V LXT BL Cordless 165 mm (6-1/2") Variable 2-Speed Mixer



Blade diameter	165 mm (6-1/2")
Shank size of tool holder portion	M12 or M14
No Load Speed (RPM)	High / Low: 0 - 1,300 / 0 - 350
Dimensions (L x W x H)	w/ Mixing blade: 916 x 89 x 231 mm (36 x 3-1/2 x 9-1/8") w/o Mixing blade: 320 x 89 x 231 mm (12-5/8 x 3-1/2 x 9-1/8")
Net weight	2.5 - 2.8 kg (5.6 - 6.3 lbs.)

LXT BL XPT



Mixing blade, Shaft, Shaft holder (country-specific), Grip, Front cover, Wrenches, Battery, Charger

DUT131

Cordless Mixer

18V

18V LXT BL Cordless Variable 2-Speed Mixer with Keyed Chuck



Chuck capacity	1.5 - 13 mm (1/16 - 1/2")
No Load Speed (RPM)	High / Low: 0 - 1,300 / 0 - 350
Dimensions (L x W x H)	307 x 89 x 231 mm (12-1/8 x 3-1/2 x 9-1/8")
Net weight	2.7 - 3.0 kg (5.8 - 6.6 lbs.)

LXT BL XPT



Front cover, Grip, Chuck key, Battery, Charger

UT2204

Mixer

220 mm (8-5/8") 850 W Mixer



Continuous rating Input	850W
Blade diameter	220 mm (8-5/8")
No Load Speed (RPM)	550
Shank size of tool holder portion	M12 or M14
Dimensions (L x W x H)	929 x 89 x 152 mm (36-1/2 x 3-1/2 x 6")
Net weight	2.7 kg (5.9 lbs.)
Power supply cord	2.5 m (8.2 ft)



Wrenches, Side grip

UT1305

Mixer

165 mm (6-1/2") 850 W Mixer



Continuous rating Input	850W
Blade diameter	165 mm (6-1/2")
No Load Speed (RPM)	1,300
Shank size of tool holder portion	M12
Dimensions (L x W x H)	942 x 87 x 152 mm (37 x 3-3/16 x 6")
Net weight	2.6 kg (5.7 lbs.)
Power supply cord	2.5 m (8.2 ft)



Wrenches, Side grip

UT1600

Power Mixer

180 mm (7-1/8") 1,800 W Variable 2-Speed Power Mixer



Continuous rating Input	1,800W
Mixing capacity	90 kg
Blade diameter	180 mm (7-1/8")
No Load Speed (RPM)	High / Low: 0 - 970 / 0 - 440
Dimensions (L x W x H)	430 x 180 x 349 mm (17 x 7-1/8 x 13-3/4")
Net weight	7.1 kg (15.7 lbs.)
Power supply cord	3.2 m (10.3 ft)



UT1401

Power Mixer

140 mm (5-1/2") 1,300 W Variable 2-Speed Power Mixer



Continuous rating Input	1,300W
Mixing capacity	60 kg
Blade diameter	140 mm (5-1/2")
No Load Speed (RPM)	High / Low: 0 - 730 / 0 - 400
Dimensions (L x W x H)	430 x 180 x 349 mm (17 x 7-1/8 x 13-3/4")
Net weight	5.5 kg (12.1 lbs.)
Power supply cord	3.2 m (10.3 ft)



UT1400

Power Mixer

140 mm (5-1/2") 1,300 W Variable Speed Power Mixer



Continuous rating Input	1,300W
Mixing capacity	50 kg
Blade diameter	140 mm (5-1/2")
No Load Speed (RPM)	0 - 900
Dimensions (L x W x H)	430 x 180 x 305 mm (17 x 7-1/8 x 12")
Net weight	5.2 kg (11.5 lbs.)
Power supply cord	3.2 m (10.3 ft)



UT1200

Power Mixer

120 mm (4-3/4") 960 W Variable Speed Power Mixer















Continuous rating Input	960W
Mixing capacity	40 kg
Blade diameter	120 mm (4-3/4")
No Load Speed (RPM)	0 - 590
Dimensions (L x W x H)	345 x 180 x 295 mm (13-5/8 x 7-1/8 x 11-5/8")
Net weight	3.2 kg (7 lbs.)
Power supply cord	3.2 m (10.3 ft)



PRODUCTS

Hammer drilling/Chiselling



-  Double Insulation
-  Variable Speed
-  Brake
-  Reversing
-  Mechanical 2-Speed
-  Keyless Chuck
-  Adapted for SDS-MAX bits
-  Adapted for SDS-PLUS bits
-  17mm Hex Shank
-  19mm Hex Shank
-  21mm Hex Shank
-  28.6mm Hex Shank
-  30mm Hex Shank
-  Spline Shank
-  Torque Limiter
-  Constant Speed
-  Soft Start
-  Dust Collection
-  Built-in Job Light
-  Carrying Case

Hammer drilling/Chiselling

HR006G

Cordless Rotary Hammer

40V max x2

40Vmax X2 (80Vmax) XGT BL AFT AWS AVT SOFT NO LOAD Cordless 52 mm (2-1/16") 21.4 J Rotary Hammer, SDS-MAX



Impact energy	EPTA-Procedure 05/2009: 21.4 J
Capacity	Concrete (w/ TCT bit): 52 mm (2-1/16")
Blows per minute (BPM)	1,100 - 2,250
No Load Speed (RPM)	150 - 310
Dimensions (L x W x H)	w/ BL4040: 610 x 140 x 337 mm (24 x 5-1/2 x 13-1/4")
Net weight	12.9 - 14.3 kg (28.4 - 31.5 lbs.)

XGT BL AFT AWS AVT SOFT NOLOAD XPT



Side handle, Side grip, Depth gauge, Bit grease, Cloth, Wireless unit (country-specific), Wireless unit adapter (country-specific), Battery, Charger

HR005G

Cordless Rotary Hammer

40V max

40Vmax XGT BL AFT AWS AVT SOFT NO LOAD Cordless 40 mm (1-9/16") Rotary Hammer, SDS-MAX, Twin LED Lights



Impact energy	EPTA-Procedure 05/2009: 8 J
Capacity	Concrete (w/ TCT bit): 40 mm (1-9/16")
Blows per minute (BPM)	1,450 - 2,900
No Load Speed (RPM)	250 - 500
Dimensions (L x W x H)	w/ BL4020 / BL4025: 484 x 115 x 286 mm (19 x 4-1/2 x 11-1/4") w/ BL4040: 500 x 115 x 286 mm (19-3/4 x 4-1/2 x 11-1/4") w/ BL4050F: 520 x 115 x 305 mm (20-1/2 x 4-1/2 x 12")
Net weight	7.4 - 8.2 kg (16.3 - 18.1 lbs.)

XGT BL AFT AWS AVT SOFT NOLOAD XPT



Side handle, Side grip, Depth gauge, Bit grease, Cloth, Wireless unit (country-specific), Wireless unit adapter (country-specific), Battery, Charger

HR009G

Cordless Combination Hammer

40V max

40Vmax XGT BL AFT AWS AVT Cordless 30 mm (1-3/16") Combination Hammer, SDS-PLUS, Quick Change Drill Chuck



Impact energy	EPTA-Procedure 05/2009: 3.9 J (2.9 ft.lbs.)
Capacity	Concrete (w/ TCT bit): 30 mm (1-3/16") Steel: 13 mm (1/2") / Wood: 32 mm (1-1/4")
Chuck capacity	1.5 - 13 mm (1/16 - 1/2")
Blows per minute (BPM)	0 - 4,500
No Load Speed (RPM)	0 - 840
Dimensions (L x W x H)	w/ BL4020 / BL4025: 424 x 97 x 242 mm (16-3/4 x 3-13/16 x 9-1/2") w/ BL4040: 439 x 97 x 242 mm (17-1/4 x 3-13/16 x 9-1/2") w/ BL4050F: 457 x 97 x 263 mm (18 x 3-13/16 x 10-3/8") w/ BL4080F: 457 x 97 x 282 mm (18 x 3-13/16 x 11-1/8")
Net weight	5.3 - 6.7 kg (11.7 - 14.8 lbs.)

XGT BL AFT AWS AVT XPT



Quick change drill chuck

Quick change drill chuck, Side grip, Depth gauge, Battery, Charger

HR008G

Cordless Combination Hammer

40V max

40Vmax XGT BL AFT AWS AVT Cordless 30 mm (1-3/16") Combination Hammer, SDS-PLUS



Impact energy	EPTA-Procedure 05/2009: 3.9 J (2.9 ft.lbs.)
Capacity	Concrete (w/ TCT bit): 30 mm (1-3/16") Steel: 13 mm (1/2") / Wood: 32 mm (1-1/4")
Blows per minute (BPM)	0 - 4,500
No Load Speed (RPM)	0 - 840
Dimensions (L x W x H)	w/ BL4020 / BL4025: 407 x 97 x 242 mm (16 x 3-13/16 x 9-1/2") w/ BL4040: 422 x 97 x 242 mm (16-5/8 x 3-13/16 x 9-1/2") w/ BL4050F: 441 x 97 x 263 mm (17-3/8 x 3-13/16 x 10-3/8") w/ BL4080F: 441 x 97 x 282 mm (17-3/8 x 3-13/16 x 11-1/8")
Net weight	5.2 - 6.8 kg (11.5 - 15.0 lbs.)

XGT BL AFT AWS AVT XPT



Side grip, Depth gauge, Battery, Charger

Dust Collection System

DX11

model: HR009G / HR3012FC



DX10

model: HR008G / HR3011FC



HEPA
filter

HR007G

Cordless Combination Hammer

40V max

40Vmax XGT BL AFT AWS AVT Cordless 28 mm (1-1/8") Combination Hammer, SDS-PLUS



Impact energy	EPTA-Procedure 05/2009: 3.0 J (2.2 ft.lbs.)
Capacity	Masonry: 28 mm (1-1/8") Steel: 13 mm (1/2") / Wood: 32 mm (1-1/4")
Blows per minute (BPM)	0 - 5,000
No Load Speed (RPM)	0 - 980
Dimensions (L x W x H)	w/ BL4020 / BL4025: 458 x 101 x 234 mm (18 x 4 x 9-1/4") w/ BL4040: 473 x 101 x 240 mm (18-5/8 x 4 x 9-1/2") w/ BL4050F: 492 x 101 x 261 mm (19-3/8 x 4 x 10-1/4")
Net weight	3.8 - 4.8 kg (8.4 - 10.6 lbs.)

XGT BL AFT AWS AVT XPT



Side grip, Depth gauge, Battery, Charger, Cloth, Grease vessel, Air duct cap

Dust Collection System

DX15

model: HR007G



HEPA
filter

HR002G

Cordless Combination Hammer

40V max

40Vmax XGT BL AFT AWS AVT SOFT NO LOAD Cordless 28 mm (1-1/8") Combination Hammer, SDS-PLUS, Quick Change Chuck



Impact energy	EPTA-Procedure 05/2009: 2.9 J (2.1 ft.lbs.)
Capacity	Masonry: 28 mm (1-1/8") Steel: 13 mm (1/2") Wood: 32 mm (1-1/4") Wood (Self-feed bit): 32 mm (1-1/4")
Chuck capacity	1.5 - 13 mm (1/16 - 1/2")
Blows per minute (BPM)	0 - 5,000
No Load Speed (RPM)	0 - 980
Dimensions (L x W x H)	w/ BL4020 / BL4025: 389 x 102 x 232 mm (15-1/4 x 4 x 9-1/8") w/ BL4040: 404 x 102 x 238 mm (15-7/8 x 4 x 9-3/8")
Net weight	4.1 - 4.6 kg (9.0 - 10.1 lbs.)

XGT BL AFT AWS AVT SOFT NOLOAD XPT



Quick change drill chuck

Side grip, Depth gauge, Battery, Charger, Wireless unit (country-specific), Dust cup (country-specific), Cleaning cloth (country-specific), Bit grease (country-specific)

Hammer drilling/Chiselling

HR001G

Cordless Combination Hammer

40V max

40Vmax XGT BL AFT AWS AVT SOFT NO LOAD Cordless 28 mm (1-1/8") Combination Hammer, SDS-PLUS



Impact energy	EPTA-Procedure 05/2009: 2.8 J (2.1 ft.lbs.)
Capacity	Masonry: 28 mm (1-1/8") Steel: 13 mm (1/2") Wood: 32 mm (1-1/4") Wood (Self-feed bit): 32 mm (1-1/4")
Chuck capacity	1.5 - 13 mm (1/16 - 1/2")
Blows per minute (BPM)	0 - 5,000
No Load Speed (RPM)	0 - 980
Dimensions (L x W x H)	w/ BL4020 / BL4025: 358 x 102 x 232 mm (14-1/8 x 4 x 9-1/8") w/ BL4040: 373 x 102 x 238 mm (14-3/4 x 4 x 9-3/8")
Net weight	3.9 - 4.6 kg (8.6 - 10.1 lbs.)

XGT BL AFT AWS AVT SOFT NO LOAD XPT



Side grip, Depth gauge, Battery, Charger, Wireless unit (country-specific), Dust cup (country-specific), Cleaning cloth (country-specific), Bit grease (country-specific)

HR004G

Cordless Combination Hammer

40V max

40Vmax XGT BL AVT Cordless 28 mm (1-1/8") Combination Hammer, SDS-PLUS, Quick Change Chuck



Impact energy	EPTA-Procedure 05/2009: 2.9 J (2.1 ft.lbs.)
Capacity	Masonry: 28 mm (1-1/8") Steel: 13 mm (1/2") Wood: 32 mm (1-1/4") Wood (Self-feed bit): 32 mm (1-1/4")
Chuck capacity	1.5 - 13 mm (1/16 - 1/2")
Blows per minute (BPM)	0 - 5,000
No Load Speed (RPM)	0 - 980
Dimensions (L x W x H)	w/ BL4020 / BL4025: 389 x 102 x 232 mm (15-1/4 x 4 x 9-1/8") w/ BL4040: 404 x 102 x 238 mm (15-7/8 x 4 x 9-3/8")
Net weight	4.0 - 4.5 kg (8.8 - 9.9 lbs.)

XGT BL AVT XPT



Quick change drill chuck

Side grip, Depth gauge, Battery, Charger, Dust cup (country-specific), Cleaning cloth (country-specific), Bit grease (country-specific)

HR003G

Cordless Combination Hammer

40V max

40Vmax XGT BL AVT Cordless 28 mm (1-1/8") Combination Hammer, SDS-PLUS



Impact energy	EPTA-Procedure 05/2009: 2.8 J (2.1 ft.lbs.)
Capacity	Masonry: 28 mm (1-1/8") Steel: 13 mm (1/2") Wood: 32 mm (1-1/4") Wood (Self-feed bit): 32 mm (1-1/4")
Chuck capacity	1.5 - 13 mm (1/16 - 1/2")
Blows per minute (BPM)	0 - 5,000
No Load Speed (RPM)	0 - 980
Dimensions (L x W x H)	w/ BL4020 / BL4025: 358 x 102 x 232 mm (14-1/8 x 4 x 9-1/8") w/ BL4040: 373 x 102 x 238 mm (14-3/4 x 4 x 9-3/8")
Net weight	3.9 - 4.6 kg (8.6 - 10.1 lbs.)

XGT BL AVT XPT



Side grip, Depth gauge, Battery, Charger, Dust cup (country-specific), Cleaning cloth (country-specific), Bit grease (country-specific)

Dust Collection System

DX12

model: HR001G / HR003G



DX14

model: HR002G / HR004G



HEPA
filter

HR010G

Cordless Combination Hammer

40V max

40Vmax XGT BL AWS AVT Cordless 20 mm (13/16") Combination Hammer, SDS-PLUS



Impact energy	EPTA-Procedure 05/2009: 2.0 J
Capacity	Concrete (w/ TCT bit): 20 mm (13/16") Steel: 13 mm (1/2") / Wood: 26 mm (1")
Blows per minute (BPM)	0 - 5,000
No Load Speed (RPM)	0 - 1,510
Dimensions (L x W x H)	w/ BL4020 / BL4025: 289 x 93 x 217 mm (11-3/8 x 3-5/8 x 8-1/2") w/ BL4040: 304 x 93 x 223 mm (12 x 3-5/8 x 8-3/4") w/ BL4050F: 323 x 93 x 244 mm (12-3/4 x 3-5/8 x 9-5/8") w/ BL4080F: 324 x 93 x 263 mm (12-3/4 x 3-5/8 x 10-3/8")
Net weight	2.9 - 4.5 kg (6.4 - 9.9 lbs.)

XGT BL AWS AVT XPT



Side grip, Depth gauge, Battery, Charger

Dust Collection System

DX16

model: HR010G / DHR183



HEPA
filter

DHR400

Cordless Rotary Hammer

18V x2

18V X2 (36V) LXT BL AFT AWS AVT SOFT NO LOAD Cordless 40 mm (1-9/16") Rotary Hammer, SDS-MAX, Dual LED Lights



Impact energy	EPTA-Procedure 05/2009: 8 J
Capacity	Concrete (w/ TCT bit): 40 mm (1-9/16") Masonry: 40 mm (1-9/16")
Blows per minute (BPM)	1,450 - 2,900
No Load Speed (RPM)	250 - 500
Dimensions (L x W x H)	473 x 120 x 285 mm (18-5/8 x 4-3/4 x 11-1/4")
Net weight	7.3 - 8.1 kg (16.1 - 17.9 lbs.)

LXT BL AFT AWS AVT SOFT NO LOAD XPT



Side handle, Side grip, Depth gauge, Bit grease, Cloth, Wireless unit (country-specific), Battery, Charger

DHR283

Cordless Combination Hammer

18V x2

18V X2 (36V) LXT BL AFT AWS AVT SOFT NO LOAD Cordless 28 mm (1-1/8") Combination Hammer, SDS-PLUS, Quick Change Drill Chuck



Impact energy	EPTA-Procedure 05/2009: 2.9 J (2.1 ft.lbs.)
Capacity	Masonry: 28 mm (1-1/8") Steel: 13 mm (1/2") Wood: 32 mm (1-1/4") Wood (Self-feed bit): 32 mm (1-1/4")
Chuck capacity	1.5 - 13 mm (1/16 - 1/2")
Blows per minute (BPM)	0 - 5,000
No Load Speed (RPM)	0 - 980
Dimensions (L x W x H)	404 x 134 x 232 mm (15-7/8 x 5-1/4 x 9-1/8")
Net weight	4.0 - 4.9 kg (8.8 - 10.8 lbs.)

LXT BL AFT AWS AVT SOFT NO LOAD XPT



Quick change drill chuck

Quick change drill chuck, Side grip, Depth gauge, Battery, Charger, Wireless unit (country-specific), Dust cup (country-specific), Cleaning cloth (country-specific), Bit grease (country-specific)

Hammer drilling/Chiselling

DHR282 Cordless Combination Hammer 18V x2

18V X2 (36V) LXT BL AFT AWS AVT SOFT NO LOAD Cordless 28 mm (1-1/8") Combination Hammer, SDS-PLUS



Impact energy	EPTA-Procedure 05/2009: 2.8 J (2.1 ft.lbs.)
Capacity	Masonry: 28 mm (1-1/8")
	Steel: 13 mm (1/2")
	Wood: 32 mm (1-1/4")
	Wood (Self-feed bit): 32 mm (1-1/4")
Chuck capacity	1.5 - 13 mm (1/16 - 1/2")
Blows per minute (BPM)	0 - 5,000
No Load Speed (RPM)	0 - 980
Dimensions (L x W x H)	373 x 134 x 232 mm (14-3/4 x 5-1/4 x 9-1/8")
Net weight	3.9 - 5.0 kg (8.6 - 11.0 lbs.)

LXT BL AFT AWS AVT SOFT NOLOAD XPT



Side grip, Depth gauge, Battery, Charger, Wireless unit (country-specific), Dust cup (country-specific), Cleaning cloth (country-specific), Bit grease (country-specific)

DHR281 Cordless Combination Hammer 18V x2

18V X2 (36V) LXT BL AVT SOFT NO LOAD Cordless 28 mm (1-1/8") Combination Hammer, SDS-PLUS, Quick Change Drill Chuck



Impact energy	EPTA-Procedure 05/2009: 2.9 J (2.1 ft.lbs.)
Capacity	Masonry: 28 mm (1-1/8")
	Steel: 13 mm (1/2")
	Wood: 32 mm (1-1/4")
	Wood (Self-feed bit): 32 mm (1-1/4")
Chuck capacity	1.5 - 13 mm (1/16 - 1/2")
Blows per minute (BPM)	0 - 5,000
No Load Speed (RPM)	0 - 980
Dimensions (L x W x H)	404 x 134 x 232 mm (15-7/8 x 5-1/4 x 9-1/8")
Net weight	4.0 - 4.9 kg (8.8 - 10.8 lbs.)

LXT BL AVT SOFT NOLOAD XPT



Quick change drill chuck

Quick change drill chuck, Side grip, Depth gauge, Battery, Charger, Dust cup (country-specific), Cleaning cloth (country-specific), Bit grease (country-specific)

DHR280 Cordless Combination Hammer 18V x2

18V X2 (36V) LXT BL AVT SOFT NO LOAD Cordless 28 mm (1-1/8") Combination Hammer, SDS-PLUS



Impact energy	EPTA-Procedure 05/2009: 2.8 J (2.1 ft.lbs.)
Capacity	Masonry: 28 mm (1-1/8")
	Steel: 13 mm (1/2")
	Wood: 32 mm (1-1/4")
	Wood (Self-feed bit): 32 mm (1-1/4")
Chuck capacity	1.5 - 13 mm (1/16 - 1/2")
Blows per minute (BPM)	0 - 5,000
No Load Speed (RPM)	0 - 980
Dimensions (L x W x H)	373 x 134 x 232 mm (14-3/4 x 5-1/4 x 9-1/8")
Net weight	3.8 - 4.9 kg (8.4 - 10.8 lbs.)

LXT BL AVT SOFT NOLOAD XPT



Side grip, Depth gauge, Battery, Charger, Dust cup (country-specific), Cleaning cloth (country-specific), Bit grease (country-specific)

Dust Collection System

DX09

model: DHR283 / DHR281



DX08

model: DHR282 / DHR280



HEPA filter

DHR264 Cordless Combination Hammer 18V x2

18V X2 (36V) LXT Li-Ion Cordless 26 mm (1") Combination Hammer, SDS-PLUS, Quick Change Drill Chuck



Impact energy	EPTA-Procedure 05/2009: 2.5 J (1.8 ft.lbs.)
Capacity	Masonry: 26 mm (1")
	Steel: 13 mm (1/2")
	Wood: 32 mm (1-1/4")
	Wood (Self-feed bit): 32 mm (1-1/4")
Chuck capacity	1.5 - 13 mm (1/16 - 1/2")
Blows per minute (BPM)	0 - 5,000
No Load Speed (RPM)	0 - 1,250
Dimensions (L x W x H)	374 x 116 x 232 mm (14-3/4 x 4-9/16 x 9-1/8")
Net weight	4.2 - 5.1 kg (9.2 - 11.2 lbs.)

LXT XPT



Quick change drill chuck

Quick change drill chuck, Side handle, Depth gauge, Battery, Charger, Dust cup (country-specific), Cleaning cloth (country-specific), Bit grease (country-specific)

DHR263 Cordless Combination Hammer 18V x2

18V X2 (36V) LXT Li-Ion Cordless 26 mm (1") Combination Hammer, SDS-PLUS



Impact energy	EPTA-Procedure 05/2009: 2.5 J (1.8 ft.lbs.)
Capacity	Masonry: 26 mm (1")
	Steel: 13 mm (1/2")
	Wood: 32 mm (1-1/4")
	Wood (Self-feed bit): 32 mm (1-1/4")
Chuck capacity	1.5 - 13 mm (1/16 - 1/2")
Blows per minute (BPM)	0 - 5,000
No Load Speed (RPM)	0 - 1,250
Dimensions (L x W x H)	350 x 116 x 232 mm (13-3/4 x 4-9/16 x 9-1/8")
Net weight	4.1 - 5.1 kg (9 - 11.3 lbs.)

LXT XPT



Side handle, Depth gauge, Battery, Charger, Dust cup (country-specific), Cleaning cloth (country-specific), Bit grease (country-specific)

DHR243 Cordless Combination Hammer 18V

18V LXT BL Brushless Cordless 24 mm (15/16") Combination Hammer, SDS-PLUS, Quick Change Drill Chuck



Impact energy	2 J
Capacity	Masonry: 24 mm (15/16")
	Steel: 13 mm (1/2")
	Wood: 27 mm (1-1/16")
	Wood (Self-feed bit): 27 mm (1-1/16")
Chuck capacity	1.5 - 13 mm (1/16 - 1/2")
Blows per minute (BPM)	0 - 4,700
No Load Speed (RPM)	0 - 950
Dimensions (L x W x H)	353 x 85 x 213 mm (13-7/8 x 3-3/8 x 8-3/8")
Net weight	3.2 - 3.7 kg (6.9 - 8.3 lbs.)

LXT BL XPT



Quick change drill chuck

Charger, Battery, Quick change drill chuck, Depth gauge, Side grip

DHR242 Cordless Combination Hammer 18V

18V LXT BL Brushless Cordless 24 mm (15/16") Combination Hammer, SDS-PLUS



Impact energy	2 J
Capacity	Masonry: 24 mm (15/16")
	Steel: 13 mm (1/2")
	Wood: 27 mm (1-1/16")
	Wood (Self-feed bit): 27 mm (1-1/16")
Chuck capacity	1.5 - 13 mm (1/16 - 1/2")
Blows per minute (BPM)	0 - 4,700
No Load Speed (RPM)	0 - 950
Dimensions (L x W x H)	328 x 85 x 213 mm (12-7/8 x 3-3/8 x 8-3/8")
Net weight	3.1 - 3.8 kg (6.7 - 8.4 lbs.)

LXT BL XPT



Charger, Battery, Depth gauge, Side grip

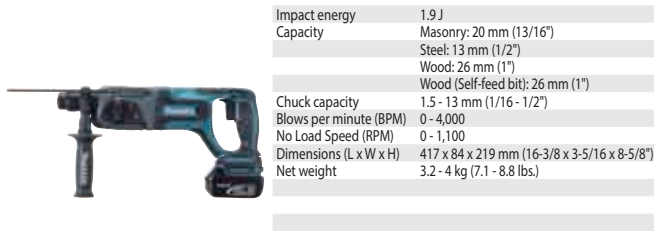
Hammer drilling/Chiselling

DHR241

Cordless Combination Hammer

18V

18V LXT Li-Ion Cordless 20 mm (13/16") Combination Hammer, SDS-PLUS



Impact energy	1.9 J
Capacity	Masonry: 20 mm (13/16")
	Steel: 13 mm (1/2")
	Wood: 26 mm (1")
	Wood (Self-feed bit): 26 mm (1")
Chuck capacity	1.5 - 13 mm (1/16 - 1/2")
Blows per minute (BPM)	0 - 4,000
No Load Speed (RPM)	0 - 1,100
Dimensions (L x W x H)	417 x 84 x 219 mm (16-3/8 x 3-5/16 x 8-5/8")
Net weight	3.2 - 4 kg (7.1 - 8.8 lbs.)

LXT



Charger, Battery, Side grip, Depth gauge

DHR202

Cordless Combination Hammer

18V

18V LXT Li-Ion Cordless 20 mm (13/16") Combination Hammer, SDS-PLUS



Impact energy	EPTA-Procedure 05/2009: 2.0 J (1.5 ft.lbs.)
Capacity	Masonry: 20 mm (13/16")
	Steel: 13 mm (1/2")
	Wood: 26 mm (1")
	Wood (Self-feed bit): 26 mm (1")
Chuck capacity	1.5 - 13 mm (1/16 - 1/2")
Blows per minute (BPM)	0 - 4,000
No Load Speed (RPM)	0 - 1,100
Dimensions (L x W x H)	358 x 84 x 259 mm (14-1/8 x 3-5/16 x 10-1/4")
Net weight	3.2 - 4 kg (7.1 - 8.8 lbs.)

LXT



Charger, Battery, Side grip, Depth gauge

DHR183

Cordless Rotary Hammer

18V

18V LXT BL AVT Cordless 18 mm (11/16") Rotary Hammer, SDS-PLUS



Impact energy	EPTA-Procedure 05/2009: 1.7 J
Capacity	Concrete: 18 mm (11/16")
	Steel: 13 mm (1/2")
	Wood: 24 mm (15/16")
	Masonry: 18 mm (11/16")
Chuck capacity	1.5 - 13 mm (1/16 - 1/2")
Blows per minute (BPM)	0 - 5,000
No Load Speed (RPM)	0 - 1,100
Dimensions (L x W x H)	w/ BL1830B / BL1840B / BL1850B / BL1860B: 288 x 89 x 216 mm (11-3/8 x 3-1/2 x 8-1/2")
Net weight	1.9 - 2.9 kg (4.2 - 6.4 lbs.)

LXT BL AVT XPT



Dust cup (country-specific), Side grip, Depth gauge, Battery, Charger

DHR182

Cordless Combination Hammer

18V

18V LXT BL AWS AVT Cordless 18 mm (11/16") Combination Hammer, SDS-PLUS



Impact energy	EPTA-Procedure 05/2009: 1.7 J (1.3 ft.lbs.)
Capacity	Masonry: 18 mm (11/16")
	Steel: 13 mm (1/2")
	Wood: 24 mm (15/16")
Chuck capacity	1.5 - 13 mm (1/16 - 1/2")
Blows per minute (BPM)	0 - 5,000
No Load Speed (RPM)	0 - 1,350
Dimensions (L x W x H)	w/ BL1830B / BL1840B / BL1850B / BL1860B: 301 x 82 x 285 mm (11-7/8 x 3-1/4 x 11-1/4")
Net weight	2.4 - 3.2 kg (5.3 - 7.0 lbs.)

LXT BL AWS AVT XPT



Dust cup (country-specific), Side grip, Depth gauge, Battery, Charger

DHR171

Cordless Rotary Hammer

18V

18V LXT BL Brushless Cordless 17 mm (11/16") Rotary Hammer, SDS-PLUS



Impact energy	EPTA-Procedure 05/2009: 1.2 J
Capacity	Concrete: 17 mm (11/16")
	Steel: 10 mm (3/8")
	Wood: 13 mm (1/2")
	Masonry: 17 mm (11/16")
Chuck capacity	1.5 - 13 mm (1/16 - 1/2")
Blows per minute (BPM)	0 - 4,800
No Load Speed (RPM)	0 - 680
Dimensions (L x W x H)	w/ BL1815N / BL1820B: 273 x 86 x 194 mm (10-3/4 x 3-3/8 x 7-5/8")
	w/ BL1830B / BL1840B / BL1850B / BL1860B: 273 x 86 x 211 mm (10-3/4 x 3-3/8 x 8-5/16")
Net weight	2.1 - 2.8 kg (4.6 - 6.2 lbs.)

LXT BL



Dust cup (country-specific), Side grip, Depth gauge, Battery, Charger

DHR165

Cordless Rotary Hammer

18V

18V LXT Li-Ion Cordless 16 mm (5/8") Rotary Hammer, SDS-PLUS



Impact energy	1.3 J
Capacity	Concrete (w/ TCT bit): 16 mm (5/8")
	Concrete (w/ Diamond core bit): 32 mm (1-1/4")
	Steel: 13 mm (1/2")
	Wood: 24 mm (15/16")
Chuck capacity	1.5 - 13 mm (1/16 - 1/2")
Blows per minute (BPM)	0 - 5,300
No Load Speed (RPM)	0 - 1,600
Dimensions (L x W x H)	297 x 79 x 253 mm (11-3/4 x 3-1/8 x 10")
Net weight	2.3 - 3 kg (5 - 6.6 lbs.)

LXT XPT



Charger, Battery, Side grip, Depth gauge

HR166D

Cordless Rotary Hammer

12V max

12V max CXT BL Brushless Cordless 16 mm (5/8") Rotary Hammer, SDS-PLUS



Impact energy	EPTA-Procedure 05/2009: 1.1 J
Capacity	Concrete: 16 mm (5/8")
	Steel: 10 mm (3/8")
	Wood: 13 mm (1/2")
	Masonry: 16 mm (5/8")
Chuck capacity	1.5 - 13 mm (1/16 - 1/2")
Blows per minute (BPM)	0 - 4,800
No Load Speed (RPM)	0 - 680
Dimensions (L x W x H)	w/ BL1016/BL1021B: 250 x 74 x 187 mm (9-7/8 x 2-15/16 x 7-3/8")
	w/ BL1041B: 250 x 74 x 206 mm (9-7/8 x 2-15/16 x 8-1/8")
Net weight	1.8 - 2.4 kg (4.1 - 5.4 lbs.)

CXT BL



Dust cup (country-specific), Side grip, Depth gauge, Battery, Charger

HR140D

Cordless Rotary Hammer

12V max

12V max CXT Li-Ion Cordless 14 mm (9/16") Rotary Hammer, SDS-PLUS



Impact energy	EPTA-Procedure 05/2009: 1.0 J
Capacity	Concrete: 14 mm (9/16")
	Steel: 10 mm (3/8")
	Wood: 13 mm (1/2")
	Masonry: 14 mm (9/16")
Chuck capacity	1.5 - 13 mm (1/16 - 1/2")
Impacts per minute (IPM)	0 - 4,900
No Load Speed (RPM)	0 - 850
Dimensions (L x W x H)	w/ BL1016/BL1021B: 246 x 74 x 179 mm (9-11/16 x 2-15/16 x 7")
	w/ BL1041B: 246 x 74 x 198 mm (9-11/16 x 2-15/16 x 7-3/4")
Net weight	1.9 - 2.6 kg (4.3 - 5.6 lbs.)

CXT



Side grip, Depth gauge, Dust cup (country-specific), Battery, Charger

Hammer drilling/Chiselling

HR5212C

Rotary Hammer

52 mm (2-1/16") 20.0 J AVT SOFT NO LOAD Rotary Hammer, SDS-MAX



Continuous rating Input	1,510W
Impact energy	EPTA-Procedure 05/2009: 20 J
Capacity	Concrete (w/TCT bit): 52 mm (2") Core cutter: 80 mm (3-1/8") Masonry: 52 mm (2")
Blows per minute (BPM)	1,100 - 2,250
No Load Speed (RPM)	150 - 310
Dimensions (L x W x H)	599 x 140 x 287 mm (23-1/2 x 5-1/2 x 11-1/4")
Net weight	11.9 - 12 kg (26.2 - 26.5 lbs.)
Power supply cord	5.0 m (16.4 ft)

AVT SOFT NO LOAD



Side handle, Side grip, Depth gauge, Grease vessel

HR5202C

Rotary Hammer

52 mm (2-1/16") 19.1 J Rotary Hammer, SDS-MAX



Continuous rating Input	1,510W
Impact energy	EPTA-Procedure 05/2009: 19.1 J
Capacity	Concrete (w/TCT bit): 52 mm (2") Core cutter: 80 mm (3-1/8") Masonry: 52 mm (2")
Blows per minute (BPM)	1,100 - 2,250
No Load Speed (RPM)	150 - 310
Dimensions (L x W x H)	599 x 134 x 287 mm (23-1/2 x 5-1/4 x 11-1/4")
Net weight	10.9 - 11.1 kg (24.1 - 24.4 lbs.)
Power supply cord	5.0 m (16.4 ft)



Side handle, Side grip, Depth gauge, Grease vessel

HR4511C

Rotary Hammer

45 mm (1-3/4") 9.4 J AVT Rotary Hammer, SDS-MAX



Continuous rating Input	1,350W
Impact energy	EPTA-Procedure 05/2009: 9.4 J
Capacity	Concrete (w/TCT bit): 45 mm (1-3/4") Core cutter: 80 mm (3-1/8") Masonry: 45 mm (1-3/4")
Blows per minute (BPM)	1,250 - 2,750
No Load Speed (RPM)	130 - 280
Dimensions (L x W x H)	458 x 136 x 288 mm (18 x 5-3/8 x 11-3/8")
Net weight	9 - 9.1 kg (19.8 - 20.1 lbs.)
Power supply cord	5.0 m (16.4 ft)

AVT



Side handle, Side grip, Depth gauge, Grease vessel

HR4510C

Rotary Hammer

45 mm (1-3/4") 9.4 J AVT Rotary Hammer, SDS-MAX



Continuous rating Input	1,350W
Impact energy	EPTA-Procedure 05/2009: 9.4 J
Capacity	Concrete (w/TCT bit): 45 mm (1-3/4") Core cutter: 80 mm (3-1/8") Masonry: 45 mm (1-3/4")
Blows per minute (BPM)	1,250 - 2,750
No Load Speed (RPM)	130 - 280
Dimensions (L x W x H)	458 x 136 x 288 mm (18 x 5-3/8 x 11-3/8")
Net weight	8.9 - 9 kg (19.5 - 19.9 lbs.)
Power supply cord	5.0 m (16.4 ft)

AVT



Side handle, Side grip, Depth gauge, Grease vessel

HR4501C

Rotary Hammer

45 mm (1-3/4") 10.1 J Rotary Hammer, SDS-MAX



Continuous rating Input	1,350W
Impact energy	EPTA-Procedure 05/2009: 10.1 J
Capacity	Concrete (w/TCT bit): 45 mm (1-3/4") Core cutter: 80 mm (3-1/8") Masonry: 45 mm (1-3/4")
Blows per minute (BPM)	1,250 - 2,750
No Load Speed (RPM)	130 - 280
Dimensions (L x W x H)	458 x 121 x 288 mm (18 x 4-3/4 x 11-3/8")
Net weight	8.2 - 8.4 kg (18.1 - 18.5 lbs.)
Power supply cord	5.0 m (16.4 ft)



Side handle, Side grip, Depth gauge, Grease vessel

HR4041C

Rotary Hammer

40 mm (1-9/16") 9.2 J Rotary Hammer, Spline Shank



Continuous rating Input	1,100W
Capacity	Concrete (w/TCT bit): 40 mm (1-9/16") Masonry: 40 mm (1-9/16")
Blows per minute (BPM)	1,300 - 2,600
No Load Speed (RPM)	230 - 460
Dimensions (L x W x H)	428 x 107 x 247 mm (16-7/8 x 4-1/4 x 9-3/4")
Net weight	6.7 kg (14.8 lbs.)
Power supply cord	5.0 m (16.4 ft)



Depth gauge, Side grip

HR4030C

Rotary Hammer

40 mm (1-9/16") 9.2 J Rotary Hammer, 17 mm Hex Shank



Continuous rating Input	1,100W
Capacity	Concrete (w/TCT bit): 40 mm (1-9/16") Masonry: 40 mm (1-9/16")
Blows per minute (BPM)	1,300 - 2,600
No Load Speed (RPM)	230 - 460
Dimensions (L x W x H)	413 x 107 x 247 mm (16-1/4 x 4-1/4 x 9-3/4")
Net weight	6.9 kg (15.2 lbs.)
Power supply cord	5.0 m (16.4 ft)



Depth gauge, Side grip

HR4003C

Rotary Hammer

40 mm (1-9/16") 8.3 J Rotary Hammer, SDS-MAX



Continuous rating Input	1,100W
Impact energy	EPTA-Procedure 05/2009: 8.3 J
Capacity	Concrete (w/TCT bit): 40 mm (1-9/16") Core cutter: 80 mm (3-1/8") Masonry: 40 mm (1-9/16")
Blows per minute (BPM)	1,450 - 2,900
No Load Speed (RPM)	250 - 500
Dimensions (L x W x H)	479 x 106 x 263 mm (18-11/16 x 4-3/16 x 10-3/8")
Net weight	6.2 - 6.4 kg (13.7 - 14.1 lbs.)
Power supply cord	5.0 m (16.4 ft)



Depth gauge, Side handle, Bit grease

Hammer drilling/Chiselling

HR4013C

Rotary Hammer

40 mm (1-9/16") 8.0 J AVT SOFT NO LOAD Rotary Hammer, SDS-MAX



Continuous rating Input	1,100W
Impact energy	EPTA-Procedure 05/2009: 8 J
Capacity	Concrete (w/TCT bit): 40 mm (1-9/16") Core cutter: 80 mm (3-1/8") Masonry: 40 mm (1-9/16")
Blows per minute (BPM)	1,450 - 2,900
No Load Speed (RPM)	250 - 500
Dimensions (L x W x H)	479 x 112 x 263 mm (18-11/16 x 4-3/8 x 10-3/8")
Net weight	6.8 - 6.9 kg (14.9 - 15.3 lbs.)
Power supply cord	5.0 m (16.4 ft)

AVT SOFT NO LOAD



Depth gauge, Side handle, Bit grease

HR4002

Rotary Hammer

40 mm (1-9/16") 6.1 J Rotary Hammer, SDS-MAX



Continuous rating Input	1,050W
Impact energy	EPTA-Procedure 05/2009: 6.1 J
Capacity	Concrete (w/TCT bit): 40 mm (1-9/16") Core cutter: 80 mm (3-1/8") Masonry: 40 mm (1-9/16")
Blows per minute (BPM)	2,500
No Load Speed (RPM)	680
Dimensions (L x W x H)	458 x 114 x 256 mm (18 x 4-1/2 x 10-1/8")
Net weight	6.6 - 6.8 kg (14.6 - 15 lbs.)
Power supply cord	5.0 m (16.4 ft)



Side grip, Bit grease, Depth gauge

HR3530

Rotary Hammer

35 mm (1-3/8") 6.2 J Rotary Hammer, 17 mm Hex Shank



Continuous rating Input	1,010W
Capacity	Concrete (w/TCT bit): 35 mm (1-3/8") Masonry: 35 mm (1-3/8")
Blows per minute (BPM)	3,100
No Load Speed (RPM)	760
Dimensions (L x W x H)	374 x 100 x 243 mm (14-3/4 x 3-15/16 x 9-9/16")
Net weight	5.8 kg (12.8 lbs.)
Power supply cord	5.0 m (16.4 ft)



Side grip, Depth gauge

HR3541FC

Combination Hammer

35 mm (1-3/8") 5.7 J AVT Combination Hammer, SDS-MAX, LED Job Light



Continuous rating Input	850W
Impact energy	EPTA-Procedure 05/2009: 5.7 J
Capacity	Concrete (w/TCT bit): 35 mm (1-3/8") Steel: 13 mm (1/2") / Wood: 32 mm (1-1/4") Wood (Self-feed bit): 32 mm (1-1/4") Diamond core bit: 90 mm (3-1/2") Masonry: 35 mm (1-3/8")
Chuck capacity	1.5 - 13 mm (1/16 - 1/2")
Blows per minute (BPM)	1,650 - 3,300
No Load Speed (RPM)	315 - 630
Dimensions (L x W x H)	439 x 114 x 239 mm (17-1/4 x 4-1/2 x 9-3/8")
Net weight	5.6 - 5.7 kg (12.3 - 12.6 lbs.)
Power supply cord	5.0 m (16.4 ft)



Depth gauge, Side grip, Bit grease

HR3540C

Combination Hammer

35 mm (1-3/8") 5.6 J Combination Hammer, SDS-MAX



Continuous rating Input	850W
Impact energy	EPTA-Procedure 05/2009: 5.6 J
Capacity	Concrete (w/TCT bit): 35 mm (1-3/8") Steel: 13 mm (1/2") / Wood: 32 mm (1-1/4") Wood (Self-feed bit): 32 mm (1-1/4") Diamond core bit: 90 mm (3-1/2") Masonry: 35 mm (1-3/8")
Chuck capacity	1.5 - 13 mm (1/16 - 1/2")
Blows per minute (BPM)	1,650 - 3,300
No Load Speed (RPM)	315 - 630
Dimensions (L x W x H)	439 x 108 x 239 mm (17-1/4 x 4-1/4 x 9-3/8")
Net weight	5.2 - 5.3 kg (11.4 - 11.6 lbs.)
Power supply cord	5.0 m (16.4 ft)



Depth gauge, Side grip, Bit grease

HR3210FCT

Combination Hammer

32 mm (1-1/4") 4.9 J AVT Combination Hammer, SDS-PLUS, Quick Change Drill Chuck, LED Job Light



Continuous rating Input	850W
Impact energy	EPTA-Procedure 05/2009: 4.9 J
Capacity	Concrete (w/TCT bit): 32 mm (1-1/4") Steel: 13 mm (1/2") / Wood: 32 mm (1-1/4") Wood (Self-feed bit): 32 mm (1-1/4") Diamond core bit: 90 mm (3-1/2") Masonry: 32 mm (1-1/4")
Chuck capacity	1.5 - 13 mm (1/16 - 1/2")
Blows per minute (BPM)	1,650 - 3,300
No Load Speed (RPM)	315 - 630
Dimensions (L x W x H)	424 x 114 x 239 mm (16-3/4 x 4-1/2 x 9-3/8")
Net weight	5.4 - 5.6 kg (11.9 - 12.3 lbs.)
Power supply cord	5.0 m (16.4 ft)



Quick change drill chuck

Quick change drill chuck, Depth gauge, Side grip, Grease vessel

HR3210C

Combination Hammer

32 mm (1-1/4") 5.0 J AVT Combination Hammer, SDS-PLUS



Continuous rating Input	850W
Impact energy	EPTA-Procedure 05/2009: 5 J
Capacity	Concrete (w/TCT bit): 32 mm (1-1/4") Steel: 13 mm (1/2") / Wood: 32 mm (1-1/4") Wood (Self-feed bit): 32 mm (1-1/4") Diamond core bit: 90 mm (3-1/2") Masonry: 32 mm (1-1/4")
Chuck capacity	1.5 - 13 mm (1/16 - 1/2")
Blows per minute (BPM)	1,650 - 3,300
No Load Speed (RPM)	315 - 630
Dimensions (L x W x H)	398 x 114 x 239 mm (15-5/8 x 4-1/4 x 9-3/8")
Net weight	5.2 - 5.6 kg (11.4 - 12.4 lbs.)
Power supply cord	5.0 m (16.4 ft)

AVT



Depth gauge, Side grip, Grease vessel

HR3200C

Combination Hammer

32 mm (1-1/4") 5.1 J Combination Hammer, SDS-PLUS



Continuous rating Input	850W
Impact energy	EPTA-Procedure 05/2009: 5.1 J
Capacity	Concrete (w/TCT bit): 32 mm (1-1/4") Steel: 13 mm (1/2") / Wood: 32 mm (1-1/4") Wood (Self-feed bit): 32 mm (1-1/4") Diamond core bit: 90 mm (3-1/2") Masonry: 32 mm (1-1/4")
Chuck capacity	1.5 - 13 mm (1/16 - 1/2")
Blows per minute (BPM)	1,650 - 3,300
No Load Speed (RPM)	315 - 630
Dimensions (L x W x H)	398 x 108 x 239 mm (15-5/8 x 4-1/4 x 9-3/8")
Net weight	4.8 - 5.2 kg (10.5 - 11.5 lbs.)
Power supply cord	5.0 m (16.4 ft)



Depth gauge, Side grip, Grease vessel

Hammer drilling/Chiselling

HR3012FC

Combination Hammer

30 mm (1-3/16") 3.9 J AVT Combination Hammer, SDS-PLUS, Quick Change Drill Chuck, LED Light



Continuous rating Input	1,050W
Impact energy	EPTA-Procedure 05/2009: 3.9 J
Capacity	Concrete (w/TCT bit): 30 mm (1-3/16") Concrete (w/ Diamond core bit): 80 mm (3-1/8") Steel: 13 mm (1/2") / Wood: 32 mm (1-1/4") Wood (Self-feed bit): 32 mm (1-1/4") Diamond core bit: 80 mm (3-1/8") Masonry: 30 mm (1-3/16")
Chuck capacity	1.5 - 13 mm (1/16 - 1/2")
Blows per minute (BPM)	0 - 4,500
No Load Speed (RPM)	0 - 840
Dimensions (L x W x H)	386 x 98 x 242 mm (15-1/4 x 3-7/8 x 9-1/2")
Net weight	4.5 - 4.7 kg (9.9 - 10.4 lbs.)
Power supply cord	4.0 m (13.1 ft)

AVT



Quick change drill chuck



Depth gauge, Side grip

HR3011FC

Combination Hammer

30 mm (1-3/16") 3.9 J AVT Combination Hammer, SDS-PLUS, LED Light



Continuous rating Input	1,050W
Impact energy	EPTA-Procedure 05/2009: 3.9 J
Capacity	Concrete (w/TCT bit): 30 mm (1-3/16") Concrete (w/ Diamond core bit): 80 mm (3-1/8") Steel: 13 mm (1/2") / Wood: 32 mm (1-1/4") Wood (Self-feed bit): 32 mm (1-1/4") Diamond core bit: 80 mm (3-1/8") Masonry: 30 mm (1-3/16")
Chuck capacity	1.5 - 13 mm (1/16 - 1/2")
Blows per minute (BPM)	0 - 4,500
No Load Speed (RPM)	0 - 840
Dimensions (L x W x H)	369 x 98 x 242 mm (14-1/2 x 3-7/8 x 9-1/2")
Net weight	4.4 - 4.8 kg (9.7 - 10.6 lbs.)
Power supply cord	4.0 m (13.1 ft)

AVT



Depth gauge, Side grip

HR3001C

Combination Hammer

30 mm (1-3/16") 3.9 J Combination Hammer, SDS-PLUS



Continuous rating Input	1,050W
Impact energy	EPTA-Procedure 05/2009: 3.9 J
Capacity	Concrete (w/TCT bit): 30 mm (1-3/16") Concrete (w/ Diamond core bit): 80 mm (3-1/8") Steel: 13 mm (1/2") / Wood: 32 mm (1-1/4") Wood (Self-feed bit): 32 mm (1-1/4") Diamond core bit: 80 mm (3-1/8") Masonry: 30 mm (1-3/16")
Chuck capacity	1.5 - 13 mm (1/16 - 1/2")
Blows per minute (BPM)	0 - 4,500
No Load Speed (RPM)	0 - 840
Dimensions (L x W x H)	369 x 98 x 226 mm (14-1/2 x 3-7/8 x 8-7/8")
Net weight	4.1 - 4.5 kg (9.0 - 9.9 lbs.)
Power supply cord	4.0 m (13.1 ft)



Depth gauge, Side grip

HR2811FT

Combination Hammer

28 mm (1-1/8") 2.9 J Combination Hammer, SDS-PLUS, Quick Change Drill Chuck, LED Light



Continuous rating Input	800W
Impact energy	EPTA-Procedure 05/2009: 2.9 J
Capacity	Concrete (w/TCT bit): 28 mm (1-1/8") Concrete (w/ Diamond core bit): 80 mm (3-1/8") Steel: 13 mm (1/2") / Wood: 32 mm (1-1/4") Wood (Self-feed bit): 32 mm (1-1/4") Diamond core bit: 80 mm (3-1/8") Masonry: 28 mm (1-1/4")
Chuck capacity	1.5 - 13 mm (1/16 - 1/2")
Blows per minute (BPM)	0 - 4,500
No Load Speed (RPM)	0 - 1,100
Dimensions (L x W x H)	345 x 89 x 225 mm (13-5/8 x 3-1/2 x 8-7/8")
Net weight	3.6 - 3.9 kg (8 - 8.6 lbs.)
Power supply cord	2.5 m (8.2 ft)



Quick change drill chuck



Quick change drill chuck, Depth gauge, Side grip

HR2811F

Combination Hammer

28 mm (1-1/8") 2.8 J Combination Hammer, SDS-PLUS, LED Light



Continuous rating Input	800W
Impact energy	EPTA-Procedure 05/2009: 2.8 J
Capacity	Concrete (w/TCT bit): 28 mm (1-1/8") Concrete (w/ Diamond core bit): 80 mm (3-1/8") Steel: 13 mm (1/2") / Wood: 32 mm (1-1/4") Wood (Self-feed bit): 32 mm (1-1/4") Diamond core bit: 80 mm (3-1/8") Masonry: 28 mm (1-1/8")
Chuck capacity	1.5 - 13 mm (1/16 - 1/2")
Blows per minute (BPM)	0 - 4,500
No Load Speed (RPM)	0 - 1,100
Dimensions (L x W x H)	320 x 89 x 225 mm (12-5/8 x 3-1/2 x 8-7/8")
Net weight	3.5 - 3.9 kg (7.7 - 8.7 lbs.)
Power supply cord	2.5 m (8.2 ft)



Depth gauge, Side grip

HR2810T

Combination Hammer

28 mm (1-1/8") 2.9 J Combination Hammer, SDS-PLUS, Quick Change Drill Chuck



Continuous rating Input	800W
Impact energy	EPTA-Procedure 05/2009: 2.9 J
Capacity	Concrete (w/TCT bit): 28 mm (1-1/8") Concrete (w/ Diamond core bit): 80 mm (3-1/8") Steel: 13 mm (1/2") / Wood: 32 mm (1-1/4") Wood (Self-feed bit): 32 mm (1-1/4") Diamond core bit: 80 mm (3-1/8") Masonry: 28 mm (1-1/8")
Chuck capacity	1.5 - 13 mm (1/16 - 1/2")
Blows per minute (BPM)	0 - 4,500
No Load Speed (RPM)	0 - 1,100
Dimensions (L x W x H)	339 x 89 x 225 mm (13-3/8 x 3-1/2 x 8-7/8")
Net weight	3.5 - 3.8 kg (7.4 - 8.4 lbs.)
Power supply cord	2.5 m (8.2 ft)



Quick change drill chuck



Quick change drill chuck, Depth gauge, Side grip

HR2810

Combination Hammer

28 mm (1-1/8") 2.8 J Combination Hammer, SDS-PLUS



Continuous rating Input	800W
Impact energy	EPTA-Procedure 05/2009: 2.8 J
Capacity	Concrete (w/TCT bit): 28 mm (1-1/8") Concrete (w/ Diamond core bit): 80 mm (3-1/8") Steel: 13 mm (1/2") / Wood: 32 mm (1-1/4") Wood (Self-feed bit): 32 mm (1-1/4") Diamond core bit: 80 mm (3-1/8") Masonry: 28 mm (1-1/8")
Chuck capacity	1.5 - 13 mm (1/16 - 1/2")
Blows per minute (BPM)	0 - 4,500
No Load Speed (RPM)	0 - 1,100
Dimensions (L x W x H)	314 x 89 x 225 mm (12-3/8 x 3-1/2 x 8-7/8")
Net weight	3.4 - 3.8 kg (7.5 - 8.5 lbs.)
Power supply cord	2.5 m (8.2 ft)



Depth gauge, Side grip

HR2800

Rotary Hammer

28 mm (1-1/8") 2.8 J Rotary Hammer, SDS-PLUS



Continuous rating Input	800W
Impact energy	EPTA-Procedure 05/2009: 2.8 J
Capacity	Concrete (w/TCT bit): 28 mm (1-1/8") Concrete (w/ Diamond core bit): 80 mm (3-1/8") Steel: 13 mm (1/2") / Wood: 32 mm (1-1/4") Wood (Self-feed bit): 32 mm (1-1/4") Masonry: 28 mm (1-1/8") Wood (Self-feed bit): 32 mm (1-1/4")
Chuck capacity	1.5 - 13 mm (1/16 - 1/2")
Blows per minute (BPM)	0 - 4,500
No Load Speed (RPM)	0 - 1,100
Dimensions (L x W x H)	314 x 89 x 225 mm (12-3/8 x 3-1/2 x 8-7/8")
Net weight	3.4 - 3.8 kg (7.4 - 8.4 lbs.)
Power supply cord	2.5 m (8.2 ft)



Depth gauge, Side grip

Hammer drilling/Chiselling

HR2641

Combination Hammer

26 mm (1") 2.4 J AVT D-Handle Combination Hammer, SDS-PLUS



Continuous rating Input	800W
Impact energy	EPTA-Procedure 05/2009: 2.4 J
Capacity	Concrete: 26 mm (1") Steel: 13 mm (1/2") / Wood: 32 mm (1-1/4") Wood (Self-feed bit): 32 mm (1-1/4") Diamond core bit: 80 mm (3-1/8") Masonry: 26 mm (1")
Chuck capacity	1.5 - 13 mm (1/16 - 1/2")
Blows per minute (BPM)	0 - 4,500
No Load Speed (RPM)	0 - 1,100
Dimensions (L x W x H)	422 x 76 x 156 mm (16-5/8 x 3 x 6-1/8")
Net weight	3.1 - 3.5 kg (6.8 - 7.8 lbs.)
Power supply cord	2.5 m (8.2 ft)

AVT



Side handle, Depth gauge

HR2631FT

Combination Hammer

26 mm (1") 2.4 J AVT Combination Hammer, SDS-PLUS, Quick Change Chuck, LED Light



Continuous rating Input	800W
Impact energy	EPTA-Procedure 05/2009: 2.4 J
Capacity	Concrete: 26 mm (1") Steel: 13 mm (1/2") / Wood: 32 mm (1-1/4") Wood (Self-feed bit): 32 mm (1-1/4") Diamond core bit: 80 mm (3-1/8") Masonry: 26 mm (1")
Chuck capacity	1.5 - 13 mm (1/16 - 1/2")
Blows per minute (BPM)	0 - 4,600
No Load Speed (RPM)	0 - 1,200
Dimensions (L x W x H)	385 x 77 x 209 mm (15-1/8 x 3 x 8-1/4")
Net weight	3.1 - 3.6 kg (6.8 - 7.9 lbs.)
Power supply cord	2.5 m (8.2 ft)

AVT



Quick change drill chuck

Side handle, Depth gauge, Quick change drill chuck, Bit grease (country-specific), Dust cup (country-specific), Bull point (country-specific), Scaling chisel (country-specific), Cold chisel (country-specific)

HR2631F

Combination Hammer

26 mm (1") 2.4 J AVT Combination Hammer, SDS-PLUS, LED Light



Continuous rating Input	800W
Impact energy	EPTA-Procedure 05/2009: 2.4 J
Capacity	Concrete: 26 mm (1") Steel: 13 mm (1/2") / Wood: 32 mm (1-1/4") Wood (Self-feed bit): 32 mm (1-1/4") Diamond core bit: 80 mm (3-1/8") Masonry: 26 mm (1")
Chuck capacity	1.5 - 13 mm (1/16 - 1/2")
Blows per minute (BPM)	0 - 4,600
No Load Speed (RPM)	0 - 1,200
Dimensions (L x W x H)	361 x 77 x 209 mm (14-1/4 x 3 x 8-1/4")
Net weight	2.9 - 3.4 kg (6.4 - 7.4 lbs.)
Power supply cord	2.5 m (8.2 ft)

AVT



Side handle, Depth gauge, Bit grease (country-specific), Dust cup (country-specific), Bull point (country-specific), Cold chisel (country-specific)

HR2630T

Combination Hammer

26 mm (1") 2.4 J Combination Hammer, SDS-PLUS, Quick Change Chuck



Continuous rating Input	800W
Impact energy	EPTA-Procedure 05/2009: 2.4 J
Capacity	Concrete: 26 mm (1") Steel: 13 mm (1/2") / Wood: 32 mm (1-1/4") Wood (Self-feed bit): 32 mm (1-1/4") Diamond core bit: 80 mm (3-1/8") Masonry: 26 mm (1")
Chuck capacity	1.5 - 13 mm (1/16 - 1/2")
Blows per minute (BPM)	0 - 4,600
No Load Speed (RPM)	0 - 1,200
Dimensions (L x W x H)	385 x 77 x 209 mm (15-1/8 x 3 x 8-1/4")
Net weight	3.1 - 3.5 kg (6.6 - 7.7 lbs.)
Power supply cord	2.5 m (8.2 ft)

AVT



Quick change drill chuck

Side handle, Depth gauge, Quick change drill chuck, Bit grease (country-specific), Dust cup (country-specific), Bull point (country-specific), Scaling chisel (country-specific), Cold chisel (country-specific)

HR2630

Combination Hammer

26 mm (1") 2.4 J Combination Hammer, SDS-PLUS



Continuous rating Input	800W
Impact energy	EPTA-Procedure 05/2009: 2.4 J
Capacity	Concrete: 26 mm (1") Steel: 13 mm (1/2") / Wood: 32 mm (1-1/4") Wood (Self-feed bit): 32 mm (1-1/4") Diamond core bit: 80 mm (3-1/8") Masonry: 26 mm (1")
Chuck capacity	1.5 - 13 mm (1/16 - 1/2")
Blows per minute (BPM)	0 - 4,600
No Load Speed (RPM)	0 - 1,200
Dimensions (L x W x H)	385 x 77 x 209 mm (15-1/8 x 3 x 8-1/4")
Net weight	2.8 - 3.4 kg (6.3 - 7.2 lbs.)
Power supply cord	2.5 m (8.2 ft)



Side handle, Depth gauge, Bit grease (country-specific), Dust cup (country-specific), Bull point (country-specific), Scaling chisel (country-specific), Cold chisel (country-specific)

HR2601

Rotary Hammer

26 mm (1") 2.4 J AVT Rotary Hammer, SDS-PLUS



Continuous rating Input	800W
Impact energy	EPTA-Procedure 05/2009: 2.4 J
Capacity	Concrete (w/TCT bit): 26 mm (1") Concrete (w/ Diamond core bit): 80 mm (3-1/8") Steel: 13 mm (1/2") / Wood: 32 mm (1-1/4") Masonry: 26 mm (1") Wood (Self-feed bit): 32 mm (1-1/4")
Chuck capacity	1.5 - 13 mm (1/16 - 1/2")
Blows per minute (BPM)	0 - 4,600
No Load Speed (RPM)	0 - 1,200
Dimensions (L x W x H)	361 x 77 x 209 mm (14-1/4 x 3 x 8-1/4")
Net weight	3.1 - 3.6 kg (6.9 - 7.8 lbs.)
Power supply cord	2.5 m (8.2 ft)

AVT



Side grip, Depth gauge

HR2600

Rotary Hammer

26 mm (1") 2.4 J Rotary Hammer, SDS-PLUS



Continuous rating Input	800W
Impact energy	EPTA-Procedure 05/2009: 2.4 J
Capacity	Concrete (w/TCT bit): 26 mm (1") Concrete (w/ Diamond core bit): 80 mm (3-1/8") Steel: 13 mm (1/2") / Wood: 32 mm (1-1/4") Masonry: 26 mm (1") Wood (Self-feed bit): 32 mm (1-1/4")
Chuck capacity	1.5 - 13 mm (1/16 - 1/2")
Blows per minute (BPM)	0 - 4,600
No Load Speed (RPM)	0 - 1,200
Dimensions (L x W x H)	361 x 77 x 209 mm (14-1/4 x 3 x 8-1/4")
Net weight	3 - 3.4 kg (6.5 - 7.5 lbs.)
Power supply cord	2.5 m (8.2 ft)



Side grip, Depth gauge

HR2653T

Combination Hammer with Self Dust Collection

26 mm (1") 2.2 J AVT Combination Hammer with HEPA Self Dust Collection, SDS-PLUS, Quick Change Chuck



Continuous rating Input	800W
Impact energy	EPTA-Procedure 05/2009: 2.2 J
Capacity	Concrete: 26 mm (1") / Steel: 13 mm (1/2") Wood: 32 mm (1-1/4") Wood (Self-feed bit): 32 mm (1-1/4") Masonry: 26 mm (1") Wood (Auger bit): 32 mm (1-1/4") Diamond core bit: 80 mm (3-1/8")
Chuck capacity	1.5 - 13 mm (1/16 - 1/2")
Blows per minute (BPM)	0 - 4,600
No Load Speed (RPM)	0 - 1,200
Sound Pressure Level	92 dB(A)
Net weight	3.2 - 4.5 kg (7.2 - 9.9 lbs.)
Power supply cord	2.5 m (8.2 ft)

AVT



Quick change drill chuck

Side grip, Depth gauge, Sealing cap

Hammer drilling/Chiselling

HR2653

Combination Hammer with Self Dust Collection

26 mm (1") 2.2 J AVT Combination Hammer with HEPA Self Dust Collection, SDS-PLUS



Continuous rating Input	800W
Impact energy	EPTA-Procedure 05/2009: 2.2 J
Capacity	Concrete: 26 mm (1") / Steel: 13 mm (1/2") Wood: 32 mm (1-1/4") Wood (Self-feed bit): 32 mm (1-1/4") Masonry: 26 mm (1") / Wood (Auger bit): 32 mm (1-1/4") Diamond core bit: 80 mm (3-1/8")
Chuck capacity	1.5 - 13 mm (1/16 - 1/2")
Blows per minute (BPM)	0 - 4,600
No Load Speed (RPM)	0 - 1,200
Sound Pressure Level	92 dB(A)
Net weight	3.1 - 4.3 kg (6.9 - 9.6 lbs.)
Power supply cord	2.5 m (8.2 ft)

AVT



Side grip, Depth gauge, Sealing cap

HR2652

Combination Hammer with Self Dust Collection

26 mm (1") 2.2 J Combination Hammer with HEPA Self Dust Collection, SDS-PLUS



Continuous rating Input	800W
Impact energy	EPTA-Procedure 05/2009: 2.2 J
Capacity	Concrete: 26 mm (1") / Steel: 13 mm (1/2") Wood: 32 mm (1-1/4") Wood (Self-feed bit): 32 mm (1-1/4") Masonry: 26 mm (1") / Wood (Auger bit): 32 mm (1-1/4") Diamond core bit: 80 mm (3-1/8")
Chuck capacity	1.5 - 13 mm (1/16 - 1/2")
Blows per minute (BPM)	0 - 4,600
No Load Speed (RPM)	0 - 1,200
Sound Pressure Level	91 dB(A)
Net weight	3 - 4.3 kg (6.7 - 9.4 lbs.)
Power supply cord	2.5 m (8.2 ft)

AVT



Side grip, Depth gauge, Sealing cap

HR2663

Combination Hammer with Self Dust Collection

26 mm (1") 2.2 J AVT D-Handle Combination Hammer with HEPA Self Dust Collection, SDS-PLUS



Continuous rating Input	800W
Impact energy	EPTA-Procedure 05/2009: 2.2 J
Capacity	Concrete: 26 mm (1") / Steel: 13 mm (1/2") Wood: 32 mm (1-1/4") Wood (Self-feed bit): 32 mm (1-1/4") Masonry: 26 mm (1") / Wood (Auger bit): 32 mm (1-1/4") Diamond core bit: 80 mm (3-1/8")
Chuck capacity	1.5 - 13 mm (1/16 - 1/2")
Blows per minute (BPM)	0 - 4,500
No Load Speed (RPM)	0 - 1,100
Sound Pressure Level	90 dB(A)
Net weight	3.3 - 4.6 kg (7.3 - 10.0 lbs.)
Power supply cord	2.5 m (8.2 ft)

AVT



Side grip, Depth gauge, Sealing cap

HR2470FT

Combination Hammer

24 mm (15/16") 2.4 J Combination Hammer, SDS-PLUS, Quick Change Chuck, LED Light



Continuous rating Input	780W
Impact energy	EPTA-Procedure 05/2009: 2.4 J
Capacity	Concrete: 24 mm (15/16") Steel: 13 mm (1/2") / Wood: 32 mm (1-1/4") Wood (Self-feed bit): 32 mm (1-1/4") Diamond core bit: 65 mm (2-9/16") Masonry: 24 mm (15/16")
Chuck capacity	1.5 - 13 mm (1/16 - 1/2")
Blows per minute (BPM)	0 - 4,500
No Load Speed (RPM)	0 - 1,100
Dimensions (L x W x H)	394 x 84 x 214 mm (15-1/2 x 3-5/16 x 8-3/8")
Net weight	3 - 3.3 kg (6.7 - 7.3 lbs.)
Power supply cord	4.0 m (13.1 ft)



Quick change drill chuck



Side handle, Depth gauge, Quick change drill chuck, Bull point (country-specific)

HR2470T

Combination Hammer

24 mm (15/16") 2.4 J Combination Hammer, SDS-PLUS, Quick Change Chuck



Continuous rating Input	780W
Impact energy	EPTA-Procedure 05/2009: 2.4 J
Capacity	Concrete: 24 mm (15/16") Steel: 13 mm (1/2") / Wood: 32 mm (1-1/4") Wood (Self-feed bit): 32 mm (1-1/4") Diamond core bit: 65 mm (2-9/16") Masonry: 24 mm (15/16")
Chuck capacity	1.5 - 13 mm (1/16 - 1/2")
Blows per minute (BPM)	0 - 4,500
No Load Speed (RPM)	0 - 1,100
Dimensions (L x W x H)	394 x 84 x 214 mm (15-1/2 x 3-5/16 x 8-3/8")
Net weight	3 - 3.3 kg (6.7 - 7.3 lbs.)
Power supply cord	4.0 m (13.1 ft)



Quick change drill chuck



Side handle, Depth gauge, Quick change drill chuck, Scaling chisel (country-specific)

HR2470F

Combination Hammer

24 mm (15/16") 2.4 J Combination Hammer, SDS-PLUS, LED Job Light



Continuous rating Input	780W
Impact energy	EPTA-Procedure 05/2009: 2.4 J
Capacity	Concrete: 24 mm (15/16") Steel: 13 mm (1/2") / Wood: 32 mm (1-1/4") Wood (Self-feed bit): 32 mm (1-1/4") Diamond core bit: 65 mm (2-9/16") Masonry: 24 mm (15/16")
Chuck capacity	1.5 - 13 mm (1/16 - 1/2")
Blows per minute (BPM)	0 - 4,500
No Load Speed (RPM)	0 - 1,100
Dimensions (L x W x H)	370 x 84 x 214 mm (14-1/4 x 3-5/16 x 8-3/8")
Net weight	2.9 - 3.3 kg (6.4 - 7.3 lbs.)
Power supply cord	4.0 m (13.1 ft)



Side handle, Depth gauge, Bull point (country-specific)

HR2470

Combination Hammer

24 mm (15/16") 2.4 J Combination Hammer, SDS-PLUS



Continuous rating Input	780W
Impact energy	EPTA-Procedure 05/2009: 2.4 J
Capacity	Concrete: 24 mm (15/16") Steel: 13 mm (1/2") / Wood: 32 mm (1-1/4") Wood (Self-feed bit): 32 mm (1-1/4") Diamond core bit: 65 mm (2-9/16") Masonry: 24 mm (15/16")
Chuck capacity	1.5 - 13 mm (1/16 - 1/2")
Blows per minute (BPM)	0 - 4,500
No Load Speed (RPM)	0 - 1,100
Dimensions (L x W x H)	370 x 84 x 214 mm (14-1/4 x 3-5/16 x 8-3/8")
Net weight	2.9 - 3.3 kg (6.4 - 7.3 lbs.)
Power supply cord	4.0 m (13.1 ft)



Side handle, Depth gauge, Bull point (country-specific), Scaling chisel (country-specific), Cold chisel (country-specific)

HR2460

Rotary Hammer

24 mm (15/16") 2.4 J Rotary Hammer, SDS-PLUS



Continuous rating Input	780W
Impact energy	EPTA-Procedure 05/2009: 2.4 J
Capacity	Concrete: 24 mm (15/16") Steel: 13 mm (1/2") Wood: 32 mm (1-1/4") Masonry: 24 mm (15/16") Wood (Self-feed bit): 32 mm (1-1/4")
Chuck capacity	1.5 - 13 mm (1/16 - 1/2")
Blows per minute (BPM)	0 - 4,500
No Load Speed (RPM)	0 - 1,100
Dimensions (L x W x H)	362 x 84 x 214 mm (14-1/4 x 3-5/16 x 8-3/8")
Net weight	2.8 - 3.2 kg (6.1 - 7 lbs.)
Power supply cord	2.5 m (8.2 ft)



Side grip, Depth gauge

Hammer drilling/Chiselling

HR2475

Combination Hammer

24 mm (15/16") 2.3 J D-Handle Combination Hammer, SDS-PLUS



Continuous rating Input	780W
Impact energy	EPTA-Procedure 05/2009: 2.3 J
Capacity	Concrete: 24 mm (15/16") Steel: 13 mm (1/2") / Wood: 32 mm (1-1/4")
	Wood (Self-feed bit): 32 mm (1-1/4") Diamond core bit: 65 mm (2-9/16") Masonry: 24 mm (15/16")
Chuck capacity	1.5 - 13 mm (1/16 - 1/2")
Blows per minute (BPM)	0 - 4,500
No Load Speed (RPM)	0 - 1,100
Dimensions (L x W x H)	429 x 84 x 158 mm (16-7/8 x 3-5/16 x 6-1/4")
Net weight	3 - 3.4 kg (6.6 - 7.6 lbs.)
Power supply cord	4.0 m (13.1 ft)



Side handle, Depth gauge

HR2320T

Combination Hammer

23 mm (7/8") 2.3 J Combination Hammer, SDS-PLUS, Quick Change Drill Chuck



Continuous rating Input	720W
Impact energy	EPTA-Procedure 05/2009: 2.3 J
Capacity	Concrete: 23 mm (7/8") Steel: 13 mm (1/2") / Wood: 32 mm (1-1/4")
	Wood (Self-feed bit): 32 mm (1-1/4") Diamond core bit: 70 mm (2-3/4") Masonry: 23 mm (7/8")
Chuck capacity	1.5 - 13 mm (1/16 - 1/2")
Blows per minute (BPM)	0 - 4,600
No Load Speed (RPM)	0 - 1,200
Dimensions (L x W x H)	380 x 77 x 209 mm (15 x 3 x 8-1/4")
Net weight	2.9 - 3.2 kg (6.4 - 7 lbs.)
Power supply cord	2.5 m (8.2 ft)



Quick change drill chuck, Side grip, Depth gauge

HR2300

Rotary Hammer

23 mm (7/8") 2.3 J Rotary Hammer, SDS-PLUS



Continuous rating Input	720W
Impact energy	EPTA-Procedure 05/2009: 2.3 J
Capacity	Concrete (w/ TCT bit): 23 mm (7/8") Concrete (w/ Diamond core bit): 70 mm (2-3/4") Steel: 13 mm (1/2") / Wood: 32 mm (1-1/4") Masonry: 23 mm (7/8")
	Wood (Self-feed bit): 32 mm (1-1/4")
Chuck capacity	1.5 - 13 mm (1/16 - 1/2")
Blows per minute (BPM)	0 - 4,600
No Load Speed (RPM)	0 - 1,200
Dimensions (L x W x H)	356 x 77 x 209 mm (14 x 3 x 8-1/4")
Net weight	2.7 - 3.1 kg (5.9 - 6.9 lbs.)
Power supply cord	2.5 m (8.2 ft)



Side grip, Depth gauge

HR2230

Rotary Hammer

22 mm (7/8") 2.2 J Rotary Hammer, SDS-PLUS



Continuous rating Input	710W
Impact energy	EPTA-Procedure 05/2009: 2.2 J
Capacity	Concrete (w/ TCT bit): 22 mm (7/8") Concrete (w/ Diamond core bit): 65 mm (2-9/16") Steel: 13 mm (1/2") / Wood: 32 mm (1-1/4") Masonry: 22 mm (7/8")
	Wood (Self-feed bit): 32 mm (1-1/4")
Chuck capacity	1.5 - 13 mm (1/16 - 1/2")
Blows per minute (BPM)	0 - 4,050
No Load Speed (RPM)	0 - 1,050
Dimensions (L x W x H)	357 x 84 x 214 mm (14 x 3 x 8-3/8")
Net weight	2.6 - 3.1 kg (5.8 - 6.8 lbs.)
Power supply cord	2.5 m (8.2 ft)



Side grip, Depth gauge

HR1841F

Rotary Hammer

18 mm (11/16") 1.4 J AVT Rotary Hammer, SDS-PLUS, LED Job Light



Continuous rating Input	470W
Impact energy	EPTA-Procedure 05/2009: 1.4 J
Capacity	Concrete: 18 mm (11/16") Steel: 13 mm (1/2") Wood: 24 mm (15/16") Masonry: 18 mm (11/16")
Chuck capacity	1.5 - 13 mm (1/16 - 1/2")
Blows per minute (BPM)	0 - 4,800
No Load Speed (RPM)	0 - 2,100
Dimensions (L x W x H)	285 x 75 x 208 mm (11-1/4 x 3 x 8-3/16")
Net weight	2 - 2.5 kg (4.5 - 5.4 lbs.)
Power supply cord	2.5 m (8.2 ft)



Dust cup (country-specific), Side grip, Depth gauge

HR1840

Rotary Hammer

18 mm (11/16") 1.4 J Rotary Hammer, SDS-PLUS





Continuous rating Input	470W
Impact energy	EPTA-Procedure 05/2009: 1.4 J
Capacity	Concrete: 18 mm (11/16") Steel: 13 mm (1/2") Wood: 24 mm (15/16") Masonry: 18 mm (11/16")
Chuck capacity	1.5 - 13 mm (1/16 - 1/2")
Blows per minute (BPM)	0 - 4,800
No Load Speed (RPM)	0 - 2,100
Dimensions (L x W x H)	285 x 75 x 208 mm (11-1/4 x 3 x 8-3/16")
Net weight	2 - 2.4 kg (4.3 - 5.3 lbs.)
Power supply cord	2.5 m (8.2 ft)








































Dust cup (country-specific), Side grip, Depth gauge





Compatibility list between Model and Drill Bit




 Adapted for SDS-MAX bits
 Adapted for SDS-PLUS bits

 Compatible size range of TCT Drill Bit
 Recommended size range of Drill Bit
 Compatible size range of Core Bit












































Capacity	Bit	Model No.	Battery	0 5 10 15 20 25 30 40 50 60 70 80 90 100 110 120 130 140 150 160																		
				[Scale for bit size ranges]																		
14 mm		HR140D 	12V max	3.2-14 3.2-10																	Diamond Core Bit/Core Bit not recommended	
16 mm		HR166D 	12V max	3.2-16 3.2-10																	Diamond Core Bit/Core Bit not recommended	
16 mm		DHR165 	18V	3.2-16 3.2-10																	35	Diamond Core Bit (Dry Type): 32 mm
17 mm		DHR171 	18V	3.2-17 3.2-10																		Diamond Core Bit/Core Bit not recommended
18 mm		DHR182 	18V	3.2-18 3.2-10																	35	Diamond Core Bit (Dry Type): 32 mm
18 mm		DHR183 	18V	3.2-18 3.2-10																		Diamond Core Bit/Core Bit not recommended
20 mm		DHR202 	18V	3.2-20 4-12																	35-54	Diamond Core Bit (Dry Type): 32 mm
20 mm		DHR241 	18V	3.2-20 4-12																	35-54	Diamond Core Bit (Dry Type): 32 mm
24 mm		DHR242 / DHR243 	18V	3.2-24 4-16																	35-54	Diamond Core Bit (Dry Type): 32~65 mm
26 mm		DHR263 / DHR264 	18V x2	3.2-26 4-18																	35-54	Diamond Core Bit (Dry Type): 32~65 mm
28 mm		DHR280 / DHR281 / DHR282 / DHR283 	18V x2	3.2-28 6-20																	35-54	Diamond Core Bit (Dry Type): 32~65 mm
28 mm		HR001G / HR002G / HR003G / HR004G 	40V max	3.2-28 6-20																	35-54	Diamond Core Bit (Dry Type): 32~65 mm
28 mm		HR007G 	40V max	3.2-28 6-20																	35-54	Diamond Core Bit (Dry Type): 32~65 mm
30 mm		HR008G / HR009G 	40V max	6-30 8-22																	35-80	Diamond Core Bit (Dry Type): 32~80 mm
40 mm		DHR400 	18V x2	10-40 16-35 20-105																		
40 mm		HR005G 	40V max	10-40 16-35 20-105																		
52 mm		HR006G 	40V max x2	19-52 25-45 20-160																		

Compatibility list between Model and Drill Bit

 Adapted for SDS-MAX bits
 Adapted for SDS-PLUS bits

 Compatible size range of TCT Drill Bit
 Recommended size range of Drill Bit
 Compatible size range of Core Bit

Hammerdrilling/Chiselling

Capacity	Bit	Model No.	Powered	0 5 10 15 20 25 30 40 50 60 70 80 90 100 110 120 130 140 150 160																	
				[Scale with tick marks every 5 units from 0 to 160]																	
18 mm		HR1841F / HR1840 	AC	<div style="display: flex; justify-content: space-between;"> 3.2-18 3.2-10 35 </div>																	Diamond Core Bit (Dry Type): 32~65 mm
22 mm		HR2230 	AC	<div style="display: flex; justify-content: space-between;"> 3.2-22 4-14 35-54 </div>																	Diamond Core Bit (Dry Type): 32~65 mm
23 mm		HR2320T 	AC	<div style="display: flex; justify-content: space-between;"> 3.2-23 4-15 35-68 </div>																	Diamond Core Bit (Dry Type): 32~70 mm
23 mm		HR2300 	AC	<div style="display: flex; justify-content: space-between;"> 3.2-23 4-15 35-68 </div>																	Diamond Core Bit (Dry Type): 32~70 mm
24 mm		HR2460 / HR2470 / HR2470F / HR2470T / HR2470FT 	AC	<div style="display: flex; justify-content: space-between;"> 3.2-24 4-16 35-54 </div>																	Diamond Core Bit (Dry Type): 32~65 mm
24 mm		HR2475 	AC	<div style="display: flex; justify-content: space-between;"> 3.2-24 4-16 35-54 </div>																	Diamond Core Bit (Dry Type): 32~65 mm
26 mm		HR2641 	AC	<div style="display: flex; justify-content: space-between;"> 3.2-26 4-18 35-68 </div>																	Diamond Core Bit (Dry Type): 32~80 mm
26 mm		HR2630 / HR2631F / HR2630T / HR2631FT 	AC	<div style="display: flex; justify-content: space-between;"> 3.2-26 4-18 35-68 </div>																	Diamond Core Bit (Dry Type): 32~80 mm
26 mm		HR2600 / HR2601 	AC	<div style="display: flex; justify-content: space-between;"> 3.2-26 4-18 35-68 </div>																	Diamond Core Bit (Dry Type): 32~80 mm
26 mm		HR2652 / HR2653 / HR2653T / HR2663 	AC	<div style="display: flex; justify-content: space-between;"> 3.2-26 4-18 35-68 </div>																	Diamond Core Bit (Dry Type): 32~80 mm
28 mm		HR2800 / HR2810 / HR2810T / HR2811F / HR2811FT 	AC	<div style="display: flex; justify-content: space-between;"> 3.2-28 6-20 35-80 </div>																	Diamond Core Bit (Dry Type): 32~80 mm
30 mm		HR3001C / HR3011FC / HR3012FC 	AC	<div style="display: flex; justify-content: space-between;"> 6-30 8-22 35-80 </div>																	Diamond Core Bit (Dry Type): 32~80 mm
32 mm		HR3210C / HR3210FCT / HR3200C 	AC	<div style="display: flex; justify-content: space-between;"> 4-32 10-20 35-90 </div>																	Diamond Core Bit (Dry Type): 32~90 mm
35 mm		HR3530 	AC	<div style="display: flex; justify-content: space-between;"> 10-35 12-25 25-105 </div>																	
35 mm		HR3540C / HR3541FC 	AC	<div style="display: flex; justify-content: space-between;"> 10-35 10-22 25-90 </div>																	
40 mm	 	HR4041C 	AC	<div style="display: flex; justify-content: space-between;"> 10-40 22-35 25-118 </div>																	
40 mm		HR4030C 	AC	<div style="display: flex; justify-content: space-between;"> 10-40 22-35 25-118 </div>																	
40 mm		HR4013C / HR4003C 	AC	<div style="display: flex; justify-content: space-between;"> 10-40 16-35 20-105 </div>																	
40 mm		HR4002 	AC	<div style="display: flex; justify-content: space-between;"> 10-40 16-32 20-105 </div>																	
45 mm		HR4511C / HR4510C / HR4501C 	AC	<div style="display: flex; justify-content: space-between;"> 10-45 22-40 20-125 </div>																	
52 mm		HR5212C / HR5202C 	AC	<div style="display: flex; justify-content: space-between;"> 19-52 25-45 20-160 </div>																	

Comparison List

Model No.	Powerd	Capacity / Concrete (mm)	Impact energy (EPTA-Procedure 05/2009)	Type	Net weight (kg)	AVT	Soft No load	Built-in Job Light	Quick change
Cordless Rotary Hammer / Cordless Combination Hammer									
SDS-MAX Shank									
HR006G	40Vmax x2	52	21.4	Rotary	12.9 - 14.3 kg (28.4 - 31.5 lbs.)	●	●	●	-
HR005G	40Vmax	40	8	Rotary	7.4 - 8.2 kg (16.3 - 18.1 lbs.)	●	●	●	-
DHR400	18V x2	40	8	Rotary	7.3 - 8.1 kg (16.1 - 17.9 lbs.)	●	●	●	-
SDS-PLUS Shank									
HR009G	40Vmax	30	3.9	Combination	5.3 - 6.7 kg (11.7 - 14.8 lbs.)	●	-	●	●
HR008G	40Vmax	30	3.9	Combination	5.2 - 6.8 kg (11.5 - 15.0 lbs.)	●	-	●	-
HR002G	40Vmax	28	2.9	Combination	4.1 - 4.6 kg (9.0 - 10.1 lbs.)	●	●	●	●
HR001G	40Vmax	28	2.8	Combination	3.9 - 4.6 kg (8.6 - 10.1 lbs.)	●	●	●	-
HR004G	40Vmax	28	2.9	Combination	4.0 - 4.5 kg (8.8 - 9.9 lbs.)	●	-	●	●
HR003G	40Vmax	28	2.8	Combination	3.9 - 4.6 kg (8.6 - 10.1 lbs.)	●	-	●	-
HR007G	40Vmax	28	3	Combination	3.8 - 4.8 kg (8.4 - 10.6 lbs.)	●	-	●	-
HR010G	40Vmax	20	2	Combination	2.9 - 4.5 kg (6.4 - 9.9 lbs.)	●	-	●	-
DHR283	18V x2	28	2.9	Combination	4.0 - 4.9 kg (8.8 - 10.8 lbs.)	●	●	●	●
DHR282	18V x2	28	2.8	Combination	3.9 - 5.0 kg (8.6 - 11.0 lbs.)	●	●	●	-
DHR281	18V x2	28	2.9	Combination	4.0 - 4.9 kg (8.8 - 10.8 lbs.)	●	●	●	●
DHR280	18V x2	28	2.8	Combination	3.8 - 4.9 kg (8.4 - 10.8 lbs.)	●	●	●	-
DHR264	18V x2	26	2.5	Combination	4.2 - 5.1 kg (9.2 - 11.2 lbs.)	-	-	●	●
DHR263	18V x2	26	2.5	Combination	4.1 - 5.1 kg (9 - 11.3 lbs.)	-	-	●	-
DHR243	18V	24	2	Combination	3.2 - 3.7 kg (6.9 - 8.3 lbs.)	-	-	-	●
DHR242	18V	24	2	Combination	3.1 - 3.8 kg (6.7 - 8.4 lbs.)	-	-	-	-
DHR241	18V	20	1.9	Combination	3.2 - 4 kg (7.1 - 8.8 lbs.)	-	-	-	-
DHR202	18V	20	2	Combination	3.2 - 4 kg (7.1 - 8.8 lbs.)	-	-	●	-
DHR183	18V	18	1.7	Rotary	1.9 - 2.9 kg (4.2 - 6.4 lbs.)	●	-	●	-
DHR182	18V	18	1.7	Combination	2.4 - 3.2 kg (5.3 - 7.0 lbs.)	●	-	●	-
DHR171	18V	17	1.2	Rotary	2.1 - 2.8 kg (4.6 - 6.2 lbs.)	-	-	●	-
DHR165	18V	16	1.3	Rotary	2.3 - 3 kg (5 - 6.6 lbs.)	-	-	●	-
HR166D	12Vmax	16	1.1	Rotary	1.8 - 2.4 kg (4.1 - 5.4 lbs.)	-	-	●	-
HR140D	12Vmax	14	1	Rotary	1.9 - 2.6 kg (4.3 - 5.6 lbs.)	-	-	●	-

*with Dust Extraction

Comparison List

Model No.	Capacity (mm)	Continuous rating Input (W)	Impact energy (EPTA-Procedure 05/2009)	Type	Net weight (kg)	AVT	Soft No load	Built-in Job Light	Quick change
Rotary Hammer / Combination Hammer									
SDS-MAX Shank									
HR5212C	52	1,510	20	Rotary	11.9 - 12.0 kg (26.2 - 26.5 lbs)	●	●	-	-
HR5202C	52	1,510	19.1	Rotary	10.9 - 11.1 kg (24.1 - 24.4 lbs)	-	-	-	-
HR4511C	45	1,350	9.4	Rotary	9.0 - 9.1 kg (19.8 - 20.1 lbs)	●	-	-	-
HR4510C	45	1,350	9.4	Rotary	8.9 - 9.0 kg (19.5 - 19.9 lbs)	●	-	-	-
HR4501C	45	1,350	10.1	Rotary	8.2 - 8.4 kg (18.1 - 18.5 lbs)	-	-	-	-
HR4003C	40	1,100	8.3	Rotary	6.2 - 6.4 kg (13.7 - 14.1 lbs)	-	-	-	-
HR4013C	40	1,100	8	Rotary	6.8 - 6.9 kg (14.9 - 15.3 lbs)	●	●	-	-
HR4002	40	1,050	6.1	Rotary	6.6 - 6.8 kg (14.6 - 15.0 lbs)	-	-	-	-
HR3541FC	35	850	5.7	Combination	5.6 - 5.7 kg (12.3 - 12.6 lbs)	●	-	●	-
HR3540C	35	850	5.6	Combination	5.2 - 5.3 kg (11.4 - 11.6 lbs)	-	-	-	-
SDS-PLUS Shank									
HR3210FCT	32	850	4.9	Combination	5.4 - 5.6 kg (11.9 - 12.3 lbs)	●	-	●	●
HR3210C	32	850	5	Combination	5.2 - 5.6 kg (11.4 - 12.4 lbs)	●	-	-	-
HR3200C	32	850	5.1	Combination	4.8 - 5.2 kg (10.5 - 11.5 lbs)	-	-	-	-
HR3012FC	30	1,050	3.9	Combination	4.5 - 4.7 kg (9.9 - 10.4 lbs.)	●	-	●	●
HR3011FC	30	1,050	3.9	Combination	4.4 - 4.8 kg (9.7 - 10.6 lbs.)	●	-	●	-
HR3001C	30	1,050	3.9	Combination	4.1 - 4.5 kg (9.0 - 9.9 lbs.)	-	-	-	-
HR2811FT	28	800	2.9	Combination	3.6 - 3.9 kg (8.0 - 8.6 lbs)	-	-	●	●
HR2811F	28	800	2.8	Combination	3.5 - 3.9 kg (7.7 - 8.7 lbs)	-	-	●	-
HR2810T	28	800	2.9	Combination	3.5 - 3.8 kg (7.8 - 8.4 lbs)	-	-	-	●
HR2810	28	800	2.8	Combination	3.4 - 3.8 kg (7.5 - 8.5 lbs)	-	-	-	-
HR2800	28	800	2.8	Rotary	3.4 - 3.8 kg (7.4 - 8.4 lbs)	-	-	-	-
HR2641(D handle)	26	800	2.4	Combination	3.1 - 3.5 kg (6.8 - 7.8 lbs)	●	-	-	-
HR2631FT	26	800	2.4	Combination	3.1 - 3.6 kg (6.8 - 7.9 lbs)	●	-	●	●
HR2631F	26	800	2.4	Combination	2.9 - 3.4 kg (6.4 - 7.4 lbs)	●	-	●	-
HR2630T	26	800	2.4	Combination	3.0 - 3.5 kg (6.6 - 7.7 lbs)	-	-	-	●
HR2630	26	800	2.4	Combination	2.8 - 3.3 kg (6.3 - 7.2 lbs)	-	-	-	-
HR2601	26	800	2.4	Rotary	3.1 - 3.6 kg (6.9 - 7.8 lbs)	●	-	-	-
HR2600	26	800	2.4	Rotary	3.0 - 3.4 kg (6.5 - 7.5 lbs)	-	-	-	-
HR2653T	26	800	2.2	Combination	3.2 - 4.5 kg (7.2 - 9.9 lbs.)	●	-	-	●
HR2653	26	800	2.2	Combination	3.1 - 4.3 kg (6.9 - 9.6 lbs.)	●	-	-	-
HR2652	26	800	2.2	Combination	3.0 - 4.3 kg (6.7 - 9.4 lbs.)	-	-	-	-
HR2663(D handle)	26	800	2.2	Combination	3.3 - 4.6 kg (7.3 - 10.0 lbs.)	●	-	-	-
HR2470FT	24	780	2.4	Combination	3.0 - 3.3 kg (6.7 - 7.3 lbs)	-	-	●	●
HR2470T	24	780	2.4	Combination	3.0 - 3.3 kg (6.7 - 7.3 lbs)	-	-	-	●
HR2470F / HR2470	24	780	2.4	Combination	2.9 - 3.3 kg (6.4 - 7.3 lbs)	-	-	● / -	-
HR2460	24	780	2.4	Rotary	2.8 - 3.2 kg (6.1 - 7 lbs.)	-	-	-	-
HR2475(D handle)	24	780	2.3	Combination	3.0 - 3.4 kg (6.6 - 7.6 lbs)	-	-	-	-
HR2320T	23	720	2.3	Combination	2.9 - 3.2 kg (6.4 - 7.0 lbs)	-	-	-	●
HR2300	23	720	2.3	Rotary	2.7 - 3.1 kg (5.9 - 6.9 lbs)	-	-	-	-
HR2230	22	710	2.2	Rotary	2.6 - 3.1 kg (5.8 - 6.8 lbs)	-	-	-	-
HR1841F / HR1840	18	470	1.4	Rotary	2.0 - 2.5 kg (4.5 - 5.4 lbs) / 2.0 - 2.4 kg (4.5 - 5.3 lbs)	● / -	-	● / -	-
17mm Hex Shank									
HR4030C	40	1,100	-	Rotary	6.9 kg (15.2 lbs)	-	-	-	-
19mm Hex Shank									
HR3530	35	1,010	-	Rotary	5.8 kg (12.8 lbs)	-	-	-	-
Spline Shank									
HR4041C	40	1,100	-	Rotary	6.7 kg (14.8 lbs)	-	-	-	-

*with Dust Extraction

Hammer drilling/Chiselling

HM002G

Cordless Demolition Hammer

40V max x2

40Vmax X2 (80Vmax) XGT BL AWS AVT SOFT NO LOAD 20.9 J Demolition Hammer, SDS-MAX



Impact energy	EPTA-Procedure 05/2009: 20.9 J
Blows per minute (BPM)	950 - 1,900
Shank diameter	18 mm (11/16")
Dimensions (L x W x H)	w/ BL4020 / BL4025: 574 x 146 x 324 mm (22-5/8 x 5-3/4 x 12-3/4")
	w/ BL4040: 574 x 146 x 324 mm (22-5/8 x 5-3/4 x 12-3/4")
	w/ BL4050F: 574 x 156 x 344 mm (22-5/8 x 6-1/8 x 13-1/2")
Net weight	12.0 - 13.3 kg (26.5 - 29.3 lbs.)

XGT BL AWS AVT SOFT NO LOAD XPT



Bull point (country-specific), Bit grease, Side handle, Wireless unit (country-specific), Wireless unit adapter (country-specific), Cloth, Battery, Charger

HM001G

Cordless Demolition Hammer

40V max

40Vmax XGT BL AWS AVT SOFT NO LOAD 9.4 J Cordless Demolition Hammer, SDS-MAX



Impact energy	EPTA-Procedure 05/2009: 9.4 J
Blows per minute (BPM)	0 - 2,650
Shank diameter	18 mm (11/16")
Dimensions (L x W x H)	w/ BL4020 / BL4025: 481 x 113 x 258 mm (19 x 4-7/16 x 10-1/8")
	w/ BL4040: 496 x 113 x 258 mm (19-1/2 x 4-7/16 x 10-1/8")
	w/ BL4050F: 516 x 113 x 280 mm (20-1/4 x 4-7/16 x 11")
Net weight	6.3 - 7.1 kg (13.9 - 15.7 lbs.)

XGT BL AWS AVT SOFT NO LOAD XPT



Bull point, Bit grease, Side grip (country-specific), Wireless unit (country-specific), Wireless unit adapter (country-specific), Cloth, Battery, Charger

HM1306

Demolition Hammer

21.7 J Demolition Hammer, 30 mm Hex Shank



Continuous rating Input	1,510W
Impact energy	EPTA-Procedure 05/2009: 21.7 J
Blows per minute (BPM)	1,450
Dimensions (L x W x H)	652 x 121 x 231 mm (25-3/4 x 4-3/4 x 9-1/8")
Net weight	15.1 kg (33.3 lbs.)
Power supply cord	5.0 m (16.4 ft)



Bull point, Wrench, Side handle, Oil supply 100 mL

HM1214C

Demolition Hammer

19.9 J AVT SOFT NO LOAD Demolition Hammer, SDS-MAX



Continuous rating Input	1,510W
Impact energy	EPTA-Procedure 05/2009: 19.9 J
Blows per minute (BPM)	950 - 1,900
Dimensions (L x W x H)	700 x 129 x 265 mm (27-1/2 x 5-1/8 x 10-3/8")
Net weight	12.3 kg (27.1 lbs.)
Power supply cord	5.0 m (16.4 ft)

AVT SOFT NO LOAD



Bull point, Bit grease, Side handle

HM1205C

Demolition Hammer

19.1 J Demolition Hammer, SDS-MAX



Continuous rating Input	1,510W
Impact energy	EPTA-Procedure 05/2009: 19.1 J
Blows per minute (BPM)	950 - 1,900
Dimensions (L x W x H)	576 x 128 x 265 mm (22-3/4 x 5 x 10-3/8")
Net weight	9.7 kg (21.5 lbs.)
Power supply cord	5.0 m (16.4 ft)



Bull point, Bit grease, Side handle

HM1203C

Demolition Hammer

19.1 J Demolition Hammer, SDS-MAX



Continuous rating Input	1,510W
Impact energy	EPTA-Procedure 05/2009: 19.1 J
Blows per minute (BPM)	950 - 1,900
Dimensions (L x W x H)	576 x 128 x 265 mm (22-3/4 x 5 x 10-3/8")
Net weight	9.7 kg (21.5 lbs.)
Power supply cord	5.0 m (16.4 ft)



Bull point, Bit grease, Side handle

HM1213C

Demolition Hammer

18.6 J AVT SOFT NO LOAD Demolition Hammer, SDS-MAX



Continuous rating Input	1,510W
Impact energy	EPTA-Procedure 05/2009: 18.6 J
Blows per minute (BPM)	950 - 1,900
Dimensions (L x W x H)	576 x 149 x 265 mm (22-3/4 x 5-7/8 x 10-3/8")
Net weight	10.8 kg (23.7 lbs.)
Power supply cord	5.0 m (16.4 ft)

AVT SOFT NO LOAD



Bull point, Bit grease, Side handle

HM1201

Demolition Hammer

(13.0 J: Makita Standard) Demolition Hammer, 21 mm Hex Shank



Continuous rating Input	1,130W
Blows per minute (BPM)	2,000
Net weight	9.1 kg (20.1 lbs.)
Power supply cord	5.0 m (16.4 ft)



Bull point, Hex wrench, Side grip

Hammer drilling/Chiselling

HM1101C

Demolition Hammer

11.5 J Demolition Hammer, SDS-MAX



Continuous rating Input	1,300W
Impact energy	EPTA-Procedure 05/2009: 11.5 J
Blows per minute (BPM)	1,100 - 2,650
Dimensions (L x W x H)	528 x 115 x 247 mm (20-3/4 x 4-1/2 x 9-3/4")
Net weight	7.2 - 7.3 kg (15.8 - 16.1 lbs.)
Power supply cord	4.0 m (13.1 ft)



Side handle, Bull point, Bit grease, Cleaning cloth

HM1111C

Demolition Hammer

11.2 J AVT SOFT NO LOAD Demolition Hammer, SDS-MAX



Continuous rating Input	1,300W
Impact energy	EPTA-Procedure 05/2009: 11.2 J
Blows per minute (BPM)	1,100 - 2,650
Dimensions (L x W x H)	528 x 126 x 247 mm (20-3/4 x 5 x 9-3/4")
Net weight	7.8 - 8 kg (17.3 - 17.6 lbs.)
Power supply cord	4.0 m (13.1 ft)

AVT SOFT NO LOAD



Side handle, Bull point, Bit grease, Cleaning cloth

HM0830

Demolition Hammer

(8.3 J: Makita Standard) Demolition Hammer, 17 mm Hex Shank



Continuous rating Input	1,010W
Blows per minute (BPM)	2,700
Dimensions (L x W x H)	390 x 98 x 209 mm (15-3/8 x 3-7/8 x 8-1/4")
Net weight	4.9 kg (10.7 lbs.)
Power supply cord	5.0 m (16.4 ft)



Bull point, Hex wrench, Side grip

HM0871C

Demolition Hammer

8.1 J AVT SOFT NO LOAD Demolition Hammer, SDS-MAX



Continuous rating Input	1,100W
Impact energy	EPTA-Procedure 05/2009: 8.1 J
Blows per minute (BPM)	1,100 - 2,650
Dimensions (L x W x H)	466 x 116 x 230 mm (18-3/8 x 4-9/16 x 9")
Net weight	5.6 - 5.8 kg (12.4 - 12.8 lbs.)
Power supply cord	5.0 m (16.4 ft)

AVT SOFT NO LOAD



Bit grease, Side handle

HM0870C

Demolition Hammer

7.6 J Demolition Hammer, SDS-MAX



Continuous rating Input	1,100W
Impact energy	EPTA-Procedure 05/2009: 7.2 J
Blows per minute (BPM)	1,100 - 2,650
Dimensions (L x W x H)	449 x 109 x 230 mm (17-3/4 x 4-1/4 x 9")
Net weight	5.1 - 5.3 kg (11.1 - 11.6 lbs.)
Power supply cord	5.0 m (16.4 ft)



Bit grease, Side handle

HM0810

Demolition Hammer

(7.6 J: Makita Standard) Demolition Hammer, 17 mm Hex Shank



Continuous rating Input	900W
Blows per minute (BPM)	2,900
Net weight	6.7 kg (14.7 lbs.)
Power supply cord	5.0 m (16.4 ft)



Bull point, Hex wrench, Side grip

HM0810T

Demolition Hammer

7.2 J Demolition Hammer, Sliding Chuck, 17 mm Hex shank



Continuous rating Input	900W
Impact energy	EPTA-Procedure 05/2009: 7.2 J
Blows per minute (BPM)	2,900
Net weight	6.3 kg (13.9 lbs.)
Power supply cord	5.0 m (16.4 ft)



Bull point, Hex wrench, Side grip

HM0810B

Demolition Hammer

5.3 J Demolition Hammer, 19 mm Hex Shank



Continuous rating Input	420W
Impact energy	EPTA-Procedure 05/2009: 5.3 J
Blows per minute (BPM)	2,900
Net weight	6.6 kg (14.5 lbs.)
Power supply cord	5.0 m (16.4 ft)



Hex wrench, Side grip

Hammer drilling/Chiselling

HM1812

Electric Breaker

72.8 J AVT SOFT NO LOAD Electric Breaker, 28.6 mm Hex Shank



Continuous rating Input	2,000W
Impact energy	EPTA-Procedure 05/2009: 72.8 J
Blows per minute (BPM)	870
Dimensions (L x W x H)	843 x 210 x 608 mm (33-1/4 x 8-1/4 x 24")
Net weight	31.3 kg (69 lbs.)
Power supply cord	5.0 m (16.4 ft)

AVT SOFT NO LOAD



Bull point, Hex wrench

HM1802

Electric Breaker

71.4 J Electric Breaker, 28.6 mm Hex Shank



Continuous rating Input	2,000W
Impact energy	EPTA-Procedure 05/2009: 71.4 J
Blows per minute (BPM)	870
Dimensions (L x W x H)	843 x 210 x 608 mm (33-1/4 x 8-1/4 x 24")
Net weight	29.4 kg (64.8 lbs.)
Power supply cord	5.0 m (16.4 ft)



Bull point, Hex wrench

HM1511

Electric Breaker

48.9 J AVT SOFT NO LOAD Electric Breaker, 30 mm Hex Shank



Continuous rating Input	1,850W
Impact energy	EPTA-Procedure 05/2009: 48.9 J
Blows per minute (BPM)	1,300
Dimensions (L x W x H)	781 x 130 x 266 mm (30-3/4 x 5-1/8 x 10-1/2")
Net weight	19.2 kg (42.3 lbs.)
Power supply cord	4.0 m (13.1 ft)

AVT SOFT NO LOAD



Side handle, Bull point

HM1501

Electric Breaker

48.1 J Electric Breaker, 30 mm Hex Shank



Continuous rating Input	1,850W
Impact energy	EPTA-Procedure 05/2009: 48.1 J
Blows per minute (BPM)	1,300
Dimensions (L x W x H)	781 x 130 x 266 mm (30-3/4 x 5-1/8 x 10-1/2")
Net weight	18.4 kg (40.6 lbs.)
Power supply cord	4.0 m (13.1 ft)



Side handle, Bull point

HM1512

Electric Breaker

48.5 J AVT SOFT NO LOAD Electric Breaker, 28.6 mm Hex Shank



Continuous rating Input	1,850W
Impact energy	EPTA-Procedure 05/2009: 48.5 J
Blows per minute (BPM)	1,300
Dimensions (L x W x H)	809 x 130 x 266 mm (31-3/4 x 5-1/8 x 10-1/2")
Net weight	20.4 kg (45.0 lbs.)
Power supply cord	4.0 m (13.1 ft)

AVT SOFT NO LOAD



Side handle, Bull point

HM1502

Electric Breaker

49.1 J Electric Breaker, 28.6 mm Hex Shank



Continuous rating Input	1,850W
Impact energy	EPTA-Procedure 05/2009: 49.1 J
Blows per minute (BPM)	1,300
Dimensions (L x W x H)	809 x 130 x 266 mm (31-3/4 x 5-1/8 x 10-1/2")
Net weight	19.7 kg (43.4 lbs.)
Power supply cord	4.0 m (13.1 ft)



Side handle, Bull point

HM1317C

Electric Breaker

25.0 J AVT SOFT NO LOAD Electric Breaker, 30 mm Hex Shank



Continuous rating Input	1,510W
Impact energy	EPTA-Procedure 05/2009: 25 J
Blows per minute (BPM)	730 - 1,450
Dimensions (L x W x H)	715 x 129 x 266 mm (28-1/8 x 5-1/8 x 10-1/2")
Net weight	17 kg (37.5 lbs.)
Power supply cord	5.0 m (16.4 ft)

AVT SOFT NO LOAD



Side handle

HM1307C

Electric Breaker

25.5 J Electric Breaker, 30 mm Hex Shank



Continuous rating Input	1,510W
Impact energy	EPTA-Procedure 05/2009: 25.5 J
Blows per minute (BPM)	730 - 1,450
Dimensions (L x W x H)	715 x 129 x 266 mm (28-1/8 x 5-1/8 x 10-1/2")
Net weight	15.3 kg (33.8 lbs.)
Power supply cord	5.0 m (16.4 ft)



Side handle

Hammer drilling/Chiselling

HM1317CB

Electric Breaker

26.5 J AVT SOFT NO LOAD Electric Breaker, 28.6 mm Hex Shank

Continuous rating Input	1,510W
Impact energy	EPTA-Procedure 05/2009: 26.5 J
Blows per minute (BPM)	730 - 1,450
Dimensions (L x W x H)	824 x 129 x 266 mm (32-1/2 x 5-1/8 x 10-1/2")
Net weight	19 kg (41.9 lbs.)
Power supply cord	5.0 m (16.4 ft)


AVT SOFT
NO LOAD


Side handle

HM1307CB

Electric Breaker

23.6 J Electric Breaker, 28.6 mm Hex Shank

Continuous rating Input	1,510W
Impact energy	EPTA-Procedure 05/2009: 23.6 J
Blows per minute (BPM)	730 - 1,450
Dimensions (L x W x H)	824 x 129 x 266 mm (32-1/2 x 5-1/8 x 10-1/2")
Net weight	17.3 kg (38.2 lbs.)
Power supply cord	5.0 m (16.4 ft)



Side handle

DHK180

Cordless Power Scraper

18V

18V LXT BL AVT Cordless Power Scraper, SDS-PLUS

Impact energy	EPTA-Procedure 05/2009: 3.1 J
Blows per minute (BPM)	0 - 3,200
Max run time (min)	w/ BL1860B: 21
Dimensions (L x W x H)	w/ BL1830B / BL1840B / BL1850B / BL1860B: 368 x 99 x 211 mm (14-1/2 x 3-7/8 x 8-5/16")
Net weight	3.3 - 3.6 kg (7.3 - 7.9 lbs.)


LXT BL AVT XPT


Bull point, Cold chisel (country-specific), Scaling chisel (for tile), Hook, Battery, Charger

HK0500

Power Scraper

1.8 J Power Scraper, SDS-PLUS

Continuous rating Input	550W
Impact energy	EPTA-Procedure 05/2009: 1.8 J
Blows per minute (BPM)	2,000 - 3,500
Overall length	468 mm (18-7/16")
Net weight	3.2 kg (7.1 lbs.)
Power supply cord	5.0 m (16.4 ft)



Scaling chisel

HK1820

Power Scraper

3.1 J Power Scraper, SDS-PLUS

Continuous rating Input	550W
Impact energy	EPTA-Procedure 05/2009: 3.1 J
Blows per minute (BPM)	0 - 3,200
Dimensions (L x W x H)	351 x 102 x 203 mm (13-3/4 x 4 x 8")
Net weight	3.4 kg (7.5 lbs.)
Power supply cord	5.0 m (16.4 ft)



Bull point, Scaling chisel, Scaling chisel (for tile), Hook

HK1810

Power Scraper

1.8 J Power Scraper, Makita Small Shank

Continuous rating Input	505W
Impact energy	EPTA-Procedure 05/2009: 1.8 J
Blows per minute (BPM)	0 - 3,200
Overall length	315 mm (12-3/8")
Net weight	3.2 kg (7.1 lbs.)
Power supply cord	5.0 m (16.4 ft)



Scaling chisel x2, Bull point



Hammer drilling/Chiselling

HP2071F

2-Speed Hammer Drill

20 mm (3/4") 1,010 W 2-Speed Hammer Drill with Keyless Chuck



Continuous rating Input	1,010W
Capacity	Concrete: 20 mm (3/4") Steel Hi: 8 mm (5/16") Steel Lo: 16 mm (5/8") Wood Hi: 25 mm (1") Wood Lo: 40 mm (1-9/16") Wood (Self-feed bit): 120 mm (4-3/4")
Chuck capacity	2.0 - 13 mm (1/16 - 1/2")
Impacts per minute (IPM)	High: 0 - 58,000 / Low: 0 - 24,000
No Load Speed (RPM)	High: 0 - 2,900 / Low: 0 - 1,200
Overall length	362 mm (14-1/4")
Net weight	2.6 kg (5.7 lbs.)
Power supply cord	2.5 m (8.2 ft)



Side grip, Depth rod

HP2071

2-Speed Hammer Drill

20 mm (3/4") 1,010 W 2-Speed Hammer Drill with Keyless Chuck



Continuous rating Input	1,010W
Capacity	Concrete: 20 mm (3/4") Steel Hi: 8 mm (5/16") Steel Lo: 16 mm (5/8") Wood Hi: 25 mm (1") Wood Lo: 40 mm (1-9/16") Wood (Self-feed bit): 120 mm (4-3/4")
Chuck capacity	2.0 - 13 mm (1/16 - 1/2")
Impacts per minute (IPM)	High: 0 - 58,000 / Low: 0 - 24,000
No Load Speed (RPM)	High: 0 - 2,900 / Low: 0 - 1,200
Overall length	362 mm (14-1/4")
Net weight	2.6 kg (5.7 lbs.)
Power supply cord	2.5 m (8.2 ft)



Side grip, Depth rod

HP2070F

2-Speed Hammer Drill

20 mm (3/4") 1,010 W 2-Speed Hammer Drill with Keyed Chuck, LED Job Light



Continuous rating Input	1,010W
Capacity	Concrete: 20 mm (3/4") Steel Hi: 8 mm (5/16") Steel Lo: 16 mm (5/8") Wood Hi: 25 mm (1") Wood Lo: 40 mm (1-9/16") Wood (Self-feed bit): 120 mm (4-3/4")
Chuck capacity	2.0 - 13 mm (1/16 - 1/2")
Impacts per minute (IPM)	High: 0 - 58,000 / Low: 0 - 24,000
No Load Speed (RPM)	High: 0 - 2,900 / Low: 0 - 1,200
Overall length	364 mm (14-3/8")
Net weight	2.6 kg (5.7 lbs.)
Power supply cord	2.5 m (8.2 ft)



Chuck key, Side grip, Depth rod

HP2070

2-Speed Hammer Drill

20 mm (3/4") 1,010 W 2-Speed Hammer Drill with Keyed Chuck



Continuous rating Input	1,010W
Capacity	Concrete: 20 mm (3/4") Steel Hi: 8 mm (5/16") Steel Lo: 16 mm (5/8") Wood Hi: 25 mm (1") Wood Lo: 40 mm (1-9/16") Wood (Self-feed bit): 120 mm (4-3/4")
Chuck capacity	2.0 - 13 mm (1/16 - 1/2")
Impacts per minute (IPM)	High: 0 - 58,000 / Low: 0 - 24,000
No Load Speed (RPM)	High: 0 - 2,900 / Low: 0 - 1,200
Overall length	364 mm (14-3/8")
Net weight	2.6 kg (5.7 lbs.)
Power supply cord	2.5 m (8.2 ft)



Chuck key, Side grip, Depth rod

HP2051F

2-Speed Hammer Drill

20 mm (3/4") 720 W 2-Speed Hammer Drill with Keyless Chuck, LED Job Light



Continuous rating Input	720W
Capacity	Concrete: 20 mm (3/4") Steel Hi: 8 mm (5/16") / Steel Lo: 13 mm (1/2") Wood Hi: 25 mm (1") / Wood Lo: 40 mm (1-9/16") Wood (Self-feed bit): 90 mm (3-1/2")
Chuck capacity	1.5 - 13 mm (1/16 - 1/2")
Impacts per minute (IPM)	High: 0 - 58,000 / Low: 0 - 24,000
No Load Speed (RPM)	High: 0 - 2,900 / Low: 0 - 1,200
Overall length	360 mm (14-1/8")
Net weight	2.5 kg (5.6 lbs.)
Power supply cord	2.5 m (8.2 ft)



Side grip, Depth rod

HP2051

2-Speed Hammer Drill

20 mm (3/4") 720 W 2-Speed Hammer Drill with Keyless Chuck



Continuous rating Input	720W
Capacity	Concrete: 20 mm (3/4") Steel Hi: 8 mm (5/16") / Steel Lo: 13 mm (1/2") Wood Hi: 25 mm (1") / Wood Lo: 40 mm (1-9/16") Wood (Self-feed bit): 90 mm (3-1/2")
Chuck capacity	1.5 - 13 mm (1/16 - 1/2")
Impacts per minute (IPM)	High: 0 - 58,000 / Low: 0 - 24,000
No Load Speed (RPM)	High: 0 - 2,900 / Low: 0 - 1,200
Overall length	360 mm (14-1/8")
Net weight	2.5 kg (5.6 lbs.)
Power supply cord	2.5 m (8.2 ft)



Side grip, Depth rod

HP2050F

2-Speed Hammer Drill

20 mm (3/4") 720 W 2-Speed Hammer Drill with Keyed Chuck, LED Job Light



Continuous rating Input	720W
Capacity	Concrete: 20 mm (3/4") Steel Hi: 8 mm (5/16") Steel Lo: 13 mm (1/2") Wood Hi: 25 mm (1") Wood Lo: 40 mm (1-9/16") Wood (Self-feed bit): 90 mm (3-1/2")
Chuck capacity	1.5 - 13 mm (1/16 - 1/2")
Impacts per minute (IPM)	High: 0 - 58,000 / Low: 0 - 24,000
No Load Speed (RPM)	High: 0 - 2,900 / Low: 0 - 1,200
Overall length	362 mm (14-1/4")
Net weight	2.5 kg (5.6 lbs.)
Power supply cord	2.5 m (8.2 ft)



Chuck key, Side grip, Depth rod

HP2050

2-Speed Hammer Drill

20 mm (3/4") 720 W 2-Speed Hammer Drill with Keyed Chuck



Continuous rating Input	720W
Capacity	Concrete: 20 mm (3/4") Steel Hi: 8 mm (5/16") Steel Lo: 13 mm (1/2") Wood Hi: 25 mm (1") Wood Lo: 40 mm (1-9/16") Wood (Self-feed bit): 90 mm (3-1/2")
Chuck capacity	1.5 - 13 mm (1/16 - 1/2")
Impacts per minute (IPM)	High: 0 - 58,000 / Low: 0 - 24,000
No Load Speed (RPM)	High: 0 - 2,900 / Low: 0 - 1,200
Overall length	362 mm (14-1/4")
Net weight	2.5 kg (5.6 lbs.)
Power supply cord	2.5 m (8.2 ft)



Chuck key, Side grip, Depth rod

Hammer drilling/Chiselling

HP1631

Hammer Drill

16 mm (5/8") 710 W Hammer Drill with Keyless Chuck



Continuous rating Input	710W
Capacity	Concrete: 16 mm (5/8") Steel: 13 mm (1/2") Wood: 30 mm (1-3/16") Masonry: 16 mm (5/8") Wood (Self-feed bit): 60 mm (2-3/8")
Chuck capacity	1.5 - 13 mm (1/16 - 1/2")
Blows per minute (BPM)	0 - 48,000
No Load Speed (RPM)	0 - 3,200
Dimensions (L x W x H)	296 x 75 x 204 mm (11-5/8 x 2-15/16 x 8")
Net weight	2 kg (4.4 lbs.)
Power supply cord	2.0 m (6.6 ft)



Side handle, Depth gauge (country-specific)

HP1630

Hammer Drill

16 mm (5/8") 710 W Hammer Drill with Keyed Chuck



Continuous rating Input	710W
Capacity	Concrete: 16 mm (5/8") Steel: 13 mm (1/2") Wood: 30 mm (1-3/16") Masonry: 16 mm (5/8") Wood (Self-feed bit): 60 mm (2-3/8")
Chuck capacity	1.5 - 13 mm (1/16 - 1/2")
Blows per minute (BPM)	0 - 48,000
No Load Speed (RPM)	0 - 3,200
Dimensions (L x W x H)	296 x 75 x 204 mm (11-5/8 x 2-15/16 x 8")
Net weight	2.1 kg (4.6 lbs.)
Power supply cord	2.0 m (6.6 ft)



Side handle, Chuck key, Chuck key holder, Depth gauge (country-specific)

HP1641F

Hammer Drill

16 mm (5/8") 680 W Hammer Drill with Keyless Chuck, LED Job Light



Continuous rating Input	680W
Capacity	Concrete: 16 mm (5/8") Steel: 13 mm (1/2") Wood: 30 mm (1-3/16") Masonry: 16 mm (5/8") Wood (Self-feed bit): 60 mm (2-3/8")
Chuck capacity	1.5 - 13 mm (1/16 - 1/2")
Blows per minute (BPM)	0 - 44,800
No Load Speed (RPM)	0 - 2,800
Dimensions (L x W x H)	303 x 72 x 222 mm (11-7/8 x 2-13/16 x 8-3/4")
Net weight	2 kg (4.3 lbs.)
Power supply cord	2.0 m (6.6 ft)



Side handle, Depth gauge

HP1641

Hammer Drill

16 mm (5/8") 680 W Hammer Drill with Keyless Chuck



Continuous rating Input	680W
Capacity	Concrete: 16 mm (5/8") Steel: 13 mm (1/2") Wood: 30 mm (1-3/16") Masonry: 16 mm (5/8") Wood (Self-feed bit): 60 mm (2-3/8")
Chuck capacity	1.5 - 13 mm (1/16 - 1/2")
Blows per minute (BPM)	0 - 44,800
No Load Speed (RPM)	0 - 2,800
Dimensions (L x W x H)	303 x 72 x 222 mm (11-7/8 x 2-13/16 x 8-3/4")
Net weight	2 kg (4.3 lbs.)
Power supply cord	2.0 m (6.6 ft)



Side handle, Depth gauge

HP1640

Hammer Drill

16 mm (5/8") 680 W Hammer Drill with Keyed Chuck



Continuous rating Input	680W
Capacity	Concrete: 16 mm (5/8") Steel: 13 mm (1/2") Wood: 30 mm (1-3/16") Masonry: 16 mm (5/8") Wood (Self-feed bit): 60 mm (2-3/8")
Chuck capacity	1.5 - 13 mm (1/16 - 1/2")
Blows per minute (BPM)	0 - 44,800
No Load Speed (RPM)	0 - 2,800
Dimensions (L x W x H)	303 x 72 x 222 mm (11-7/8 x 2-13/16 x 8-3/4")
Net weight	2 kg (4.4 lbs.)
Power supply cord	2.0 m (6.6 ft)



Side handle, Depth gauge, Chuck key, Chuck key holder

HP1230

Hammer Drill

12 mm (15/32") 400 W Hammer Drill with Keyed Chuck



Continuous rating Input	400W
Capacity	Concrete: 12 mm (15/32") Steel: 10 mm (3/8") Wood: 15 mm (9/16") Masonry: 12 mm (15/32") Wood (Self-feed bit): 30 mm (1-3/16")
Chuck capacity	1.5 - 10 mm (1/16 - 3/8")
Blows per minute (BPM)	0 - 31,900
No Load Speed (RPM)	0 - 2,900
Dimensions (L x W x H)	239 x 67 x 188 mm (9-3/8 x 2-5/8 x 7-3/8")
Net weight	1.7 kg (3.7 lbs.)
Power supply cord	2.0 m (6.6 ft)



Chuck key, Depth gauge, Side grip

8406

Diamond Core Hammer Drill

152 mm (6") 850 W Diamond Core Hammer Drill



Continuous rating Input	850W
Capacity	Concrete (w/ Diamond core bit): 152 mm (6") Masonry: 20 mm (3/4") Steel: 13 mm (1/2") Wood: 30 mm (1-1/8") Wood (Self-feed bit): 30 mm (1-1/8")
Chuck capacity	2 - 13 mm (1/16 - 1/2")
Impacts per minute (IPM)	0 - 22,500
No Load Speed (RPM)	0 - 1,500
Overall length	400 mm (15-3/4")
Net weight	3.7 kg (8.1 lbs.)
Power supply cord	2.5 m (8.2 ft)



Chuck key, Side grip



Comparison List

Model No.	Powerd	Impact energy (EPTA-Procedure 05/2009)	Net weight (kg)	AVT	Soft No load
-----------	--------	--	-----------------	-----	--------------

Cordless Demolition Hammer

SDS-MAX Shank

HM002G	40Vmax x2	20.9 J	12.0 - 13.3 kg (26.5 - 29.3 lbs.)	●	●
HM001G	40Vmax	9.4 J	6.3 - 7.1 kg (13.9 - 15.7 lbs.)	●	●

Model No.	Continuous rating Input (W)	Impact energy (EPTA-Procedure 05/2009)	Net weight (kg)	AVT	Soft No load
-----------	-----------------------------	--	-----------------	-----	--------------

Demolition Hammer / Electric Breaker

SDS-MAX Shank

HM1214C	1,510	19.9	12.3 kg (27.1 lbs)	●	●
HM1205C	1,510	19.1	9.7 kg (21.5 lbs)	-	-
HM1203C	1,510	19.1	9.7 kg (21.5 lbs)	-	-
HM1213C	1,510	18.6	10.8 kg (23.7 lbs)	●	●
HM1101C	1,300	11.5	7.2 - 7.3 kg (15.8 - 16.1 lbs)	-	-
HM1111C	1,300	11.2	7.8 - 8.0 kg (17.3 - 17.6 lbs)	●	●
HM0871C	1,100	8.1	5.6 - 5.8 kg (12.4 - 12.8 lbs)	●	●
HM0870C	1,100	7.6	5.1 - 5.3 kg (11.1 - 11.6 lbs)	-	-

30mm Hex Shank

HM1306	1,510	21.7	15.1 kg (33.3 lbs)	-	-
HM1317C	1,510	25	17.0 kg (37.5 lbs)	●	●
HM1307C	1,510	25.5	15.3 kg (33.8 lbs)	-	-
HM1511	1,850	48.9	19.2 kg (42.3 lbs.)	●	●
HM1501	1,850	48.1	18.4 kg (40.6 lbs.)	-	-

28.6mm Hex Shank

HM1812	2,000	72.8	31.3 kg (69 lbs)	●	●
HM1802	2,000	71.4	29.4 kg (64.8 lbs)	-	-
HM1512	1,850	48.5	20.4 kg (45.0 lbs.)	●	●
HM1502	1,850	49.1	19.7 kg (43.4 lbs.)	-	-
HM1317CB	1,510	26.5	19.0 kg (41.9 lbs)	●	●
HM1307CB	1,510	23.6	17.3 kg (38.2 lbs)	-	-

21mm Hex Shank

HM1201	1,130	-	9.1 kg (20.1 lbs)	-	-
--------	-------	---	-------------------	---	---

19mm Hex Shank

HM0810B	420	5.3	6.6 kg (14.5 lbs)	-	-
---------	-----	-----	-------------------	---	---















17mm Hex Shank

HM0830	1,010	-	4.9 kg (10.7 lbs)	-	-
HM0810	900	-	6.7 kg (14.7 lbs)	-	-
HM0810T	900	7.2	6.3 kg (13.9 lbs.)	-	-

PRODUCTS

Grinding/Sanding/Polishing



-  Double Insulation
-  Variable Speed
-  Brake
-  Mechanical 2-Speed
-  Electronic 2-Speed
-  Electronic 3-Speed
-  Torque Limiter
-  Constant Speed
-  Soft Start
-  Hook & Loop
-  Revolving Hose
-  Dust Collection
-  Built-in Job Light
-  Carrying Case

Grinding/Sanding/Polishing

Cordless Angle Grinder

40Vmax XGT BL AFT Cordless Angle Grinder, Anti-Restart Function, Electric Brake, Slide Switch Lock-On

40V max



XGT BL AFT XPT



	GA003G	GA004G	GA005G
Wheel Diameter	100 mm (4")	115 mm (4-1/2")	125 mm (5")
Hole Diameter	16 mm (5/8")	22.23 mm (7/8")	22.23 mm (7/8")
No Load Speed (RPM)	8,500	8,500	8,500
Dimensions (L x W x H)	w/ BL4020 / BL4025: 398 x 117 x 150 mm (15-5/8 x 4-5/8 x 5-7/8")	w/ BL4020 / BL4025: 398 x 130 x 156 mm (15-5/8 x 5-1/8 x 6-1/8")	w/ BL4020 / BL4025: 398 x 140 x 156 mm (15-5/8 x 5-1/2 x 6-1/8")
	w/ BL4040: 410 x 117 x 162 mm (16-1/8 x 4-5/8 x 6-3/8")	w/ BL4040: 410 x 130 x 168 mm (16-1/8 x 5-1/8 x 6-5/8")	w/ BL4040: 410 x 140 x 168 mm (16-1/8 x 5-1/2 x 6-5/8")
Net weight	2.8 - 3.3 kg (6.2 - 7.3 lbs.)	2.9 - 3.5 kg (6.4 - 7.7 lbs.)	2.9 - 3.6 kg (6.4 - 7.9 lbs.)

Grinding wheel, Toolless wheel cover / Wheel cover, Side grip, Lock nut wrench, Battery, Charger

Cordless Angle Grinder

40Vmax XGT BL AFT Cordless Angle Grinder, Anti-Restart Function, Slide Switch Lock-On

40V max



XGT BL AFT XPT



	GA006G	GA007G	GA008G
Wheel Diameter	100 mm (4")	115 mm (4-1/2")	125 mm (5")
Hole Diameter	16 mm (5/8")	22.23 mm (7/8")	22.23 mm (7/8")
No Load Speed (RPM)	8,500	8,500	8,500
Dimensions (L x W x H)	w/ BL4020 / BL4025: 398 x 117 x 146 mm (15-5/8 x 4-5/8 x 5-3/4")	w/ BL4020 / BL4025: 398 x 130 x 152 mm (15-5/8 x 5-1/8 x 6")	w/ BL4020 / BL4025: 398 x 140 x 152 mm (15-5/8 x 5-1/2 x 6")
	w/ BL4040: 410 x 117 x 158 mm (16-1/8 x 4-5/8 x 6-1/4")	w/ BL4040: 410 x 130 x 165 mm (16-1/8 x 5-1/8 x 6-1/2")	w/ BL4040: 410 x 140 x 165 mm (16-1/8 x 5-1/2 x 6-1/2")
Net weight	2.7 - 3.3 kg (6.0 - 7.3 lbs.)	2.9 - 3.5 kg (6.4 - 7.7 lbs.)	2.9 - 3.5 kg (6.4 - 7.7 lbs.)

Grinding wheel, Toolless wheel cover / Wheel cover, Side grip, Lock nut wrench, Battery, Charger

Cordless Angle Grinder

40Vmax XGT BL AFT Cordless Angle Grinder, Anti-Restart Function, Electric Brake, Paddle Switch

40V max



XGT BL AFT XPT



	GA011G	GA012G	GA013G
Wheel Diameter	100 mm (4")	115 mm (4-1/2")	125 mm (5")
Hole Diameter	16 mm (5/8")	22.23 mm (7/8")	22.23 mm (7/8")
No Load Speed (RPM)	8,500	8,500	8,500
Dimensions (L x W x H)	w/ BL4020 / BL4025: 398 x 117 x 150 mm (15-5/8 x 4-5/8 x 5-7/8")	w/ BL4020 / BL4025: 398 x 130 x 156 mm (15-5/8 x 5-1/8 x 6-1/8")	w/ BL4020 / BL4025: 398 x 140 x 156 mm (15-5/8 x 5-1/2 x 6-1/8")
	w/ BL4040: 410 x 117 x 162 mm (16-1/8 x 4-5/8 x 6-3/8")	w/ BL4040: 410 x 130 x 168 mm (16-1/8 x 5-1/8 x 6-5/8")	w/ BL4040: 410 x 140 x 168 mm (16-1/8 x 5-1/2 x 6-5/8")
Net weight	2.8 - 3.4 kg (6.2 - 7.5 lbs.)	3.0 - 3.6 kg (6.6 - 7.9 lbs.)	3.0 - 3.6 kg (6.6 - 7.9 lbs.)

Grinding wheel, Toolless wheel cover, Side grip, Lock nut wrench, Battery, Charger

Cordless Angle Grinder

40Vmax XGT BL AFT Cordless Angle Grinder, Anti-Restart Function, Paddle Switch

40V max



XGT BL AFT XPT



	GA014G	GA015G	GA016G
Wheel Diameter	100 mm (4")	115 mm (4-1/2")	125 mm (5")
Hole Diameter	16 mm (5/8")	22.23 mm (7/8")	22.23 mm (7/8")
No Load Speed (RPM)	8,500	8,500	8,500
Dimensions (L x W x H)	w/ BL4020 / BL4025: 398 x 117 x 146 mm (15-5/8 x 4-5/8 x 5-3/4")	w/ BL4020 / BL4025: 398 x 130 x 152 mm (15-5/8 x 5-1/8 x 6")	w/ BL4020 / BL4025: 398 x 140 x 156 mm (15-5/8 x 5-1/2 x 6")
	w/ BL4040: 410 x 117 x 158 mm (16-1/8 x 4-5/8 x 6-1/4")	w/ BL4040: 410 x 130 x 165 mm (16-1/8 x 5-1/8 x 6-1/2")	w/ BL4040: 410 x 140 x 165 mm (16-1/8 x 5-1/2 x 6-1/2")
Net weight	2.8 - 3.3 kg (6.2 - 7.3 lbs.)	2.9 - 3.5 kg (6.4 - 7.7 lbs.)	2.9 - 3.6 kg (6.4 - 7.9 lbs.)

Grinding wheel, Toolless wheel cover, Side grip, Lock nut wrench, Battery, Charger

Cordless Angle Grinder

40Vmax XGT BL AWS AFT Cordless Angle Grinder, Anti-Restart Function, Electric Brake, Slide Switch Lock-On

40V max



XGT BL AWS AFT XPT



	GA021G	GA022G	GA023G
Wheel Diameter	100 mm (4")	115 mm (4-1/2")	125 mm (5")
Hole Diameter	16 mm (5/8")	22.23 mm (7/8")	22.23 mm (7/8")
No Load Speed (RPM)	3,000 - 8,500	3,000 - 8,500	3,000 - 8,500
Dimensions (L x W x H)	w/ BL4020 / BL4025: 413 x 117 x 150 mm (16-1/4 x 4-5/8 x 5-7/8")	w/ BL4020 / BL4025: 413 x 130 x 156 mm (16-1/4 x 5-1/8 x 6-1/8")	w/ BL4020 / BL4025: 413 x 140 x 156 mm (16-1/4 x 5-1/2 x 6-1/8")
	w/ BL4040: 425 x 117 x 162 mm (16-3/4 x 4-5/8 x 6-3/8")	w/ BL4040: 425 x 130 x 168 mm (16-3/4 x 5-1/8 x 6-5/8")	w/ BL4040: 425 x 140 x 168 mm (16-3/4 x 5-1/2 x 6-5/8")
Net weight	2.8 - 3.4 kg (6.2 - 7.5 lbs.)	3.0 - 3.6 kg (6.6 - 7.9 lbs.)	3.0 - 4.4 kg (6.6 - 9.7 lbs.)

Grinding wheel, Toolless wheel cover, Side grip, Lock nut wrench, Battery, Charger

Cordless Angle Grinder

40Vmax XGT BL AWS AFT Cordless Angle Grinder, Anti-Restart Function, Slide Switch Lock-On

40V max



XGT BL AWS AFT XPT



	GA024G	GA025G	GA026G
Wheel Diameter	100 mm (4")	115 mm (4-1/2")	125 mm (5")
Hole Diameter	16 mm (5/8")	22.23 mm (7/8")	22.23 mm (7/8")
No Load Speed (RPM)	3,000 - 8,500	3,000 - 8,500	3,000 - 8,500
Dimensions (L x W x H)	w/ BL4020 / BL4025: 413 x 117 x 146 mm (16-1/4 x 4-5/8 x 5-3/4")	w/ BL4020 / BL4025: 413 x 130 x 152 mm (16-1/4 x 5-1/8 x 6")	w/ BL4020 / BL4025: 413 x 140 x 156 mm (16-1/4 x 5-1/2 x 6")
	w/ BL4040: 425 x 117 x 158 mm (16-3/4 x 4-5/8 x 6-1/4")	w/ BL4040: 425 x 130 x 165 mm (16-3/4 x 5-1/8 x 6-1/2")	w/ BL4040: 425 x 140 x 165 mm (16-3/4 x 5-1/2 x 6-1/2")
Net weight	2.8 - 3.4 kg (6.2 - 7.5 lbs.)	2.9 - 3.5 kg (6.4 - 7.7 lbs.)	2.9 - 4.4 kg (6.4 - 9.7 lbs.)

Grinding wheel, Toolless wheel cover, Side grip, Lock nut wrench, Battery, Charger

Grinding/Sanding/Polishing

Cordless Angle Grinder

40Vmax XGT BL AWS AFT Cordless Angle Grinder, Anti-Restart Function, Electric Brake, Paddle Switch

40V max



XGT BL AWS AFT XPT



	GA027G	GA028G	GA029G
Wheel Diameter	100 mm (4")	115 mm (4-1/2")	125 mm (5")
Hole Diameter	16 mm (5/8")	22.23 mm (7/8")	22.23 mm (7/8")
No Load Speed (RPM)	3,000 - 8,500	3,000 - 8,500	3,000 - 8,500
Dimensions (L x W x H)	w/ BL4020 / BL4025: 413 x 117 x 150 mm (16-1/4 x 4-5/8 x 5-7/8") w/ BL4040: 425 x 117 x 162 mm (16-3/4 x 4-5/8 x 6-3/8")	w/ BL4020 / BL4025: 413 x 130 x 156 mm (16-1/4 x 5-1/8 x 6-1/8") w/ BL4040: 425 x 130 x 168 mm (16-3/4 x 5-1/8 x 6-5/8")	w/ BL4020 / BL4025: 413 x 140 x 156 mm (16-1/4 x 5-1/2 x 6-1/8") w/ BL4040: 425 x 140 x 168 mm (16-3/4 x 5-1/2 x 6-5/8")
Net weight	2.9 - 3.4 kg (6.4 - 7.5 lbs.)	3.0 - 3.6 kg (6.6 - 7.9 lbs.)	3.0 - 4.5 kg (6.6 - 9.9 lbs.)

Grinding wheel, Toolless wheel cover, Side grip, Lock nut wrench, Battery, Charger

Cordless Angle Grinder

40Vmax XGT BL AWS AFT Cordless Angle Grinder, Anti-Restart Function, Paddle Switch

40V max



XGT BL AWS AFT XPT



	GA030G	GA031G	GA032G
Wheel Diameter	100 mm (4")	115 mm (4-1/2")	125 mm (5")
Hole Diameter	16 mm (5/8")	22.23 mm (7/8")	22.23 mm (7/8")
No Load Speed (RPM)	3,000 - 8,500	3,000 - 8,500	3,000 - 8,500
Dimensions (L x W x H)	w/ BL4020 / BL4025: 413 x 117 x 146 mm (16-1/4 x 4-5/8 x 5-3/4") w/ BL4040: 425 x 117 x 158 mm (16-3/4 x 4-5/8 x 6-1/4")	w/ BL4020 / BL4025: 413 x 130 x 152 mm (16-1/4 x 5-1/8 x 6") w/ BL4040: 425 x 130 x 165 mm (16-3/4 x 5-1/8 x 6-1/2")	w/ BL4020 / BL4025: 413 x 140 x 152 mm (16-1/4 x 5-1/2 x 6") w/ BL4040: 425 x 140 x 165 mm (16-3/4 x 5-1/2 x 6-1/2")
Net weight	2.8 - 3.4 kg (6.2 - 7.5 lbs.)	2.9 - 3.6 kg (6.4 - 7.9 lbs.)	3.0 - 4.4 kg (6.6 - 9.7 lbs.)

Grinding wheel, Toolless wheel cover, Side grip, Lock nut wrench, Battery, Charger

Cordless Angle Grinder

40Vmax XGT BL AWS AFT Cordless Angle Grinder, Anti-Restart Function, Electric Brake, Slide Switch Lock-On, X-LOCK

40V max



XGT BL AWS AFT XLOCK XPT



	GA039G	GA040G	GA041G
Wheel Diameter	100 mm (4")	115 mm (4-1/2")	125 mm (5")
Hole Diameter	22.23 mm (7/8")	22.23 mm (7/8")	22.23 mm (7/8")
No Load Speed (RPM)	3,000 - 8,500	3,000 - 8,500	3,000 - 8,500
Dimensions (L x W x H)	w/ BL4020 / BL4025: 421 x 117 x 149 mm (16-1/2 x 4-5/8 x 5-7/8") w/ BL4040: 433 x 117 x 162 mm (17 x 4-5/8 x 6-3/8") w/ BL4050F: 459 x 117 x 178 mm (18 x 4-5/8 x 7") w/ BL4080F: 476 x 117 x 178 mm (18-3/4 x 4-5/8 x 7")	w/ BL4020 / BL4025: 421 x 130 x 151 mm (16-1/2 x 5-1/8 x 5-15/16") w/ BL4040: 433 x 130 x 163 mm (17 x 5-1/8 x 6-3/8") w/ BL4050F: 459 x 130 x 180 mm (18 x 5-1/8 x 7-1/8") w/ BL4080F: 476 x 130 x 180 mm (18-3/4 x 5-1/8 x 7-1/8")	w/ BL4020 / BL4025: 421 x 140 x 151 mm (16-1/2 x 5-1/2 x 5-15/16") w/ BL4040: 433 x 140 x 163 mm (17 x 5-1/2 x 6-3/8") w/ BL4050F: 459 x 140 x 180 mm (18 x 5-1/2 x 7-1/8") w/ BL4080F: 476 x 140 x 180 mm (18-3/4 x 5-1/2 x 7-1/8")
Net weight	3.0 - 5.3 kg (6.6 - 11.7 lbs.)	3.0 - 5.3 kg (6.6 - 11.7 lbs.)	3.0 - 5.3 kg (6.6 - 11.7 lbs.)

Depressed center wheel, Cutting wheel cover attachment, Toolless wheel cover, Side grip, Battery, Charger

Cordless Angle Grinder

40Vmax XGT BL AWS AFT Cordless Angle Grinder, Anti-Restart Function, Electric Brake, Paddle Switch, X-LOCK

40V max



XGT BL AWS AFT XLOCK XPT



	GA042G	GA043G	GA044G
Wheel Diameter	100 mm (4")	115 mm (4-1/2")	125 mm (5")
Hole Diameter	22.23 mm (7/8")	22.23 mm (7/8")	22.23 mm (7/8")
No Load Speed (RPM)	3,000 - 8,500	3,000 - 8,500	3,000 - 8,500
Dimensions (L x W x H)	w/ BL4020 / BL4025: 421 x 117 x 149 mm (16-1/2 x 4-5/8 x 5-7/8") w/ BL4040: 433 x 117 x 162 mm (17 x 4-5/8 x 6-3/8") w/ BL4050F: 459 x 117 x 178 mm (18 x 4-5/8 x 7") w/ BL4080F: 476 x 117 x 178 mm (18-3/4 x 4-5/8 x 7")	w/ BL4020 / BL4025: 421 x 130 x 151 mm (16-1/2 x 5-1/8 x 5-15/16") w/ BL4040: 433 x 130 x 163 mm (17 x 5-1/8 x 6-3/8") w/ BL4050F: 459 x 130 x 180 mm (18 x 5-1/8 x 7-1/8") w/ BL4080F: 476 x 130 x 180 mm (18-3/4 x 5-1/8 x 7-1/8")	w/ BL4020 / BL4025: 421 x 140 x 151 mm (16-1/2 x 5-1/2 x 5-15/16") w/ BL4040: 433 x 140 x 163 mm (17 x 5-1/2 x 6-3/8") w/ BL4050F: 459 x 140 x 180 mm (18 x 5-1/2 x 7-1/8") w/ BL4080F: 476 x 140 x 180 mm (18-3/4 x 5-1/2 x 7-1/8")
Net weight	3.0 - 5.4 kg (6.6 - 11.9 lbs.)	3.0 - 5.4 kg (6.6 - 11.9 lbs.)	3.0 - 5.4 kg (6.6 - 11.9 lbs.)

Depressed center wheel, Cutting wheel cover attachment, Toolless wheel cover, Side grip, Battery, Charger

Cordless Angle Grinder

40Vmax XGT BL AFT Cordless Angle Grinder, Anti-Restart Function, Electric Brake, Paddle Switch, X-LOCK

40V max



XGT BL AFT XLOCK XPT



	GA045G	GA046G	GA047G
Wheel Diameter	100 mm (4")	115 mm (4-1/2")	125 mm (5")
Hole Diameter	22.23 mm (7/8")	22.23 mm (7/8")	22.23 mm (7/8")
No Load Speed (RPM)	8,500	8,500	8,500
Dimensions (L x W x H)	w/ BL4020 / BL4025: 406 x 117 x 149 mm (16 x 4-5/8 x 5-7/8") w/ BL4040: 418 x 117 x 162 mm (16-1/2 x 4-5/8 x 6-3/8") w/ BL4050F: 444 x 117 x 178 mm (17-1/2 x 4-5/8 x 7") w/ BL4080F: 461 x 117 x 178 mm (18-1/8 x 4-5/8 x 7")	w/ BL4020 / BL4025: 406 x 130 x 151 mm (16 x 5-1/8 x 5-15/16") w/ BL4040: 418 x 130 x 163 mm (16-1/2 x 5-1/8 x 6-3/8") w/ BL4050F: 444 x 130 x 180 mm (17-1/2 x 5-1/8 x 7-1/8") w/ BL4080F: 461 x 130 x 180 mm (18-1/8 x 5-1/8 x 7-1/8")	w/ BL4020 / BL4025: 406 x 140 x 151 mm (16 x 5-1/2 x 5-15/16") w/ BL4040: 418 x 140 x 163 mm (16-1/2 x 5-1/2 x 6-3/8") w/ BL4050F: 444 x 140 x 180 mm (17-1/2 x 5-1/2 x 7-1/8") w/ BL4080F: 461 x 140 x 180 mm (18-1/8 x 5-1/2 x 7-1/8")
Net weight	2.9 - 5.3 kg (6.4 - 11.7 lbs.)	3.0 - 5.3 kg (6.6 - 11.7 lbs.)	3.0 - 5.3 kg (6.6 - 11.7 lbs.)

Depressed center wheel, Cutting wheel cover attachment, Toolless wheel cover, Side grip, Battery, Charger

Cordless Angle Grinder

40Vmax XGT BL AFT Cordless Angle Grinder, Anti-Restart Function, Electric Brake, Paddle Switch

40V max

new



XGT BL AFT XPT



	GA048G	GA049G	GA050G	GA051G
Wheel Diameter	100 mm (4")	115 mm (4-1/2")	125 mm (5")	150 mm (6")
No Load Speed (RPM)	11,000	11,000	11,000	9,000
Dimensions (L x W x H)	w/ BL4050F: 436 x 117 x 185 mm (17-1/8 x 4-5/8 x 7-1/4")	w/ BL4050F: 436 x 130 x 185 mm (17-1/8 x 5-1/8 x 7-1/4")	w/ BL4050F: 436 x 140 x 185 mm (17-1/8 x 5-1/2 x 7-1/4")	w/ BL4050F: 436 x 171 x 185 mm (17-1/8 x 6-3/4 x 7-1/4")
Net weight	2.8 - 5.2 kg (6.2 - 11.5 lbs.)	3.0 - 5.4 kg (6.6 - 11.9 lbs.)	3.0 - 5.4 kg (6.6 - 11.9 lbs.)	2.8 - 4.7 kg (6.2 - 10.4 lbs.)

Depressed center wheel, Cutting wheel cover attachment, Toolless wheel cover, Side grip, Battery, Charger

Grinding/Sanding/Polishing

Cordless Angle Grinder

40Vmax XGT BL AWS AFT Cordless Angle Grinder, Anti-Restart Function, Electric Brake, Large Trigger Switch 40V max



	GA037G	GA038G
Wheel Diameter	180 mm (7")	230 mm (9")
Hole Diameter	22.23 mm (7/8")	22.23 mm (7/8")
No Load Speed (RPM)	7,800	6,600
Dimensions (L x W x H)	w/ BL4025: 497 x 200 x 156 mm (19-1/2 x 7-7/8 x 6-1/8") w/ BL4040: 509 x 200 x 164 mm (20 x 7-7/8 x 6-1/2")	w/ BL4025: 497 x 250 x 156 mm (19-1/2 x 9-7/8 x 6-1/8") w/ BL4040: 509 x 250 x 164 mm (20 x 9-7/8 x 6-1/2")
	w/ BL4050F: 535 x 200 x 180 mm (21 x 7-7/8 x 7-1/8")	w/ BL4050F: 535 x 250 x 180 mm (21 x 9-7/8 x 7-1/8")
Net weight	4.4 - 5.4 kg (9.7 - 11.9 lbs.)	4.6 - 7.4 kg (10.1 - 16.3 lbs.)



Toolless wheel cover, Side grip, Lock nut wrench, Vibration proof grip (country-specific), Wireless unit (country-specific), Interchangeable adapter ADP10 (country-specific), Toolless lock nut (country-specific), Battery, Charger

Cordless Angle Grinder

40Vmax XGT BL AFT Cordless 150 mm (6") Angle Grinder, Anti-Restart Function, Electric Brake 40V max



GA035G:
Slide switch



GA036G:
Paddle Switch



	GA035G	GA036G
Wheel Diameter	150 mm (6")	150 mm (6")
Hole Diameter	22.23 mm (7/8")	22.23 mm (7/8")
No Load Speed (RPM)	8,500	8,500
Dimensions (L x W x H)	w/ BL4020 / BL4025: 398 x 171 x 156 mm (15-5/8 x 6-3/4 x 6-1/8") w/ BL4040: 410 x 171 x 168 mm (16-1/8 x 6-3/4 x 6-5/8")	w/ BL4020 / BL4025: 398 x 171 x 156 mm (15-5/8 x 6-3/4 x 6-1/8") w/ BL4040: 410 x 171 x 168 mm (16-1/8 x 6-3/4 x 6-5/8")
Net weight	3.0 - 3.7 kg (6.6 - 8.2 lbs.)	3.0 - 3.7 kg (6.6 - 8.2 lbs.)

Grinding wheel, Toolless wheel cover, Side grip, Lock nut wrench, Battery, Charger

Cordless Angle Grinder

18V X2 (36V) LXT BL ADT AFT Cordless Angle Grinder, Anti-Restart Function, Electric Brake, Large Trigger Switch 18V x2



▼ DGA701 / DGA901



	DGA700	DGA701	DGA900	DGA901
Wheel Diameter	180 mm (7")	180 mm (7")	230 mm (9")	230 mm (9")
Hole Diameter	22.23 mm (7/8")	22.23 mm (7/8")	22.23 mm (7/8")	22.23 mm (7/8")
No Load Speed (RPM)	7,800	7,800	6,000	6,000
Dimensions (L x W x H)	499 x 200 x 158 mm (19-5/8 x 7-7/8 x 6-1/4")	499 x 200 x 158 mm (19-5/8 x 7-7/8 x 6-1/4")	499 x 250 x 158 mm (19-5/8 x 9-7/8 x 6-1/4")	499 x 250 x 158 mm (19-5/8 x 9-7/8 x 6-1/4")
Net weight	5.0 - 6.0 kg (11.02 - 13.23 lbs.)	5.0 - 6.0 kg (11.0 - 13.3 lbs.)	5.2 - 8 kg (11.46 - 17.64 lbs.)	5.2 - 8.0 kg (11.4 - 17.7 lbs.)

Toolless wheel cover / Wheel cover, Side grip, Lock nut wrench

Cordless Angle Grinder

18V LXT BL AWS ADT AFT Cordless Angle Grinder, Variable Speed, Anti-Restart Function, Electric Brake, Slide Switch Lock-On 18V



	DGA414	DGA464	DGA514
Wheel Diameter	100 mm (4")	115 mm (4-1/2")	125 mm (5")
Hole Diameter	16 mm (5/8")	22.23 mm (7/8")	22.23 mm (7/8")
No Load Speed (RPM)	3,000 - 8,500	3,000 - 8,500	3,000 - 8,500
Dimensions (L x W x H)	w/ BL1815N / BL1820B: 368 x 117 x 147 mm (14-1/2 x 4-5/8 x 5-3/4") w/ BL1830B / BL1840B / BL1850B / BL1860B: 382 x 117 x 147 mm (15 x 4-5/8 x 5-3/4")	w/ BL1815N / BL1820B: 368 x 130 x 151 mm (14-1/2 x 5-1/8 x 5-15/16") w/ BL1830B / BL1840B / BL1850B / BL1860B: 382 x 130 x 151 mm (15 x 5-1/8 x 5-15/16")	w/ BL1815N / BL1820B: 368 x 140 x 151 mm (14-1/2 x 5-1/2 x 5-15/16") w/ BL1830B / BL1840B / BL1850B / BL1860B: 382 x 140 x 151 mm (15 x 5-1/2 x 5-15/16")
Net weight	2.2 - 2.8 kg (4.9 - 6.3 lbs.)	2.3 - 3 kg (5.2 - 6.7 lbs.)	2.4 - 3 kg (5.2 - 6.7 lbs.)

Grinding wheel, Wheel cover, Side grip, Lock nut wrench, Battery, Charger

Cordless Angle Grinder

18V LXT BL ADT AFT Cordless Angle Grinder, Variable Speed, Anti-Restart Function, Electric Brake, Slide Switch Lock-On 18V



	DGA413	DGA463	DGA513
Wheel Diameter	100 mm (4")	115 mm (4-1/2")	125 mm (5")
Hole Diameter	16 mm (5/8")	22.23 mm (7/8")	22.23 mm (7/8")
No Load Speed (RPM)	3,000 - 8,500	3,000 - 8,500	3,000 - 8,500
Dimensions (L x W x H)	w/ BL1815N / BL1820B: 368 x 117 x 147 mm (14-1/2 x 4-5/8 x 5-3/4") w/ BL1830B / BL1840B / BL1850B / BL1860B: 382 x 117 x 147 mm (15 x 4-5/8 x 5-3/4")	w/ BL1815N / BL1820B: 368 x 130 x 151 mm (14-1/2 x 5-1/8 x 5-15/16") w/ BL1830B / BL1840B / BL1850B / BL1860B: 382 x 130 x 151 mm (15 x 5-1/8 x 5-15/16")	w/ BL1815N / BL1820B: 368 x 140 x 151 mm (14-1/2 x 5-1/2 x 5-15/16") w/ BL1830B / BL1840B / BL1850B / BL1860B: 382 x 140 x 151 mm (15 x 5-1/2 x 5-15/16")
Net weight	2.2 - 2.8 kg (4.9 - 6.2 lbs.)	2.3 - 3 kg (5.1 - 6.7 lbs.)	2.4 - 3 kg (5.2 - 6.7 lbs.)

Grinding wheel, Wheel cover, Side grip, Lock nut wrench, Battery, Charger

Cordless Angle Grinder

18V LXT BL AWS ADT AFT Cordless Angle Grinder, Variable Speed, Anti-Restart Function, Slide Switch Lock-On 18V



	DGA412	DGA462	DGA512
Wheel Diameter	100 mm (4")	115 mm (4-1/2")	125 mm (5")
Hole Diameter	16 mm (5/8")	22.23 mm (7/8")	22.23 mm (7/8")
No Load Speed (RPM)	3,000 - 8,500	3,000 - 8,500	3,000 - 8,500
Dimensions (L x W x H)	w/ BL1815N / BL1820B: 368 x 117 x 140 mm (14-1/2 x 4-5/8 x 5-1/2") w/ BL1830B / BL1840B / BL1850B / BL1860B: 382 x 117 x 140 mm (15 x 4-5/8 x 5-1/2")	w/ BL1815N / BL1820B: 368 x 130 x 145 mm (14-1/2 x 5-1/8 x 5-3/4") w/ BL1830B / BL1840B / BL1850B / BL1860B: 382 x 130 x 145 mm (15 x 5-1/8 x 5-3/4")	w/ BL1815N / BL1820B: 368 x 140 x 145 mm (14-1/2 x 5-1/2 x 5-3/4") w/ BL1830B / BL1840B / BL1850B / BL1860B: 382 x 140 x 145 mm (15 x 5-1/2 x 5-3/4")
Net weight	2.2 - 2.8 kg (4.8 - 6.1 lbs.)	2.3 - 3 kg (5.1 - 6.6 lbs.)	2.3 - 3 kg (5.2 - 6.6 lbs.)

Grinding wheel, Wheel cover, Side grip, Lock nut wrench, Battery, Charger

Grinding/Sanding/Polishing

Cordless Angle Grinder

18V LXT BL ADT AFT Cordless Angle Grinder, Variable Speed, Anti-Restart Function, Slide Switch Lock-On

18V



LXT BL ADT AFT XPT



	DGA411	DGA461	DGA511
Wheel Diameter	100 mm (4")	115 mm (4-1/2")	125 mm (5")
Hole Diameter	16 mm (5/8")	22.23 mm (7/8")	22.23 mm (7/8")
No Load Speed (RPM)	3,000 - 8,500	3,000 - 8,500	3,000 - 8,500
Dimensions (L x W x H)	w/ BL1815N / BL1820B: 368 x 117 x 140 mm (14-1/2 x 4-5/8 x 5-1/2") w/ BL1830B / BL1840B / BL1850B / BL1860B: 382 x 117 x 140 mm (15 x 4-5/8 x 5-1/2")	w/ BL1815N / BL1820B: 368 x 130 x 145 mm (14-1/2 x 5-1/8 x 5-3/4") w/ BL1830B / BL1840B / BL1850B / BL1860B: 382 x 130 x 145 mm (15 x 5-1/8 x 5-3/4")	w/ BL1815N / BL1820B: 368 x 140 x 145 mm (14-1/2 x 5-1/2 x 5-3/4") w/ BL1830B / BL1840B / BL1850B / BL1860B: 382 x 140 x 145 mm (15 x 5-1/2 x 5-3/4")
Net weight	2.2 - 2.8 kg (4.8 - 6.1 lbs.)	2.3 - 3 kg (5.1 - 6.6 lbs.)	2.3 - 3 kg (5.1 - 6.6 lbs.)

Grinding wheel, Wheel cover, Side grip, Lock nut wrench, Battery, Charger

Cordless Angle Grinder

18V LXT BL ADT AFT Cordless Angle Grinder, Anti-Restart Function, Electric Brake, Slide Switch Lock-On

18V



LXT BL ADT AFT XPT



	DGA406	DGA456	DGA506
Wheel Diameter	100 mm (4")	115 mm (4-1/2")	125 mm (5")
Hole Diameter	16 mm (5/8")	22.23 mm (7/8")	22.23 mm (7/8")
No Load Speed (RPM)	8,500	8,500	8,500
Dimensions (L x W x H)	362 x 117 x 146 mm (14-1/4 x 4-5/8 x 5-3/4")	362 x 130 x 151 mm (14-1/4 x 5-1/8 x 5-15/16")	362 x 140 x 151 mm (14-1/4 x 5-1/2 x 5-15/16")
Net weight	2.18 - 2.77 kg (4.81 - 6.12 lbs.)	2.34 - 3.03 kg (5.17 - 6.67 lbs.)	2.35 - 3.83 kg (5.18 - 8.45 lbs.)

Grinding wheel, Toolless wheel cover / Wheel cover, Side handle, Lock nut wrench, Battery, Charger

Cordless Angle Grinder

18V LXT BL ADT AFT Cordless Angle Grinder, Anti-Restart Function, Slide Switch Lock-On

18V



DGA521

LXT BL ADT AFT XPT XLock



	DGA404	DGA454	DGA504	DGA521
Wheel Diameter	100 mm (4")	115 mm (4-1/2")	125 mm (5")	125 mm (5")
Hole Diameter	16 mm (5/8")	22.23 mm (7/8")	22.23 mm (7/8")	22.23 mm (7/8")
No Load Speed (RPM)	8,500	8,500	8,500	8,500
Dimensions (L x W x H)	362 x 117 x 140 mm (14-1/4 x 4-5/8 x 5-1/2")	362 x 130 x 145 mm (14-1/4 x 5-1/8 x 5-3/4")	362 x 140 x 145 mm (14-1/4 x 5-1/2 x 5-3/4")	w/ BL1815N / BL1820B: 361 x 140 x 146 mm (14-1/4 x 5-1/2 x 5-3/4") w/ BL1830B / BL1840B / BL1850B / BL1860B: 375 x 140 x 146 mm (14-3/4 x 5-1/2 x 5-3/4")
Net weight	2.1 - 2.71 kg (4.63 - 5.98 lbs.)	2.24 - 2.89 kg (4.93 - 6.37 lbs.)	2.26 - 3.73 kg (4.98 - 8.23 lbs.)	2.4 - 3.0 kg (5.3 - 6.6 lbs.)

Grinding wheel, Toolless wheel cover / Wheel cover, Side handle, Lock nut wrench, Battery, Charger

Cordless Angle Grinder

18V LXT Li-Ion Cordless Angle Grinder, Anti-Restart Function, Slide Switch Lock-On

18V



LXT



	DGA402	DGA452
Wheel Diameter	100 mm (4")	115 mm (4-1/2")
Hole Diameter	16 mm (5/8")	22.23 mm (7/8")
No Load Speed (RPM)	11,000	11,000
Dimensions (L x W x H)	317 x 118 x 118 mm (12-1/2 x 4-5/8 x 4-5/8")	317 x 129 x 126 mm (12-1/2 x 5-1/8 x 5")
Net weight	1.9 - 2.51 kg (4.19 - 5.54 lbs.)	2.06 - 2.71 kg (4.53 - 5.97 lbs.)

Grinding wheel, Wheel cover, Side handle, Lock nut wrench, Battery, Charger

Cordless Angle Grinder

18V LXT BL AWS ADT AFT Cordless Angle Grinder, Variable Speed, Anti-Restart Function, Electric Brake, Paddle Switch

18V



LXT BL AWS ADT AFT XPT



	DGA418	DGA468	DGA518
Wheel Diameter	100 mm (4")	115 mm (4-1/2")	125 mm (5")
Hole Diameter	16 mm (5/8")	22.23 mm (7/8")	22.23 mm (7/8")
No Load Speed (RPM)	3,000 - 8,500	3,000 - 8,500	3,000 - 8,500
Dimensions (L x W x H)	w/ BL1815N / BL1820B: 368 x 117 x 146 mm (14-1/2 x 4-5/8 x 5-3/4") w/ BL1830B / BL1840B / BL1850B / BL1860B: 382 x 117 x 146 mm (15 x 4-5/8 x 5-3/4")	w/ BL1815N / BL1820B: 368 x 130 x 151 mm (14-1/2 x 5-1/8 x 6") w/ BL1830B / BL1840B / BL1850B / BL1860B: 382 x 130 x 151 mm (15 x 5-1/8 x 6")	w/ BL1815N / BL1820B: 368 x 140 x 151 mm (14-1/2 x 5-1/2 x 6") w/ BL1830B / BL1840B / BL1850B / BL1860B: 382 x 140 x 151 mm (15 x 5-1/2 x 6")
Net weight	2.2 - 2.9 kg (5 - 6.3 lbs.)	2.4 - 3.1 kg (5.2 - 6.8 lbs.)	2.4 - 3.1 kg (5.3 - 6.8 lbs.)

Grinding wheel, Wheel cover, Side grip, Lock nut wrench, Battery, Charger

Cordless Angle Grinder

18V LXT BL ADT AFT Cordless Angle Grinder, Variable Speed, Anti-Restart Function, Electric Brake, Paddle Switch

18V



LXT BL ADT AFT XPT



	DGA417	DGA467	DGA517
Wheel Diameter	100 mm (4")	115 mm (4-1/2")	125 mm (5")
Hole Diameter	16 mm (5/8")	22.23 mm (7/8")	22.23 mm (7/8")
No Load Speed (RPM)	3,000 - 8,500	3,000 - 8,500	3,000 - 8,500
Dimensions (L x W x H)	w/ BL1815N / BL1820B: 368 x 117 x 146 mm (14-1/2 x 4-5/8 x 5-3/4") w/ BL1830B / BL1840B / BL1850B / BL1860B: 382 x 117 x 146 mm (15 x 4-5/8 x 5-3/4")	w/ BL1815N / BL1820B: 368 x 130 x 151 mm (14-1/2 x 5-1/8 x 6") w/ BL1830B / BL1840B / BL1850B / BL1860B: 382 x 130 x 151 mm (15 x 5-1/8 x 6")	w/ BL1815N / BL1820B: 368 x 140 x 151 mm (14-1/2 x 5-1/2 x 6") w/ BL1830B / BL1840B / BL1850B / BL1860B: 382 x 140 x 151 mm (15 x 5-1/2 x 6")
Net weight	2.2 - 2.9 kg (4.9 - 6.3 lbs.)	2.4 - 3.1 kg (5.2 - 6.7 lbs.)	2.4 - 3.1 kg (5.2 - 6.7 lbs.)

Grinding wheel, Wheel cover, Side grip, Lock nut wrench, Battery, Charger

Grinding/Sanding/Polishing

Cordless Angle Grinder

18V LXT BL ADT AFT Cordless Angle Grinder, Variable Speed, Anti-Restart Function, Electric Brake, Paddle Switch, X-LOCK 18V



LXT BL ADT AFT X-LOCK XPT



	DGA419	DGA469	DGA519
Wheel Diameter	100 mm (4")	115 mm (4-1/2")	125 mm (5")
Hole Diameter	22.23 mm (7/8")	22.23 mm (7/8")	22.23 mm (7/8")
No Load Speed (RPM)	3,000 - 8,500	3,000 - 8,500	3,000 - 8,500
Dimensions (L x W x H)	w/ BL1815N / BL1820B: 382 x 117 x 147 mm (15 x 4-5/8 x 5-3/4")	w/ BL1815N / BL1820B: 382 x 130 x 147 mm (15 x 5-1/8 x 5-3/4")	w/ BL1815N / BL1820B: 382 x 140 x 147 mm (15 x 5-1/2 x 5-3/4")
	w/ BL1830B / BL1840B / BL1850B / BL1860B: 396 x 117 x 147 mm (15-1/2 x 4-5/8 x 5-3/4")	w/ BL1830B / BL1840B / BL1850B / BL1860B: 396 x 130 x 147 mm (15-1/2 x 5-1/8 x 5-3/4")	w/ BL1830B / BL1840B / BL1850B / BL1860B: 396 x 140 x 147 mm (15-1/2 x 5-1/2 x 5-3/4")
Net weight	2.4 - 3.0 kg (5.3 - 6.6 lbs.)	2.5 - 3.1 kg (5.5 - 6.8 lbs.)	2.5 - 3.1 kg (5.5 - 6.8 lbs.)

Grinding wheel, Wheel cover, Side grip, Battery, Charger

Cordless Angle Grinder

18V LXT BL ADT AFT Cordless Angle Grinder, Anti-Restart Function, Electric Brake, Paddle Switch No-Lock 18V



LXT BL ADT AFT XPT



	DGA408	DGA458	DGA508
Wheel Diameter	100 mm (4")	115 mm (4-1/2")	125 mm (5")
Hole Diameter	16 mm (5/8")	22.23 mm (7/8")	22.23 mm (7/8")
No Load Speed (RPM)	8,500	8,500	8,500
Dimensions (L x W x H)	362 x 117 x 146 mm (14-1/4 x 4-5/8 x 5-3/4")	362 x 130 x 151 mm (14-1/4 x 5-1/8 x 5-15/16")	362 x 140 x 151 mm (14-1/4 x 5-1/2 x 5-15/16")
Net weight	2.18 - 2.8 kg (4.81 - 6.17 lbs.)	2.34 - 3.03 kg (5.17 - 6.67 lbs.)	2.35 - 3.83 kg (5.18 - 8.45 lbs.)

Grinding wheel, Toolless wheel cover / Wheel cover, Side handle, Lock nut wrench, Battery, Charger

Cordless Angle Grinder

18V LXT BL ADT AFT Cordless Angle Grinder, Anti-Restart Function, Paddle Switch No-Lock 18V



LXT BL ADT AFT XPT X-LOCK



	DGA405	DGA455	DGA505	DGA520
Wheel Diameter	100 mm (4")	115 mm (4-1/2")	125 mm (5")	125 mm (5")
Hole Diameter	16 mm (5/8")	22.23 mm (7/8")	22.23 mm (7/8")	22.23 mm (7/8")
No Load Speed (RPM)	8,500	8,500	8,500	8,500
Dimensions (L x W x H)	362 x 117 x 140 mm (14-1/4 x 4-5/8 x 5-1/2")	362 x 130 x 145 mm (14-1/4 x 5-1/8 x 5-3/4")	362 x 140 x 145 mm (14-1/4 x 5-1/2 x 5-3/4")	w/ BL1830B / BL1840B / BL1850B / BL1860B: 376 x 140 x 147 mm (14-3/4 x 5-1/2 x 5-3/4")
Net weight	2.08 - 2.69 kg (4.59 - 5.94 lbs.)	2.24 - 2.92 kg (4.93 - 6.45 lbs.)	2.26 - 3.73 kg (4.98 - 8.23 lbs.)	2.4 - 3.0 kg (5.3 - 6.6 lbs.)

Grinding wheel, Toolless wheel cover / Wheel cover, Side handle, Lock nut wrench, Battery, Charger

Angle Grinder

1,900 W SJS II AFT Variable Speed Angle Grinder, Anti-Restart Function, Soft Start, Slide Switch



SJS II AFT



	GA4590	GA5090
Continuous rating Input	1,900W	1,900W
Wheel Diameter	115 mm (4-1/2")	125 mm (5")
Hole Diameter	22.23 mm (7/8")	22.23 mm (7/8")
No Load Speed (RPM)	2,800 - 11,500	2,800 - 11,500
Circumference of grip portion	205 mm (8-1/8")	205 mm (8-1/8")
Dimensions (L x W x H)	326 x 130 x 123 mm (12-7/8 x 5-1/8 x 4-7/8")	326 x 140 x 123 mm (12-7/8 x 5-1/2 x 4-7/8")
Net weight	2.6 kg (5.7 lbs.)	2.6 kg (5.7 lbs.)

Depressed center wheel, Side grip, Wheel cover, Lock nut wrench

Angle Grinder

1,900 W SJS II AFT Grinder, Anti-Restart Function, Mechanical Brake, Soft Start, Slide Switch



SJS II AFT



	GA4591	GA5091
Continuous rating Input	1,900W	1,900W
Wheel Diameter	115 mm (4-1/2")	125 mm (5")
Hole Diameter	22.23 mm (7/8")	22.23 mm (7/8")
No Load Speed (RPM)	2,800 - 11,500	2,800 - 11,500
Circumference of grip portion	205 mm (8-1/8")	205 mm (8-1/8")
Dimensions (L x W x H)	349 x 130 x 129 mm (13-3/4 x 5-1/8 x 5-1/8")	349 x 140 x 129 mm (13-3/4 x 5-1/2 x 5-1/8")
Net weight	2.8 kg (6.2 lbs.)	2.8 kg (6.2 lbs.)

Depressed center wheel, Side grip, Wheel cover, Lock nut wrench

Angle Grinder

1,900 W SJS II AFT Angle Grinder, Anti-Restart Function, Soft Start, Slide Switch



SJS II AFT



	GA4592	GA5092
Continuous rating Input	1,900W	1,900W
Wheel Diameter	115 mm (4-1/2")	125 mm (5")
Hole Diameter	22.23 mm (7/8")	22.23 mm (7/8")
No Load Speed (RPM)	11,500	11,500
Circumference of grip portion	205 mm (8-1/8")	205 mm (8-1/8")
Dimensions (L x W x H)	326 x 130 x 123 mm (12-7/8 x 5-1/8 x 4-7/8")	326 x 140 x 123 mm (12-7/8 x 5-1/2 x 4-7/8")
Net weight	2.6 kg (5.7 lbs.)	2.6 kg (5.7 lbs.)

Depressed center wheel, Side grip, Wheel cover, Lock nut wrench

Grinding/Sanding/Polishing

Angle Grinder

1,900 W SJS II AFT Variable Speed Angle Grinder, Anti-Restart Function, Soft Start, Mechanical Brake, Paddle Switch

new



264	GA4593	GA5093
Continuous rating Input	1,900W	1,900W
Wheel Diameter	115 mm (4-1/2")	125 mm (5")
Hole Diameter	22.23 mm (7/8")	22.23 mm (7/8")
No Load Speed (RPM)	2,800 - 11,500	2,800 - 11,500
Circumference of grip portion	207 mm (8-1/8")	207 mm (8-1/8")
Cutting depth	26 mm (1")	31 mm (1-1/4")
Dimensions (L x W x H)	349 x 130 x 129 mm (13-3/4 x 5-1/8 x 5-1/8")	349 x 140 x 129 mm (13-3/4 x 5-1/2 x 5-1/8")
Net weight	2.8 - 4.0 kg (6.2 - 8.8 lbs.)	2.9 - 4.0 kg (6.4 - 8.8 lbs.)



Depressed center wheel, Side grip, Wheel cover, Lock nut wrench

Angle Grinder

1,900 W SJS II AFT Angle Grinder, Anti-Restart Function, Soft Start, Mechanical Brake, Paddle Switch

new



264	GA4594	GA5094
Continuous rating Input	1,900W	1,900W
Wheel Diameter	115 mm (4-1/2")	125 mm (5")
Hole Diameter	22.23 mm (7/8")	22.23 mm (7/8")
No Load Speed (RPM)	11,500	11,500
Circumference of grip portion	207 mm (8-1/8")	207 mm (8-1/8")
Cutting depth	26 mm (1")	31 mm (1-1/4")
Dimensions (L x W x H)	349 x 130 x 129 mm (13-3/4 x 5-1/8 x 5-1/8")	349 x 140 x 129 mm (13-3/4 x 5-1/2 x 5-1/8")
Net weight	2.8 - 4.0 kg (6.2 - 8.8 lbs.)	2.9 - 4.0 kg (6.4 - 8.8 lbs.)



Depressed center wheel, Side grip, Wheel cover, Lock nut wrench

Angle Grinder

1,900 W SJS II AFT Angle Grinder, Anti-Restart Function, Soft Start, Paddle Switch

new



264	GA4595	GA5095
Continuous rating Input	1,900W	1,900W
Wheel Diameter	115 mm (4-1/2")	125 mm (5")
Hole Diameter	22.23 mm (7/8")	22.23 mm (7/8")
No Load Speed (RPM)	2,800 - 11,500	11,500
Circumference of grip portion	207 mm (8-1/8")	207 mm (8-1/8")
Cutting depth	26 mm (1")	31 mm (1-1/4")
Dimensions (L x W x H)	326 x 130 x 123 mm (12-3/4 x 5-1/8 x 4-7/8")	326 x 140 x 123 mm (12-3/4 x 5-1/2 x 4-7/8")
Net weight	2.6 - 3.8 kg (5.7 - 8.4 lbs.)	2.6 - 3.8 kg (5.7 - 8.4 lbs.)



Depressed center wheel, Side grip, Wheel cover, Lock nut wrench

Angle Grinder

1,450 W SJS Angle Grinder, Anti-Restart Function, Soft Start, Large Trigger Switch

new



253	GA5021C	GA6021C
Continuous rating Input	1,450W	1,450W
Wheel Diameter	125 mm (5")	150 mm (6")
Hole Diameter	22.23 mm (7/8")	22.23 mm (7/8")
No Load Speed (RPM)	10,000	9,000
Dimensions (L x W x H)	390 x 139 x 120 mm (15-3/8 x 5-1/2 x 4-3/4")	390 x 169 x 120 mm (15-3/8 x 6-5/8 x 4-3/4")
Net weight	2.9 - 4.1 kg (6.5 - 9.1 lbs.)	3 - 3.5 kg (6.7 - 7.6 lbs.)
Power supply cord	2.5 m (8.2 ft)	2.5 m (8.2 ft)



Depressed center wheel, Side grip, Wheel cover, Lock nut wrench

Angle Grinder

1,450 W SJS Angle Grinder, Anti-Restart Function, Soft Start, Finger Trigger Switch

new



253	GA5020C	GA6020C
Continuous rating Input	1,450W	1,450W
Wheel Diameter	125 mm (5")	150 mm (6")
Hole Diameter	22.23 mm (7/8")	22.23 mm (7/8")
No Load Speed (RPM)	10,000	9,000
Dimensions (L x W x H)	390 x 139 x 120 mm (15-3/8 x 5-1/2 x 4-3/4")	390 x 169 x 120 mm (15-3/8 x 6-5/8 x 4-3/4")
Net weight	2.9 - 4.1 kg (6.5 - 9.1 lbs.)	3 - 3.5 kg (6.7 - 7.6 lbs.)
Power supply cord	2.5 m (8.2 ft)	2.5 m (8.2 ft)



Depressed center wheel, Side grip, Wheel cover, Lock nut wrench

Angle Grinder

1,400 W SJS II Variable Speed Angle Grinder, Anti-Restart Function, Mechanical Brake, Soft Start, Slide Switch

new



318	GA4041C	GA4541C	GA5041C
Continuous rating Input	1,400W	1,400W	1,400W
Wheel Diameter	100 mm (4")	115 mm (4-1/2")	125 mm (5")
Hole Diameter	16 mm (5/8")	22.23 mm (7/8")	22.23 mm (7/8")
No Load Speed (RPM)	2,800 - 11,000	2,800 - 11,000	2,800 - 11,000
Dimensions (L x W x H)	325 x 117 x 117 mm (12-3/4 x 4-5/8 x 4-5/8")	325 x 130 x 121 mm (12-3/4 x 5-1/8 x 4-3/4")	325 x 140 x 121 mm (12-3/4 x 5-1/2 x 4-3/4")
Net weight	2.5 - 2.8 kg (5.6 - 6.2 lbs.)	2.7 - 3 kg (5.9 - 6.7 lbs.)	2.7 - 3.8 kg (5.9 - 8.4 lbs.)
Power supply cord	2.5 m (8.2 ft)	2.5 m (8.2 ft)	2.5 m (8.2 ft)



Depressed center wheel, Side grip, Wheel cover, Lock nut wrench

Grinding/Sanding/Polishing

Angle Grinder

1,400 W SJS II Variable Speed Angle Grinder, Anti-Restart Function, Soft Start, Slide Switch



318	GA4040C	GA4540C	GA5040C	GA6040C
Continuous rating Input	1,400W	1,400W	1,400W	1,400W
Wheel Diameter	100 mm (4")	115 mm (4-1/2")	125 mm (5")	150 mm (6")
Hole Diameter	16 mm (5/8")	22.23 mm (7/8")	22.23 mm (7/8")	22.23 mm (7/8")
No Load Speed (RPM)	2,800 - 11,000	2,800 - 11,000	2,800 - 11,000	4,000 - 9,000
Dimensions (L x W x H)	303 x 117 x 111 mm (11-7/8 x 4-5/8 x 4-3/8")	303 x 130 x 116 mm (11-7/8 x 5-1/8 x 4-9/16")	303 x 140 x 116 mm (11-7/8 x 5-1/2 x 4-9/16")	303 x 171 x 116 mm (11-7/8 x 6-3/4 x 4-9/16")
Net weight	2.3 - 2.6 kg (5.1 - 5.7 lbs.)	2.4 - 2.8 kg (5.4 - 6.2 lbs.)	2.5 - 3.6 kg (5.6 - 8 lbs.)	2.5 - 2.9 kg (5.5 - 6.4 lbs.)
Power supply cord	2.5 m (8.2 ft)	2.5 m (8.2 ft)	2.5 m (8.2 ft)	2.5 m (8.2 ft)



Depressed center wheel, Side grip, Wheel cover, Lock nut wrench

Angle Grinder

1,400 W SJS II Variable Speed Angle Grinder, Soft Start, Slide Switch



318	GA4542C	GA5042C	GA6042C
Continuous rating Input	1,400W	1,400W	1,400W
Wheel Diameter	115 mm (4-1/2")	125 mm (5")	150 mm (6")
Hole Diameter	22.23 mm (7/8")	22.23 mm (7/8")	22.23 mm (7/8")
No Load Speed (RPM)	2,800 - 11,000	11,000	4,000 - 9,000
Dimensions (L x W x H)	303 x 130 x 116 mm (11-7/8 x 5-1/8 x 4-9/16")	303 x 140 x 116 mm (11-7/8 x 5-1/2 x 4-9/16")	303 x 171 x 116 mm (11-7/8 x 6-3/4 x 4-9/16")
Net weight	2.4 - 2.8 kg (5.2 - 6.2 lbs.)	2.5 - 3.6 kg (5.4 - 8 lbs.)	2.5 - 2.9 kg (5.5 - 6.4 lbs.)
Power supply cord	2.5 m (8.2 ft)	2.5 m (8.2 ft)	2.5 m (8.2 ft)



Depressed center wheel, Side grip, Wheel cover, Lock nut wrench

Angle Grinder

1,400 W SJS Variable Speed Angle Grinder, Anti-Restart Function, Soft Start, Slide Switch



318	9565CVR	9564CV	9565CV	9566CV
Continuous rating Input	1,400W	1,400W	1,400W	1,400W
Wheel Diameter	125 mm (5")	115 mm (4-1/2")	125 mm (5")	150 mm (6")
Hole Diameter	22.23 mm (7/8")	22.23 mm (7/8")	22.23 mm (7/8")	22.23 mm (7/8")
No Load Speed (RPM)	2,800 - 12,000	2,800 - 12,000	2,800 - 12,000	4,000 - 10,000
Dimensions (L x W x H)	299 x 139 x 103 mm (11-3/4 x 5-1/2 x 4-1/16")	299 x 129 x 103 mm (11-3/4 x 5-1/16 x 4")	299 x 139 x 103 mm (11-3/4 x 5-1/2 x 4-1/16")	299 x 169 x 103 mm (11-3/4 x 6-5/8 x 4-1/16")
Net weight	2.4 - 3.5 kg (5.2 - 7.7 lbs.)	2.3 - 2.6 kg (5.1 - 5.8 lbs.)	2.4 - 3.5 kg (5.2 - 7.7 lbs.)	2.4 - 2.8 kg (5.2 - 6.1 lbs.)
Power supply cord	2.5 m (8.2 ft)	2.5 m (8.2 ft)	2.5 m (8.2 ft)	2.5 m (8.2 ft)



Depressed center wheel, Side grip, Wheel cover, Lock nut wrench

Angle Grinder

1,400 W SJS Angle Grinder, Anti-Restart Function, Soft Start, Slide Switch



318	9565CR	9566CR
Continuous rating Input	1,400W	1,400W
Wheel Diameter	125 mm (5")	150 mm (6")
Hole Diameter	22.23 mm (7/8")	22.23 mm (7/8")
No Load Speed (RPM)	12,000	10,000
Dimensions (L x W x H)	299 x 139 x 103 mm (11-3/4 x 5-1/2 x 4-1/16")	299 x 169 x 103 mm (11-3/4 x 6-5/8 x 4-1/16")
Net weight	2.4 - 3.5 kg (5.2 - 7.7 lbs.)	2.5 - 2.8 kg (5.4 - 6.2 lbs.)
Power supply cord	2.5 m (8.2 ft)	2.5 m (8.2 ft)



Depressed center wheel, Side grip, Wheel cover, Lock nut wrench

Angle Grinder

1,400 W SJS Angle Grinder, Slide Switch



318	9565C	9566C
Continuous rating Input	1,400W	1,400W
Wheel Diameter	125 mm (5")	150 mm (6")
Hole Diameter	22.23 mm (7/8")	22.23 mm (7/8")
No Load Speed (RPM)	12,000	10,000
Dimensions (L x W x H)	299 x 139 x 103 mm (11-3/4 x 5-1/2 x 4-1/16")	299 x 169 x 103 mm (11-3/4 x 6-5/8 x 4-1/16")
Net weight	2.4 - 3.5 kg (5.3 - 7.7 lbs.)	2.5 - 2.8 kg (5.4 - 6.2 lbs.)
Power supply cord	2.5 m (8.2 ft)	2.5 m (8.2 ft)



Depressed center wheel, Side grip, Wheel cover, Lock nut wrench

Angle Grinder

1,400 W SJS Variable Speed Angle Grinder, Soft Start, Paddle Switch



318	9564PCV	9565PCV	9566PCV
Continuous rating Input	1,400W	1,400W	1,400W
Wheel Diameter	115 mm (4-1/2")	125 mm (5")	150 mm (6")
Hole Diameter	22.23 mm (7/8")	22.23 mm (7/8")	22.23 mm (7/8")
No Load Speed (RPM)	2,800 - 12,000	12,000	4,000 - 10,000
Dimensions (L x W x H)	307 x 129 x 103 mm (12-1/8 x 5-1/8 x 4")	307 x 139 x 103 mm (12-1/8 x 5-1/2 x 4")	307 x 169 x 103 mm (12-1/8 x 6-5/8 x 4")
Net weight	2.4 - 2.7 kg (5.3 - 5.9 lbs.)	2.4 - 3.5 kg (5.3 - 7.7 lbs.)	2.4 - 2.8 kg (5.3 - 6.2 lbs.)
Power supply cord	2.5 m (8.2 ft)	2.5 m (8.2 ft)	2.5 m (8.2 ft)



Depressed center wheel, Side grip, Wheel cover, Lock nut wrench

Grinding/Sanding/Polishing

Angle Grinder

1,400 W SJS Angle Grinder, Soft Start, Paddle Switch



318	9564PC	9565PC	9566PC
Continuous rating Input	1,400W	1,400W	1,400W
Wheel Diameter	115 mm (4-1/2")	125 mm (5")	150 mm (6")
Hole Diameter	22.23 mm (7/8")	22.23 mm (7/8")	22.23 mm (7/8")
No Load Speed (RPM)	12,000	12,000	10,000
Dimensions (L x W x H)	307 x 129 x 103 mm (12-1/8 x 5-1/8 x 4")	307 x 139 x 103 mm (12-1/8 x 5-1/2 x 4")	307 x 169 x 103 mm (12-1/8 x 6-5/8 x 4")
Net weight	2.4 - 2.7 kg (5.3 - 6 lbs.)	2.4 - 3.5 kg (5.3 - 7.7 lbs.)	2.4 - 2.8 kg (5.3 - 6.2 lbs.)
Power supply cord	2.5 m (8.2 ft)	2.5 m (8.2 ft)	2.5 m (8.2 ft)



Depressed center wheel, Side grip, Wheel cover, Lock nut wrench

Angle Grinder

1,400 W SJS Variable Speed Angle Grinder, Soft Start, Slide Switch



318	9565CLR	9565CVL
Continuous rating Input	1,400W	1,400W
Wheel Diameter	125 mm (5")	125 mm (5")
Hole Diameter	22.23 mm (7/8")	22.23 mm (7/8")
No Load Speed (RPM)	2,000 - 7,800	2,000 - 7,800
Dimensions (L x W x H)	311 x 125 x 114 mm (11-3/8 x 5 x 4-1/2")	311 x 80 x 114 mm (12-1/4 x 3-5/32 x 4-1/12")
Net weight	2.1 - 2.6 kg (4.6 - 5.8 lbs.)	2.1 - 2.6 kg (4.6 - 5.9 lbs.)
Power supply cord	2.5 m (8.2 ft)	2.5 m (8.2 ft)



9565CLR:
Anti-restart function

Abrasive disc, Pad, Head cover, Side grip, Lock nut wrench

Angle Grinder

1,300 W Angle Grinder, Paddle Switch



260	GA4050	GA4550	GA5050
Continuous rating Input	1,300W	1,300W	1,300W
Wheel Diameter	100 mm (4")	115 mm (4-1/2")	125 mm (5")
Hole Diameter	16 mm (5/8")	22.23 mm (7/8")	22.23 mm (7/8")
No Load Speed (RPM)	11,000	11,000	11,000
Circumference of grip portion	212 mm (8-3/8")	212 mm (8-3/8")	212 mm (8-3/8")
Dimensions (L x W x H)	325 x 117 x 100 mm (12-3/4 x 4-5/8 x 4-5/16")	325 x 130 x 117 mm (12-3/4 x 5-1/8 x 4-5/8")	325 x 140 x 117 mm (12-3/4 x 5-1/2 x 4-5/8")
Net weight	2.3 - 2.6 kg (5.1 - 5.7 lbs.)	2.4 - 2.8 kg (5.3 - 6.2 lbs.)	2.5 - 2.8 kg (5.5 - 6.2 lbs.)
Power supply cord	2.5 m (8.2 ft)	2.5 m (8.2 ft)	2.5 m (8.2 ft)



Depressed center wheel, Side grip, Wheel cover, Lock nut wrench

Angle Grinder

1,300 W Angle Grinder, Paddle Switch



260	GA4552	GA5052
Continuous rating Input	1,300W	1,300W
Wheel Diameter	115 mm (4-1/2")	125 mm (5")
Hole Diameter	22.23 mm (7/8")	22.23 mm (7/8")
No Load Speed (RPM)	11,000	11,000
Circumference of grip portion	212 mm (8-3/8")	212 mm (8-3/8")
Dimensions (L x W x H)	325 x 130 x 117 mm (12-3/4 x 5-1/8 x 4-5/8")	325 x 140 x 117 mm (12-3/4 x 5-1/2 x 4-5/8")
Net weight	2.4 - 2.8 kg (5.3 - 6.2 lbs.)	2.5 - 2.8 kg (5.5 - 6.2 lbs.)
Power supply cord	2.5 m (8.2 ft)	2.5 m (8.2 ft)



Depressed center wheel, Side grip, Wheel cover, Lock nut wrench

Angle Grinder

1,300 W Angle Grinder, Anti-Restart Function, Paddle Switch



260	GA4050R	GA4550R	GA5050R
Continuous rating Input	1,300W	1,300W	1,300W
Wheel Diameter	100 mm (4")	115 mm (4-1/2")	125 mm (5")
Hole Diameter	16 mm (5/8")	22.23 mm (7/8")	22.23 mm (7/8")
No Load Speed (RPM)	11,000	11,000	11,000
Circumference of grip portion	212 mm (8-3/8")	212 mm (8-3/8")	212 mm (8-3/8")
Dimensions (L x W x H)	325 x 117 x 100 mm (12-3/4 x 4-5/8 x 4-5/16")	325 x 130 x 117 mm (12-3/4 x 5-1/8 x 4-5/8")	325 x 140 x 117 mm (12-3/4 x 5-1/2 x 4-5/8")
Net weight	2.3 - 2.6 kg (5.1 - 5.7 lbs.)	2.4 - 2.8 kg (5.3 - 6.2 lbs.)	2.5 - 2.8 kg (5.5 - 6.2 lbs.)
Power supply cord	2.5 m (8.2 ft)	2.5 m (8.2 ft)	2.5 m (8.2 ft)



Depressed center wheel, Side grip, Wheel cover, Lock nut wrench

Angle Grinder

1,300 W Angle Grinder, Anti-Restart Function, Paddle Switch



260	GA4552R	GA5052R
Continuous rating Input	1,300W	1,300W
Wheel Diameter	115 mm (4-1/2")	125 mm (5")
Hole Diameter	22.23 mm (7/8")	22.23 mm (7/8")
No Load Speed (RPM)	11,000	11,000
Circumference of grip portion	212 mm (8-3/8")	212 mm (8-3/8")
Dimensions (L x W x H)	325 x 130 x 117 mm (12-3/4 x 5-1/8 x 4-5/8")	325 x 140 x 117 mm (12-3/4 x 5-1/2 x 4-5/8")
Net weight	2.4 - 2.8 kg (5.3 - 6.2 lbs.)	2.5 - 2.8 kg (5.5 - 6.2 lbs.)
Power supply cord	2.5 m (8.2 ft)	2.5 m (8.2 ft)



Depressed center wheel, Side grip, Wheel cover, Lock nut wrench

Angle Grinder

1,300 W Angle Grinder, Anti-Restart Function, Paddle Switch, Undetachable Wheel Cover



260 mm	GA4051R	GA4551R	GA5051R
Continuous rating Input	1,300W	1,300W	1,300W
Wheel Diameter	100 mm (4")	115 mm (4-1/2")	125 mm (5")
Hole Diameter	16 mm (5/8")	22.23 mm (7/8")	22.23 mm (7/8")
No Load Speed (RPM)	11,000	11,000	11,000
Circumference of grip portion	212 mm (8-3/8")	212 mm (8-3/8")	212 mm (8-3/8")
Dimensions (L x W x H)	325 x 117 x 100 mm (12-3/4 x 4-5/8 x 4-5/16")	325 x 130 x 117 mm (12-3/4 x 5-1/8 x 4-5/8")	325 x 140 x 117 mm (12-3/4 x 5-1/2 x 4-5/8")
Net weight	2.3 - 2.5 kg (5.1 - 5.5 lbs.)	2.4 - 2.7 kg (5.3 - 6.0 lbs.)	2.5 - 2.7 kg (5.5 - 6.0 lbs.)
Power supply cord	2.5 m (8.2 ft)	2.5 m (8.2 ft)	2.5 m (8.2 ft)



Depressed center wheel, Side grip, Wheel cover, Lock nut wrench

Angle Grinder

1,300 W Angle Grinder, Anti-Restart Function, Paddle Switch, Undetachable Wheel Cover



260 mm	GA4553R	GA5053R
Continuous rating Input	1,300W	1,300W
Wheel Diameter	115 mm (4-1/2")	125 mm (5")
Hole Diameter	22.23 mm (7/8")	22.23 mm (7/8")
No Load Speed (RPM)	11,000	11,000
Circumference of grip portion	212 mm (8-3/8")	212 mm (8-3/8")
Dimensions (L x W x H)	325 x 130 x 117 mm (12-3/4 x 5-1/8 x 4-5/8")	325 x 140 x 117 mm (12-3/4 x 5-1/2 x 4-5/8")
Net weight	2.4 - 2.7 kg (5.3 - 6.0 lbs.)	2.5 - 2.7 kg (5.5 - 6.0 lbs.)
Power supply cord	2.5 m (8.2 ft)	2.5 m (8.2 ft)



Depressed center wheel, Side grip, Wheel cover, Lock nut wrench

Angle Grinder

1,100 W SJS II Angle Grinder, Anti-Restart Function, Mechanical Brake, Soft Start, Slide Switch



325 mm	GA4541R	GA5041R
Continuous rating Input	1,100W	1,100W
Wheel Diameter	115 mm (4-1/2")	125 mm (5")
Hole Diameter	22.23 mm (7/8")	22.23 mm (7/8")
No Load Speed (RPM)	11,000	11,000
Dimensions (L x W x H)	325 x 130 x 121 mm (12-3/4 x 5-1/8 x 4-3/4")	325 x 140 x 121 mm (12-3/4 x 5-1/2 x 4-3/4")
Net weight	2.7 - 3 kg (5.9 - 6.6 lbs.)	2.7 - 3.8 kg (5.9 - 8.4 lbs.)
Power supply cord	2.5 m (8.2 ft)	2.5 m (8.2 ft)



Depressed center wheel, Side grip, Wheel cover, Lock nut wrench

Angle Grinder

1,100 W SJS II Angle Grinder, Anti-Restart Function, Soft Start, Slide Switch



325 mm	GA4540R	GA5040R	GA6040R
Continuous rating Input	1,100W	1,100W	1,100W
Wheel Diameter	115 mm (4-1/2")	125 mm (5")	150 mm (6")
Hole Diameter	22.23 mm (7/8")	22.23 mm (7/8")	22.23 mm (7/8")
No Load Speed (RPM)	11,000	11,000	9,000
Dimensions (L x W x H)	303 x 130 x 116 mm (11-7/8 x 5-1/8 x 4-9/16")	303 x 140 x 116 mm (11-7/8 x 5-1/2 x 4-9/16")	303 x 171 x 116 mm (11-7/8 x 6-3/4 x 4-9/16")
Net weight	2.4 - 2.8 kg (5.4 - 6.1 lbs.)	2.5 - 3.6 kg (5.4 - 8 lbs.)	2.5 - 2.9 kg (5.5 - 6.4 lbs.)
Power supply cord	2.5 m (8.2 ft)	2.5 m (8.2 ft)	2.5 m (8.2 ft)



Depressed center wheel, Side grip, Wheel cover, Lock nut wrench

Angle Grinder

1,100 W SJS II Angle Grinder, Slide Switch



325 mm	GA4040	GA4540	GA5040	GA6040
Continuous rating Input	1,100W	1,100W	1,100W	1,100W
Wheel Diameter	100 mm (4")	115 mm (4-1/2")	125 mm (5")	150 mm (6")
Hole Diameter	16 mm (5/8")	22.23 mm (7/8")	22.23 mm (7/8")	22.23 mm (7/8")
No Load Speed (RPM)	11,000	11,000	11,000	9,000
Dimensions (L x W x H)	303 x 117 x 111 mm (11-7/8 x 4-5/8 x 4-3/8")	303 x 130 x 116 mm (11-7/8 x 5-1/8 x 4-9/16")	303 x 140 x 116 mm (11-7/8 x 5-1/2 x 4-9/16")	303 x 171 x 116 mm (11-7/8 x 6-3/4 x 4-9/16")
Net weight	2.2 - 2.5 kg (4.9 - 5.6 lbs.)	2.3 - 2.7 kg (5.2 - 5.9 lbs.)	2.4 - 3.5 kg (5.2 - 7.8 lbs.)	2.4 - 2.8 kg (5.3 - 6.2 lbs.)
Power supply cord	2.5 m (8.2 ft)	2.5 m (8.2 ft)	2.5 m (8.2 ft)	2.5 m (8.2 ft)



Depressed center wheel, Side grip, Wheel cover, Lock nut wrench

Angle Grinder

125 mm (5") 1,100 W SJS Angle Grinder, Anti-Restart Function, Soft Start, Slide Switch



325 mm	9565HR
Continuous rating Input	1,100W
Wheel Diameter	125 mm (5")
Hole Diameter	22.23 mm (7/8")
No Load Speed (RPM)	12,000
Dimensions (L x W x H)	299 x 140 x 111 mm (11-3/4 x 5-1/2 x 4-3/8")
Net weight	2.4 - 3.5 kg (5.2 - 7.6 lbs.)
Power supply cord	2.5 m (8.2 ft)




Depressed center wheel, Side grip, Wheel cover, Lock nut wrench

Grinding/Sanding/Polishing

Angle Grinder

1,100 W SJS Angle Grinder, Slide Switch



325 	9564H	9565H
Continuous rating Input	1,100W	1,100W
Wheel Diameter	115 mm (4-1/2")	125 mm (5")
Hole Diameter	22.23 mm (7/8")	22.23 mm (7/8")
No Load Speed (RPM)	2,800 - 12,000	12,000
Dimensions (L x W x H)	299 x 129 x 103 mm (11-3/4 x 5-1/16 x 4")	299 x 139 x 103 mm (11-3/4 x 5-1/2 x 4")
Net weight	2.3 - 2.6 kg (5.1 - 5.7 lbs.)	2.3 - 3.4 kg (5.1 - 7.5 lbs.)
Power supply cord	2.5 m (8.2 ft)	2.5 m (8.2 ft)




Depressed center wheel, Side grip, Wheel cover, Lock nut wrench

Angle Grinder

1,100 W SJS Angle Grinder, Paddle Switch



325 	9564P	9565P
Continuous rating Input	1,100W	1,100W
Wheel Diameter	115 mm (4-1/2")	125 mm (5")
Hole Diameter	22.23 mm (7/8")	22.23 mm (7/8")
No Load Speed (RPM)	12,000	12,000
Dimensions (L x W x H)	307 x 129 x 103 mm (12-1/8 x 5-1/8 x 4")	307 x 139 x 103 mm (12-1/8 x 5-1/2 x 4")
Net weight	2.4 - 2.7 kg (5.3 - 5.9 lbs.)	2.4 - 2.7 kg (5.3 - 5.9 lbs.)
Power supply cord	2.5 m (8.2 ft)	2.5 m (8.2 ft)




Side grip, Wheel cover, Lock nut wrench

Angle Grinder

1,050 W SJS Angle Grinder, Large Trigger Switch



303 	GA5021	GA5011	GA6021
Continuous rating Input	1,050W	1,050W	1,050W
Wheel Diameter	125 mm (5")	125 mm (5")	150 mm (6")
Hole Diameter	22.23 mm (7/8")	22.23 mm (7/8")	22.23 mm (7/8")
No Load Speed (RPM)	10,000	12,000	10,000
Dimensions (L x W x H)	384 x 139 x 120 mm (15-1/8 x 5-1/2 x 4-3/4")	384 x 139 x 113 mm (15-1/8 x 5-1/2 x 4-7/16")	384 x 172 x 120 mm (15-1/8 x 6-3/4 x 4-3/4")
Net weight	2.7 - 3.9 kg (6 - 8.6 lbs.)	2.6 - 3.8 kg (5.8 - 8.4 lbs.)	2.8 - 3.2 kg (6.1 - 7.1 lbs.)
Power supply cord	2.5 m (8.2 ft)	2.5 m (8.2 ft)	2.5 m (8.2 ft)




Depressed center wheel, Side grip, Wheel cover, Lock nut wrench

Angle Grinder

1,050 W SJS Angle Grinder, Finger Trigger Switch



303 	GA5020	GA5010	GA6020	GA6010
Continuous rating Input	1,050W	1,050W	1,050W	1,050W
Wheel Diameter	125 mm (5")	125 mm (5")	150 mm (6")	150 mm (6")
Hole Diameter	22.23 mm (7/8")	22.23 mm (7/8")	22.23 mm (7/8")	22.23 mm (7/8")
No Load Speed (RPM)	12,000	12,000	10,000	10,000
Dimensions (L x W x H)	356 x 139 x 120 mm (14 x 5-1/2 x 4-3/4")	356 x 139 x 112 mm (14 x 5-1/2 x 4-3/8")	356 x 169 x 120 mm (14 x 6-5/8 x 4-3/4")	356 x 169 x 112 mm (14 x 6-5/8 x 4-3/8")
Net weight	2.7 - 3.9 kg (6 - 8.6 lbs.)	2.6 - 3.8 kg (5.8 - 8.4 lbs.)	2.8 - 3.2 kg (6.1 - 7.1 lbs.)	2.7 - 3.1 kg (5.9 - 6.9 lbs.)
Power supply cord	2.5 m (8.2 ft)	2.5 m (8.2 ft)	2.5 m (8.2 ft)	2.5 m (8.2 ft)




Depressed center wheel, Side grip, Wheel cover, Lock nut wrench

Angle Grinder

125 mm (5") 1,400 W Angle Grinder, Soft Start, Slide Switch, X-LOCK

GA5080R: Anti-Restart Function



318 	GA5080	GA5080R
Continuous rating Input	1,400W	1,400W
Wheel Diameter	125 mm (5")	125 mm (5")
Hole Diameter	22.23 mm (7/8")	22.23 mm (7/8")
Max cutting depth	31 mm (1-1/4")	31 mm (1-1/4")
No Load Speed (RPM)	12,000	12,000
Circumference of grip portion	205 mm (8-1/8")	205 mm (8-1/8")
Dimensions (L x W x H)	309 x 141 x 113 mm (12-1/8 x 5-9/16 x 4-7/16")	309 x 141 x 113 mm (12-1/8 x 5-9/16 x 4-7/16")
Net weight	2.5 - 3.6 kg (5.5 - 7.9 lbs.)	2.5 - 3.6 kg (5.5 - 7.9 lbs.)
Power supply cord	2.5 m (8.2 ft)	2.5 m (8.2 ft)




Depressed center wheel, Side grip, Wheel cover

Angle Grinder

115 mm (4-1/2") 840 W Angle Grinder, Slide Switch, X-LOCK



325 	GA4570
Continuous rating Input	840W
Wheel Diameter	115 mm (4-1/2")
Hole Diameter	22.23 mm (7/8")
No Load Speed (RPM)	11,000
Circumference of grip portion	195 mm (7-5/8")
Cutting depth	26 mm (1")
Dimensions (L x W x H)	288 x 131 x 112 mm (11-3/8 x 5-1/8 x 4-3/8")
Net weight	2.2 - 2.5 kg (4.9 - 5.5 lbs.)
Power supply cord	2.5 m (8.2 ft)



Grinding wheel, Side grip, Wheel cover

Angle Grinder

9556HB: Toggle Switch
9556HN / 9557HN / 9558HN: Slide Switch



840 W Angle Grinder

325	9556HB	9556HN	9557HN	9558HN
Continuous rating Input	840W	840W	840W	840W
Wheel Diameter	100 mm (4")	100 mm (4")	115 mm (4-1/2")	125 mm (5")
Hole Diameter	16 mm (5/8")	16 mm (5/8")	22.23 mm (7/8")	22.23 mm (7/8")
No Load Speed (RPM)	11,000	11,000	11,000	11,000
Dimensions (L x W x H)	271 x 118 x 97 mm (10-5/8 x 4-5/8 x 3-13/16")	271 x 118 x 97 mm (10-5/8 x 4-5/8 x 3-13/16")	271 x 129 x 106 mm (10-5/8 x 5-1/8 x 4-3/16")	271 x 139 x 106 mm (10-5/8 x 5-1/2 x 4-3/16")
Net weight	1.6 - 2 kg (3.6 - 4.4 lbs.)	1.6 - 2 kg (3.6 - 4.4 lbs.)	1.7 - 2.2 kg (3.8 - 4.8 lbs.)	1.7 - 3 kg (3.8 - 6.6 lbs.)
Power supply cord	2.5 m (8.2 ft)	2.5 m (8.2 ft)	2.5 m (8.2 ft)	2.5 m (8.2 ft)

Depressed center wheel, Side grip, Wheel cover, Lock nut wrench

Angle Grinder



840 W Angle Grinder, Anti-Restart Function, Soft Start, Slide Switch

325	9557NBR	9557HNR	9558NBR	9558HNR
Continuous rating Input	840W	840W	840W	840W
Wheel Diameter	115 mm (4-1/2")	115 mm (4-1/2")	125 mm (5")	125 mm (5")
Hole Diameter	22.23 mm (7/8")	22.23 mm (7/8")	22.23 mm (7/8")	22.23 mm (7/8")
No Load Speed (RPM)	11,000	11,000	11,000	11,000
Dimensions (L x W x H)	271 x 130 x 106 mm (10-5/8 x 5-1/8 x 4-3/16")	271 x 130 x 106 mm (10-5/8 x 5-1/8 x 4-3/16")	271 x 140 x 106 mm (10-5/8 x 5-1/2 x 4-3/16")	271 x 140 x 106 mm (10-5/8 x 5-1/2 x 4-3/16")
Net weight	1.7 - 2.4 kg (3.8 - 5.3 lbs.)	1.7 - 2.4 kg (3.8 - 5.3 lbs.)	1.7 - 3.2 kg (3.8 - 7 lbs.)	1.7 - 3.2 kg (3.8 - 7.1 lbs.)
Power supply cord	2.5 m (8.2 ft)	2.5 m (8.2 ft)	2.5 m (8.2 ft)	2.5 m (8.2 ft)

Depressed center wheel, Side grip, Wheel cover, Lock nut wrench

Angle Grinder



840 W Angle Grinder, Paddle Switch

325	9556HP	9557HP	9558HP
Continuous rating Input	840W	840W	840W
Wheel Diameter	100 mm (4")	115 mm (4-1/2")	125 mm (5")
Hole Diameter	16 mm (5/8")	22.23 mm (7/8")	22.23 mm (7/8")
No Load Speed (RPM)	11,000	11,000	11,000
Dimensions (L x W x H)	273 x 118 x 97 mm (10-3/4 x 4-5/8 x 3-13/16")	273 x 129 x 106 mm (10-3/4 x 5-1/8 x 4-3/16")	273 x 139 x 106 mm (10-3/4 x 5-1/2 x 4-3/16")
Net weight	1.7 - 2 kg (3.7 - 4.5 lbs.)	1.7 - 2.2 kg (3.7 - 4.9 lbs.)	1.8 - 3 kg (3.9 - 6.7 lbs.)
Power supply cord	2.5 m (8.2 ft)	2.5 m (8.2 ft)	2.5 m (8.2 ft)

Depressed center wheel, Side grip, Wheel cover, Lock nut wrench

Angle Grinder



720 W Angle Grinder, Toggle Switch

459	GA4031	GA4032
Continuous rating Input	720W	720W
Wheel Diameter	100 mm (4")	100 mm (4")
Hole Diameter	16 mm (5/8")	16 mm (5/8")
No Load Speed (RPM)	11,000	9,000
Dimensions (L x W x H)	259 x 118 x 104 mm (10-1/4 x 4-5/8 x 4-1/8")	259 x 118 x 104 mm (10-1/4 x 4-5/8 x 4-1/8")
Net weight	1.71 - 2 kg (3.77 - 4.41 lbs.)	1.67 - 1.96 kg (3.68 - 4.32 lbs.)
Power supply cord	2.5 m (8.2 ft)	2.5 m (8.2 ft)

Depressed center wheel, Wheel cover, Lock nut wrench

Angle Grinder



720 W Angle Grinder, Anti-Restart Function, Soft Start, Slide Switch

459	GA4030R	GA4530R	GA5030R
Continuous rating Input	720W	720W	720W
Wheel Diameter	100 mm (4")	115 mm (4-1/2")	125 mm (5")
Hole Diameter	16 mm (5/8")	22.23 mm (7/8")	22.23 mm (7/8")
No Load Speed (RPM)	11,000	11,000	11,000
Dimensions (L x W x H)	266 x 118 x 102 mm (10-1/2 x 4-5/8 x 4")	266 x 130 x 108 mm (10-1/2 x 5-1/2 x 4-1/4")	266 x 140 x 108 mm (10-1/2 x 5-1/2 x 4-1/4")
Net weight	1.72 - 2.01 kg (3.79 - 4.43 lbs.)	1.88 - 2.22 kg (4.14 - 4.89 lbs.)	1.91 - 3.06 kg (4.21 - 6.75 lbs.)
Power supply cord	2.5 m (8.2 ft)	2.5 m (8.2 ft)	2.5 m (8.2 ft)

Depressed center wheel, Side grip, Wheel cover, Lock nut wrench

Angle Grinder



720 W Angle Grinder, Slide Switch

459	GA4030	GA4530	GA5030
Continuous rating Input	720W	720W	720W
Wheel Diameter	100 mm (4")	115 mm (4-1/2")	125 mm (5")
Hole Diameter	16 mm (5/8")	22.23 mm (7/8")	22.23 mm (7/8")
No Load Speed (RPM)	11,000	11,000	11,000
Dimensions (L x W x H)	266 x 117 x 95 mm (10-1/2 x 4-5/8 x 3-3/4")	266 x 128 x 103 mm (10-1/2 x 5 x 4-1/16")	266 x 138 x 103 mm (10-1/2 x 5-7/16 x 4-1/16")
Net weight	1.73 - 2.02 kg (3.81 - 4.45 lbs.)	1.89 - 2.23 kg (4.17 - 4.91 lbs.)	1.92 - 3.07 kg (4.23 - 6.77 lbs.)
Power supply cord	2.5 m (8.2 ft)	2.5 m (8.2 ft)	2.5 m (8.2 ft)

Depressed center wheel, Side grip, Wheel cover, Lock nut wrench

Grinding/Sanding/Polishing

Grinding/Sanding/Polishing

Angle Grinder

720 W Angle Grinder, Paddle Switch



459	GA4034	GA4534	GA5034
Continuous rating Input	720W	720W	720W
Wheel Diameter	100 mm (4")	115 mm (4-1/2")	125 mm (5")
Hole Diameter	16 mm (5/8")	22.23 mm (7/8")	22.23 mm (7/8")
No Load Speed (RPM)	11,000	11,000	11,000
Dimensions (L x W x H)	265 x 118 x 95 mm (10-3/8 x 4-5/8 x 3-3/4")	265 x 128 x 103 mm (10-3/8 x 5 x 4-1/16")	265 x 139 x 103 mm (10-3/8 x 5-1/2 x 4-1/16")
Net weight	1.77 - 2.06 kg (3.9 - 4.54 lbs.)	1.98 - 2.31 kg (4.37 - 5.09 lbs.)	2 - 3.15 kg (4.41 - 6.94 lbs.)
Power supply cord	2.5 m (8.2 ft)	2.5 m (8.2 ft)	2.5 m (8.2 ft)



Depressed center wheel, Side grip, Wheel cover, Lock nut wrench

Angle Grinder

710 W Angle Grinder, Slide Switch



325	9553HN	9554HN	9555HN
Continuous rating Input	710W	710W	710W
Wheel Diameter	100 mm (4")	115 mm (4-1/2")	125 mm (5")
Hole Diameter	16 mm (5/8")	22.23 mm (7/8")	22.23 mm (7/8")
No Load Speed (RPM)	11,000	10,000	10,000
Dimensions (L x W x H)	258 x 118 x 97 mm (10-1/8 x 4-5/8 x 3-13/16")	258 x 129 x 106 mm (10-1/8 x 5-1/8 x 4-3/16")	258 x 139 x 106 mm (10-1/8 x 5-1/2 x 4-3/16")
Net weight	1.5 - 1.8 kg (3.2 - 4.1 lbs.)	1.6 - 2 kg (3.5 - 4.4 lbs.)	1.6 - 2.9 kg (3.5 - 6.3 lbs.)
Power supply cord	2.5 m (8.2 ft)	2.5 m (8.2 ft)	2.5 m (8.2 ft)



Depressed center wheel, Side grip, Wheel cover, Lock nut wrench

Angle Grinder

100 mm (4") 710 W Angle Grinder, Toggle Switch



325	9553HB
Continuous rating Input	710W
Wheel Diameter	100 mm (4")
Hole Diameter	16 mm (5/8")
No Load Speed (RPM)	11,000
Dimensions (L x W x H)	258 x 118 x 97 mm (10-1/8 x 4-5/8 x 3-13/16")
Net weight	1.5 - 1.9 kg (3.3 - 4.1 lbs.)
Power supply cord	2.5 m (8.2 ft)



Depressed center wheel, Wheel cover, Lock nut wrench

Angle Grinder / Disc Grinder

100 mm (4") 570 W Angle Grinder, Toggle Switch

9500NB: Angle Grinder



411	9500NB	N9500N
Continuous rating Input	570W	570W
Wheel Diameter	100 mm (4")	100 mm (4")
Hole Diameter	16 mm (5/8")	16 mm (5/8")
No Load Speed (RPM)	12,000	12,000
Overall length	253 mm (10")	245 mm (9-5/8")
Net weight	1.9 kg (3.5 - 4.3 lbs.)	1.6 - 1.9 kg (3.5 - 4.2 lbs.)
Power supply cord	2.5 m (8.2 ft)	2.5 m (8.2 ft)



N9500N: Disc Grinder

Depressed center wheel, Wheel cover, Lock nut wrench

Angle Grinder

2,800 W AFT Angle Grinder, Anti-Restart Function, Soft Start, Mechanical Brake, Large Trigger Switch



224	GA7070	GA9070
Continuous rating Input	2,800W	2,800W
Wheel Diameter	180 mm (7")	230 mm (9")
Hole Diameter	22.23 mm (7/8")	22.23 mm (7/8")
No Load Speed (RPM)	8,500	6,600
Dimensions (L x W x H)	506 x 200 x 146 mm (20 x 7-7/8 x 5-3/4")	506 x 250 x 146 mm (20 x 9-7/8 x 5-3/4")
Net weight	6.1 - 6.6 kg (13.5 - 14.6 lbs.)	6.3 - 8.5 kg (13.9 - 18.7 lbs.)
Power supply cord	2.5 m (8.2 ft)	2.5 m (8.2 ft)

AFT



Anti-vibration grip, Wheel cover, Lock nut wrench

Angle Grinder

2,800 W AFT D-Handle Angle Grinder, Anti-Restart Function, Soft Start, Mechanical Brake, Large Trigger Switch



224	GA7071	GA9071
Continuous rating Input	2,800W	2,800W
Wheel Diameter	180 mm (7")	230 mm (9")
Hole Diameter	22.23 mm (7/8")	22.23 mm (7/8")
No Load Speed (RPM)	8,500	6,600
Dimensions (L x W x H)	506 x 200 x 146 mm (20 x 7-7/8 x 5-3/4")	506 x 250 x 146 mm (20 x 9-7/8 x 5-3/4")
Net weight	6.2 - 6.7 kg (13.7 - 14.8 lbs.)	6.4 - 8.5 kg (14.1 - 18.7 lbs.)
Power supply cord	2.5 m (8.2 ft)	2.5 m (8.2 ft)

AFT



Anti-vibration grip, Wheel cover, Lock nut wrench

Angle Grinder

2,700 W Angle Grinder, Anti-Restart Function, Soft Start, Large Trigger Switch



224	GA7080	GA9080
Continuous rating Input	2,700W	2,700W
Wheel Diameter	180 mm (7")	230 mm (9")
No Load Speed (RPM)	8,500	6,600
Dimensions (L x W x H)	509 x 200 x 144 mm (20 x 7-7/8 x 5-5/8")	509 x 250 x 144 mm (20 x 9-7/8 x 5-5/8")
Net weight	6.3 - 6.8 kg (13.9 - 15.0 lbs.)	6.5 - 8.6 kg (14.3 - 19.0 lbs.)
Power supply cord	2.5 m (8.2 ft)	2.5 m (8.2 ft)



Anti-vibration grip, Wheel cover, Lock nut wrench

Angle Grinder

2,700 W Angle Grinder, Anti-Restart Function, Soft Start, Large Trigger Switch



224	GA7081	GA9081
Continuous rating Input	2,700W	2,700W
Wheel Diameter	180 mm (7")	230 mm (9")
No Load Speed (RPM)	8,500	6,600
Dimensions (L x W x H)	461 x 200 x 144 mm (18-1/8 x 7-7/8 x 5-5/8")	461 x 250 x 144 mm (18-1/8 x 9-7/8 x 5-5/8")
Net weight	6.1 - 6.6 kg (13.4 - 14.6 lbs.)	6.3 - 8.4 kg (13.9 - 18.5 lbs.)
Power supply cord	2.5 m (8.2 ft)	2.5 m (8.2 ft)



without Rotatable Handle

Side grip, Wheel cover, Lock nut wrench

Angle Grinder

2,700 W Angle Grinder, Large Trigger Switch



224	GA7082	GA9082
Continuous rating Input	2,700W	2,700W
Wheel Diameter	180 mm (7")	230 mm (9")
No Load Speed (RPM)	8,500	6,600
Dimensions (L x W x H)	461 x 200 x 144 mm (18-1/8 x 7-7/8 x 5-5/8")	461 x 250 x 144 mm (18-1/8 x 9-7/8 x 5-5/8")
Net weight	6.0 - 6.5 kg (13.2 - 14.3 lbs.)	6.2 - 8.3 kg (13.7 - 18.3 lbs.)
Power supply cord	2.5 m (8.2 ft)	2.5 m (8.2 ft)



without Rotatable Handle

Side grip, Wheel cover, Lock nut wrench

Angle Grinder

2,600 W Angle Grinder, Anti-Restart Function, Soft Start, Large Trigger Switch



204	GA7040R	GA9040R
Continuous rating Input	2,600W	2,600W
Wheel Diameter	180 mm (7")	230 mm (9")
Hole Diameter	22.23 mm (7/8")	22.23 mm (7/8")
No Load Speed (RPM)	8,500	6,600
Dimensions (L x W x H)	503 x 200 x 140 mm (19-3/4 x 7-7/8 x 5-1/2")	503 x 250 x 140 mm (19-3/4 x 9-7/8 x 5-1/2")
Net weight	6.48 - 6.98 kg (14.3 - 15.4 lbs.)	6.69 - 8.98 kg (14.8 - 19.6 lbs.)
Power supply cord	2.5 m (8.2 ft)	2.5 m (8.2 ft)



Anti-vibration grip, Wheel cover, Lock nut wrench

Angle Grinder

2,600 W Angle Grinder, Soft Start, Large Trigger Switch



204	GA7040S	GA9040S
Continuous rating Input	2,600W	2,600W
Wheel Diameter	180 mm (7")	230 mm (9")
Hole Diameter	22.23 mm (7/8")	22.23 mm (7/8")
No Load Speed (RPM)	8,500	6,600
Dimensions (L x W x H)	511 x 200 x 140 mm (20-1/8 x 7-7/8 x 5-1/2")	503 x 250 x 140 mm (19-3/4 x 9-7/8 x 5-1/2")
Net weight	6.45 - 6.95 kg (14.2 - 15.3 lbs.)	6.65 - 8.94 kg (14.7 - 19.7 lbs.)
Power supply cord	2.5 m (8.2 ft)	2.5 m (8.2 ft)



Side grip, Wheel cover, Lock nut wrench

Angle Grinder

230 mm (9") 2,600 W Angle Grinder, Large Trigger Switch



204	GA9040
Continuous rating Input	2,600W
Wheel Diameter	230 mm (9")
Hole Diameter	22.23 mm (7/8")
No Load Speed (RPM)	6,600
Dimensions (L x W x H)	503 x 250 x 140 mm (19-3/4 x 9-7/8 x 5-1/2")
Net weight	6.62 - 8.91 kg (14.6 - 19.6 lbs.)
Power supply cord	2.5 m (8.2 ft)



Side grip, Wheel cover, Lock nut wrench

Grinding/Sanding/Polishing

Angle Grinder

2,400 W Angle Grinder, Anti-Restart Function, Soft Start, Large Trigger Switch



204	GA7030R	GA9030R
Continuous rating Input	2,400W	2,400W
Wheel Diameter	180 mm (7")	230 mm (9")
Hole Diameter	22.23 mm (7/8")	22.23 mm (7/8")
No Load Speed (RPM)	8,500	6,600
Dimensions (L x W x H)	503 x 200 x 140 mm (19-3/4 x 7-7/8 x 5-1/2")	503 x 250 x 140 mm (19-3/4 x 9-7/8 x 5-1/2")
Net weight	6.17 - 6.67 kg (13.6 - 14.7 lbs.)	6.36 - 8.65 kg (14 - 19.1 lbs.)
Power supply cord	2.5 m (8.2 ft)	2.5 m (8.2 ft)



Anti-vibration grip, Wheel cover, Lock nut wrench

Angle Grinder

2,400 W Angle Grinder, Large Trigger Switch



204	GA7030	GA9030
Continuous rating Input	2,400W	2,400W
Wheel Diameter	180 mm (7")	230 mm (9")
Hole Diameter	22.23 mm (7/8")	22.23 mm (7/8")
No Load Speed (RPM)	8,500	6,600
Dimensions (L x W x H)	511 x 200 x 140 mm (20-1/8 x 7-7/8 x 5-1/2")	503 x 250 x 140 mm (19-3/4 x 9-7/8 x 5-1/2")
Net weight	6.06 - 6.56 kg (13.36 - 14.46 lbs.)	6.26 - 8.55 kg (13.8 - 18.9 lbs.)
Power supply cord	2.5 m (8.2 ft)	2.5 m (8.2 ft)



Side grip, Wheel cover, Lock nut wrench

Angle Grinder

2,400 W Angle Grinder, Soft Start, Large Trigger Switch



204	GA7030S	GA9030S
Continuous rating Input	2,400W	2,400W
Wheel Diameter	180 mm (7")	230 mm (9")
Hole Diameter	22.23 mm (7/8")	22.23 mm (7/8")
No Load Speed (RPM)	8,500	6,600
Dimensions (L x W x H)	511 x 200 x 140 mm (20-1/8 x 7-7/8 x 5-1/2")	503 x 250 x 140 mm (19-3/4 x 9-7/8 x 5-1/2")
Net weight	6.11 - 6.61 kg (13.5 - 14.6 lbs.)	6.27 - 8.56 kg (13.8 - 18.9 lbs.)
Power supply cord	2.5 m (8.2 ft)	2.5 m (8.2 ft)



Side grip, Wheel cover, Lock nut wrench

Angle Grinder

2,400 W Angle Grinder, AC/DC Trigger Switch



204	GA7031	GA9031
Continuous rating Input	2,400W	2,400W
Wheel Diameter	180 mm (7")	230 mm (9")
Hole Diameter	22.23 mm (7/8")	22.23 mm (7/8")
No Load Speed (RPM)	8,500	6,600
Dimensions (L x W x H)	504 x 200 x 140 mm (19-7/8 x 7-7/8 x 5-1/2")	504 x 250 x 140 mm (19-7/8 x 9-7/8 x 5-1/2")
Net weight	5.93 - 6.43 kg (13.1 - 14.2 lbs.)	6.13 - 8.42 kg (13.5 - 18.6 lbs.)
Power supply cord	2.5 m (8.2 ft)	2.5 m (8.2 ft)



Side grip, Wheel cover, Lock nut wrench

Angle Grinder

230 mm (9") 2,200 W SJS II Angle Grinder, Anti-Restart Function, Soft Start, Large Trigger Switch



218	GA9063R
Continuous rating Input	2,200W
Wheel Diameter	230 mm (9")
Hole Diameter	22.23 mm (7/8")
No Load Speed (RPM)	6,600
Dimensions (L x W x H)	450 x 250 x 145 mm (17-3/4 x 9-7/8 x 5-3/4")
Net weight	5.8 - 8.16 kg (12.8 - 18 lbs.)
Power supply cord	2.5 m (8.2 ft)



Abrasive disc, Side grip, Wheel cover, Lock nut wrench

Angle Grinder

2,200 W SJS II Angle Grinder, Anti-Restart Function, Soft Start, Large Trigger Switch



218	GA7061R	GA9061R
Continuous rating Input	2,200W	2,200W
Wheel Diameter	180 mm (7")	230 mm (9")
Hole Diameter	22.23 mm (7/8")	22.23 mm (7/8")
No Load Speed (RPM)	8,500	6,600
Dimensions (L x W x H)	450 x 200 x 145 mm (17-3/4 x 7-7/8 x 5-3/4")	450 x 250 x 145 mm (17-3/4 x 9-7/8 x 5-3/4")
Net weight	5.57 - 6.08 kg (12.3 - 13.4 lbs.)	5.68 - 8.04 kg (12.5 - 17.7 lbs.)
Power supply cord	2.5 m (8.2 ft)	2.5 m (8.2 ft)



Side grip, Wheel cover, Lock nut wrench

Grinding/Sanding/Polishing

Grinding/Sanding/Polishing

Angle Grinder

2,200 W SJS II Angle Grinder, Large Trigger Switch



218	GA7061	GA9061
Continuous rating Input	2,200W	2,200W
Wheel Diameter	180 mm (7")	230 mm (9")
Hole Diameter	22.23 mm (7/8")	22.23 mm (7/8")
No Load Speed (RPM)	8,500	6,600
Dimensions (L x W x H)	450 x 200 x 145 mm (17-3/4 x 7-7/8 x 5-3/4")	450 x 250 x 145 mm (17-3/4 x 9-7/8 x 5-3/4")
Net weight	5.53 - 6.04 kg (12.2 - 13.3 lbs.)	5.63 - 7.99 kg (12.4 - 17.6 lbs.)
Power supply cord	2.5 m (8.2 ft)	2.5 m (8.2 ft)



Side grip, Wheel cover, Lock nut wrench

Angle Grinder

230 mm (9") 2,200 W D-Handle Angle Grinder, Anti-Restart Function, Soft Start, Large Trigger Switch



218	GA9062R
Continuous rating Input	2,200W
Wheel Diameter	230 mm (9")
Hole Diameter	22.23 mm (7/8")
No Load Speed (RPM)	6,600
Dimensions (L x W x H)	450 x 250 x 144 mm (17-3/4 x 9-7/8 x 5-5/8")
Net weight	5.65 - 8.01 kg (12.5 - 17.7 lbs.)
Power supply cord	2.5 m (8.2 ft)



Abrasive disc, Side grip, Wheel cover, Lock nut wrench

Angle Grinder

230 mm (9") 2,200 W D-Handle Angle Grinder, Large Trigger Switch



218	GA9062
Continuous rating Input	2,200W
Wheel Diameter	230 mm (9")
Hole Diameter	22.23 mm (7/8")
No Load Speed (RPM)	6,600
Dimensions (L x W x H)	450 x 250 x 144 mm (17-3/4 x 9-7/8 x 5-5/8")
Net weight	5.61 - 7.97 kg (12.4 - 17.6 lbs.)
Power supply cord	2.5 m (8.2 ft)



Abrasive disc, Side grip, Wheel cover, Lock nut wrench

Angle Grinder

2,200 W Angle Grinder, Anti-Restart Function, Soft Start, Large Trigger Switch



218	GA7060R	GA9060R
Continuous rating Input	2,200W	2,200W
Wheel Diameter	180 mm (7")	230 mm (9")
Hole Diameter	22.23 mm (7/8")	22.23 mm (7/8")
No Load Speed (RPM)	8,500	6,600
Dimensions (L x W x H)	450 x 200 x 144 mm (17-3/4 x 7-7/8 x 5-5/8")	450 x 250 x 144 mm (17-3/4 x 9-7/8 x 5-5/8")
Net weight	5.42 - 5.93 kg (12 - 13.1 lbs.)	5.52 - 7.88 kg (12.8 - 17.4 lbs.)
Power supply cord	2.5 m (8.2 ft)	2.5 m (8.2 ft)



Side grip, Wheel cover, Lock nut wrench

Angle Grinder

2,200 W High Torque Angle Grinder, Large Trigger Switch



218	GA7064	GA7060	GA9060
Continuous rating Input	2,200W	2,200W	2,200W
Wheel Diameter	180 mm (7")	180 mm (7")	230 mm (9")
Hole Diameter	22.23 mm (7/8")	22.23 mm (7/8")	22.23 mm (7/8")
No Load Speed (RPM)	6,600	8,500	6,600
Dimensions (L x W x H)	450 x 200 x 144 mm (17-3/4 x 7-7/8 x 5-5/8")	450 x 200 x 144 mm (17-3/4 x 7-7/8 x 5-5/8")	450 x 250 x 144 mm (17-3/4 x 9-7/8 x 5-5/8")
Net weight	5.34 - 5.85 kg (11.8 - 12.9 lbs.)	5.38 - 5.89 kg (11.9 - 13 lbs.)	5.5 - 7.86 kg (12.1 - 17.3 lbs.)
Power supply cord	2.5 m (8.2 ft)	2.5 m (8.2 ft)	2.5 m (8.2 ft)



Side grip, Wheel cover, Lock nut wrench

Angle Grinder

2,200 W Angle Grinder, Anti-Restart Function, Soft Start, Large Trigger Switch



204	GA7020R	GA9020R
Continuous rating Input	2,200W	2,200W
Wheel Diameter	180 mm (7")	230 mm (9")
Hole Diameter	22.23 mm (7/8")	22.23 mm (7/8")
No Load Speed (RPM)	8,500	6,600
Dimensions (L x W x H)	473 x 200 x 140 mm (18-5/8 x 7-7/8 x 5-1/2")	473 x 250 x 140 mm (18-5/8 x 9-7/8 x 5-1/2")
Net weight	5.66 - 6.16 kg (12.48 - 13.58 lbs.)	5.8 - 8.09 kg (12.8 - 17.8 lbs.)
Power supply cord	2.5 m (8.2 ft)	2.5 m (8.2 ft)



Side grip, Wheel cover, Lock nut wrench

Grinding/Sanding/Polishing

Angle Grinder

2,200 W Angle Grinder, Large Trigger Switch



204	GA7020	GA9020
Continuous rating Input	2,200W	2,200W
Wheel Diameter	180 mm (7")	230 mm (9")
Hole Diameter	22.23 mm (7/8")	22.23 mm (7/8")
No Load Speed (RPM)	8,500	6,600
Dimensions (L x W x H)	473 x 200 x 140 mm (18-5/8 x 7-7/8 x 5-1/2")	473 x 249 x 140 mm (18-5/8 x 9-3/4 x 5-1/2")
Net weight	5.56 - 6.06 kg (12.26 - 13.36 lbs.)	5.76 - 8.05 kg (12.7 - 17.8 lbs.)
Power supply cord	2.5 m (8.2 ft)	2.5 m (8.2 ft)



Side grip, Wheel cover, Lock nut wrench

Angle Grinder

2,200 W Angle Grinder, Soft Start, Large Trigger Switch



204	GA7020S	GA9020S
Continuous rating Input	2,200W	2,200W
Wheel Diameter	180 mm (7")	230 mm (9")
Hole Diameter	22.23 mm (7/8")	22.23 mm (7/8")
No Load Speed (RPM)	8,500	6,600
Dimensions (L x W x H)	473 x 200 x 140 mm (18-5/8 x 7-7/8 x 5-1/2")	473 x 249 x 140 mm (18-5/8 x 9-3/4 x 5-1/2")
Net weight	5.69 - 6.19 kg (12.55 - 13.65 lbs.)	5.85 - 8.14 kg (12.9 - 18 lbs.)
Power supply cord	2.5 m (8.2 ft)	2.5 m (8.2 ft)



Side grip, Wheel cover, Lock nut wrench

Angle Grinder

2,000 W Angle Grinder, Anti-Restart Function, Soft Start, Large Trigger Switch



204	GA7050R	GA9050R
Continuous rating Input	2,000W	2,000W
Wheel Diameter	180 mm (7")	230 mm (9")
Hole Diameter	22.23 mm (7/8")	22.23 mm (7/8")
No Load Speed (RPM)	8,500	6,600
Dimensions (L x W x H)	455 x 200 x 132 mm (17-7/8 x 7-7/8 x 5-3/16")	455 x 250 x 132 mm (17-7/8 x 9-7/8 x 5-3/16")
Net weight	4.66 - 5.18 kg (10.3 - 11.4 lbs.)	4.82 - 7.12 kg (10.6 - 15.7 lbs.)
Power supply cord	2.5 m (8.2 ft)	2.5 m (8.2 ft)



Side grip, Wheel cover, Lock nut wrench

Angle Grinder

2,000 W Angle Grinder, Large Trigger Switch



204	GA7050	GA9050
Continuous rating Input	2,000W	2,000W
Wheel Diameter	180 mm (7")	230 mm (9")
Hole Diameter	22.23 mm (7/8")	22.23 mm (7/8")
No Load Speed (RPM)	8,500	6,600
Dimensions (L x W x H)	432 x 200 x 132 mm (17 x 7-7/8 x 5-3/16")	432 x 250 x 132 mm (17 x 9-7/8 x 5-3/16")
Net weight	3.98 - 5 kg (8.8 - 11 lbs.)	4.64 - 6.94 kg (10.2 - 15.3 lbs.)
Power supply cord	2.5 m (8.2 ft)	2.5 m (8.2 ft)



Side grip, Wheel cover, Lock nut wrench

Angle Grinder

1,800 W Angle Grinder, Anti-Restart Function, Soft Start, Large Trigger Switch



204	GA7012C	GA9012C
Continuous rating Input	1,800W	1,800W
Wheel Diameter	180 mm (7")	230 mm (9")
Hole Diameter	22.23 mm (7/8")	22.23 mm (7/8")
No Load Speed (RPM)	8,400	6,000
Dimensions (L x W x H)	453 x 200 x 137 mm (17-7/8 x 7-7/8 x 5-3/8")	453 x 250 x 137 mm (17-7/8 x 9-7/8 x 5-3/8")
Net weight	4 - 4.5 kg (8.82 - 9.92 lbs.)	4.37 - 6.66 kg (9.6 - 14.7 lbs.)
Power supply cord	2.5 m (8.2 ft)	2.5 m (8.2 ft)



Side grip, Wheel cover, Lock nut wrench

Angle Grinder

1,800 W Angle Grinder, Soft Start, Large Trigger Switch



204	GA7010C	GA9010C
Continuous rating Input	1,800W	1,800W
Wheel Diameter	180 mm (7")	230 mm (9")
Hole Diameter	22.23 mm (7/8")	22.23 mm (7/8")
No Load Speed (RPM)	8,400	6,000
Dimensions (L x W x H)	453 x 200 x 137 mm (17-7/8 x 7-7/8 x 5-3/8")	453 x 250 x 137 mm (17-7/8 x 9-7/8 x 5-3/8")
Net weight	4.2 - 4.7 kg (9.26 - 10.36 lbs.)	4.36 - 6.65 kg (9.6 - 14.7 lbs.)
Power supply cord	2.5 m (8.2 ft)	2.5 m (8.2 ft)



Side grip, Wheel cover, Lock nut wrench

Comparison List

Model No.			No load speed (rpm)	Switch	AWS	BL motor	AFT	ADT	XPT	Brake	Anti-restart function	X-Lock
40Vmax Cordless Angle Grinder												
100mm	115mm	125mm										
GA003G	GA004G	GA005G	8,500	Slide	-	●	●	-	●	●	●	-
GA006G	GA007G	GA008G	8,500	Slide	-	●	●	-	●	-	●	-
GA011G	GA012G	GA013G	8,500	Paddle	-	●	●	-	●	●	●	-
GA014G	GA015G	GA016G	8,500	Paddle	-	●	●	-	●	-	●	-
GA021G	GA022G	GA023G	3,000 - 8,500	Slide	●	●	●	-	●	●	●	-
GA024G	GA025G	GA026G	3,000 - 8,500	Slide	●	●	●	-	●	-	●	-
GA027G	GA028G	GA029G	3,000 - 8,500	Paddle	●	●	●	-	●	●	●	-
GA030G	GA031G	GA032G	3,000 - 8,500	Paddle	●	●	●	-	●	-	●	-
GA039G	GA040G	GA041G	3,000 - 8,500	Slide	●	●	●	-	●	●	●	●
GA042G	GA043G	GA044G	3,000 - 8,500	Paddle	●	●	●	-	●	●	●	●
GA045G	GA046G	GA047G	8,500	Paddle	-	●	●	-	●	●	●	●
GA048G	GA049G	GA050G	11,000	Paddle	-	●	●	-	●	●	●	-
150mm	180mm	230mm										
GA035G	-	-	8,500	Slide	-	●	●	-	●	●	●	-
GA036G	-	-	8,500	Paddle	-	●	●	-	●	●	●	-
-	GA037G	-	7,800	Large Trigger	●	●	●	-	●	●	●	-
-	-	GA038G	6,600	Large Trigger	●	●	●	-	●	●	●	-
GA051G	-	-	9,000	Paddle	-	●	●	-	●	●	●	-
18V x2 Cordless Angle Grinder												
180mm	230mm											
DGA700	-	-	7,800	Large Trigger	-	●	●	●	●	●	●	-
DGA701	-	-	7,800	Large Trigger	●	●	●	●	●	●	●	-
-	DGA900	-	6,000	Large Trigger	-	●	●	●	●	●	●	-
-	DGA901	-	6,000	Large Trigger	●	●	●	●	●	●	●	-
18V Cordless Angle Grinder												
100mm	115mm	125mm										
DGA414	DGA464	DGA514	3,000 - 8,500	Slide	●	●	●	●	●	●	●	-
DGA413	DGA463	DGA513	3,000 - 8,500	Slide	-	●	●	●	●	●	●	-
DGA412	DGA462	DGA512	3,000 - 8,500	Slide	●	●	●	●	●	-	●	-
DGA411	DGA461	DGA511	3,000 - 8,500	Slide	-	●	●	●	●	-	●	-
DGA406	DGA456	DGA506	8,500	Slide	-	●	●	●	●	●	●	-
DGA404	DGA454	DGA504	8,500	Slide	-	●	●	●	●	-	●	-
-	-	DGA521	8,500	Slide	-	●	●	●	●	-	●	●
DGA402	DGA452	-	11,000	Slide	-	-	-	-	-	-	●	-
DGA418	DGA468	DGA518	3,000 - 8,500	Paddle	●	●	●	●	●	●	●	-
DGA417	DGA467	DGA517	3,000 - 8,500	Paddle	-	●	●	●	●	●	●	-
DGA419	DGA469	DGA519	3,000 - 8,500	Paddle	-	●	●	●	●	●	●	●
DGA408	DGA458	DGA508	8,500	Paddle	-	●	●	●	●	●	●	-
DGA405	DGA455	DGA505	8,500	Paddle	-	●	●	●	●	-	●	-
-	-	DGA520	8,500	Paddle	-	●	●	●	●	-	●	●

Comparison List

Model No.				Continuous rating Input (W)	Switch	SJS / SJS2	Anti-restart function	Variable Speed	Constant Speed	AFT	Brake	Soft Start	X-Lock
Angle Grinder													
100mm	115mm	125mm	150mm										
-	GA4590	GA5090	-	1,900	Slide	SJS2	●	●	●	●	-	●	-
-	GA4591	GA5091	-	1,900	Slide	SJS2	●	●	●	●	●	●	-
-	GA4592	GA5092	-	1,900	Slide	SJS2	●	-	●	●	-	●	-
-	GA4593	GA5093	-	1,900	Paddle	SJS2	●	●	●	●	●	●	-
-	GA4594	GA5094	-	1,900	Paddle	SJS2	●	-	●	●	●	●	-
-	GA4595	GA5095	-	1,900	Paddle	SJS2	●	-	●	●	-	●	-
-	-	GA5021C	GA6021C	1,450	Large trigger	SJS	●	-	●	-	-	●	-
-	-	GA5020C	GA6020C	1,450	Finger trigger	SJS	●	-	●	-	-	●	-
GA4041C	GA4541C	GA5041C	-	1,400	Slide	SJS2	●	●	●	-	●	●	-
GA4040C	GA4540C	GA5040C	GA6040C	1,400	Slide	SJS2	●	●	●	-	-	●	-
-	GA4542C	GA5042C	GA6042C	1,400	Slide	SJS2	-	●	●	-	-	●	-
-	-	9565CVR	-	1,400	Slide	SJS	●	●	●	-	-	●	-
-	9564CV	9565CV	9566CV	1,400	Slide	SJS	-	●	●	-	-	●	-
-	-	9565CR	9566CR	1,400	Slide	SJS	●	-	●	-	-	●	-
-	-	9565C	9566C	1,400	Slide	SJS	-	-	●	-	-	●	-
-	9564PCV	9565PCV	9566PCV	1,400	Paddle	SJS	-	●	●	-	-	●	-
-	9564PC	9565PC	9566PC	1,400	Paddle	SJS	-	-	●	-	-	●	-
-	-	9565CLR / 9565CVL	-	1,400	Slide	SJS	● / -	●	●	-	-	●	-
GA4050	GA4550 / GA4552	GA5050 / GA5052	-	1,300	Paddle	-	-	-	-	-	-	-	-
GA4050R	GA4550R / GA4552R	GA5050R / GA5052R	-	1,300	Paddle	-	●	-	-	-	-	●	-
GA4051R	GA4551R / GA4553R	GA5051R / GA5053R	-	1,300	Paddle	-	●	-	-	-	-	●	-
-	GA4541R	GA5041R	-	1,100	Slide	SJS2	●	-	-	-	●	●	-
-	GA4540R	GA5040R	GA6040R	1,100	Slide	SJS2	●	-	-	-	-	●	-
GA4040	GA4540	GA5040	GA6040	1,100	Slide	SJS2	-	-	-	-	-	-	-
-	-	9565HR	-	1,100	Slide	SJS	●	-	-	-	-	●	-
-	9564H	9565H	-	1,100	Slide	SJS	-	-	-	-	-	-	-
-	9564P	9565P	-	1,100	Paddle	SJS	-	-	-	-	-	-	-
-	-	GA5021	GA6021	1,050	Large trigger	SJS	-	-	-	-	-	-	-
-	-	GA5011	-	1,050	Large trigger	-	-	-	-	-	-	-	-
-	-	GA5010 / GA5020	GA6010 / GA6020	1,050	Finger trigger	- / SJS	-	-	-	-	-	-	-
-	-	GA5080 / GA5080R	-	1,400	Slide	SJS	-	-	●	-	-	●	●
GA4570	-	-	-	840	Slide	-	-	-	-	-	-	-	●
9556HN	9557HN	9558HN	-	840	Slide	-	-	-	-	-	-	-	-
-	9557NBR / 9557HNR	9558NBR / 9558HNR	-	840	Slide	-	●	-	-	-	-	●	-
9556HP	9557HP	9558HP	-	840	Paddle	-	-	-	-	-	-	-	-
9556HB	-	-	-	840	Toggle	-	-	-	-	-	-	-	-
GA4031 / GA4032	-	-	-	720	Toggle	-	-	-	-	-	-	-	-
GA4030R	GA4530R	GA5030R	-	720	Slide	-	●	-	-	-	-	●	-
GA4030	GA4530	GA5030	-	720	Slide	-	-	-	-	-	-	-	-
GA4034	GA4534	GA5034	-	720	Paddle	-	-	-	-	-	-	-	-
9553HN	9554HN	9555HN	-	710	Slide	-	-	-	-	-	-	-	-
9553HB	-	-	-	710	Toggle	-	-	-	-	-	-	-	-
9500NB / N9500N	-	-	-	570	Toggle	-	-	-	-	-	-	-	-

Comparison List

Model No.		Continuous rating Input (W)	Switch	SJS / SJS2	Anti-restart function	Constant Speed	AFT	Brake	Torque Limiter	Soft Start	X-Lock
180mm	230mm										
GA7070	GA9070	2,800W	Large trigger	-	●	●	●	●	●	●	-
GA7071	GA9071	2,800W	Large trigger	-	●	●	●	●	●	●	-
GA7080 / GA7081	GA9080 / GA9081	2,700W	Large trigger	-	●	-	-	-	-	●	-
GA7082	GA9082	2,700W	Large trigger	-	-	-	-	-	-	-	-
GA7040R	GA9040R	2,600W	Large trigger	-	●	-	-	-	●	●	-
GA7040S	GA9040S	2,600W	Large trigger	-	-	-	-	-	●	●	-
-	GA9040	2,600W	Large trigger	-	-	-	-	-	●	-	-
GA7030R	GA9030R	2,400W	Large trigger	-	●	-	-	-	●	●	-
GA7030S / GA7030	GA9030S / GA9030	2,400W	Large trigger	-	-	-	-	-	●	● / -	-
GA7031	GA9031	2,400W	AC/DC trigger	-	-	-	-	-	●	-	-
GA7061R	GA9061R / GA9063R	2,200W	Large trigger	SJS2	●	-	-	-	-	●	-
GA7061	GA9061	2,200W	Large trigger	SJS2	●	-	-	-	-	-	-
GA7060R	GA9060R / GA9062R	2,200W	Large trigger	-	-	-	-	-	-	●	-
GA7060 / GA7064	GA9060 / GA9062	2,200W	Large trigger	-	-	-	-	-	-	-	-
GA7020R	GA9020R	2,200W	Large trigger	-	●	-	-	-	-	●	-
GA7020	GA9020	2,200W	Large trigger	-	-	-	-	-	-	-	-
GA7020S	GA9020S	2,200W	Large trigger	-	-	-	-	-	-	●	-
GA7050 / GA7050R	GA9050 / GA9050R	2,000W	Large trigger	-	- / ●	-	-	-	-	- / ●	-
GA7012C	GA9012C	1,800W	Large trigger	-	●	●	-	-	-	●	-
GA7010C	GA9010C	1,800W	Large trigger	-	-	●	-	-	-	●	-

Grinding/
Sanding/
Polishing

Grinding/Sanding/Polishing

SA7000C

Angle Sander

180 mm (7") 1,600 W Variable Speed Angle Sander



Continuous rating Input	1,600W
Abrasive disc size	180 mm (7")
No Load Speed (RPM)	1,500 - 4,000
Dimensions (L x W x H)	453 x 170 x 136 mm (17-7/8 x 6-11/16 x 5-3/8")
Net weight	3.5 - 3.6 kg (7.7 - 7.9 lbs.)
Power supply cord	2.5 m (8.2 ft)



Rubber pad, Lock nut, Lock nut wrench, Side grip, Head cover

SA7000

Angle Sander

180 mm (7") 1,400 W Angle Sander



Continuous rating Input	1,400W
Abrasive disc size	180 mm (7")
No Load Speed (RPM)	5,000
Dimensions (L x W x H)	453 x 170 x 136 mm (17-7/8 x 6-11/16 x 5-3/8")
Net weight	3.5 - 3.6 kg (7.7 - 7.9 lbs.)
Power supply cord	2.5 m (8.2 ft)



Rubber pad, Lock nut, Lock nut wrench, Side grip, Head cover

SA5040C

Angle Sander

125 mm (5") 1,400 W SJS II Variable Speed Angle Sander, Anti-Restart Function



Continuous rating Input	1,400W
Wheel Diameter	125 mm (5")
No Load Speed (RPM)	2,000 - 7,800
Dimensions (L x W x H)	315 x 115 x 121 mm (12-3/8 x 4-1/2 x 4-3/4")
Net weight	2.5 - 3.7 kg (5.5 - 8.2 lbs.)
Power supply cord	2.5 m (8.2 ft)



Pad, Lock nut wrench, Side grip, Head cover

PK5011C

Angle Sander

125 mm (5") 1,600 W Angle Sander



Continuous rating Input	1,600W
Wheel Diameter	125 mm (5")
No Load Speed (RPM)	2,000 - 5,500
Dimensions (L x W x H)	468 x 159 x 155 mm (18-1/2 x 6-1/4 x 6-1/8")
Net weight	4.3 - 4.4 kg (9.5 - 9.7 lbs.)
Power supply cord	4.0 m (13.1 ft)



Dust cover, Rubber pad, Abrasive disc, Side grip, Head cover, Lock nut wrench

GV7000C

Disc Sander

180 mm (7") 900 W Variable Speed Disc Sander



Continuous rating Input	900W
Abrasive disc size	180 mm (7")
Capacity	Pad: 180 mm (7")
No Load Speed (RPM)	2,500 - 4,700
Overall length	210 mm (8-1/4")
Net weight	2.1 kg (4.6 lbs.)
Power supply cord	2.5 m (8.2 ft)



Abrasive disc, Rubber pad, Lock nut wrench, Wrench, Side grip

GV7000

Disc Sander

180 mm (7") 550 W Disc Sander



Continuous rating Input	550W
Abrasive disc size	180 mm (7")
Capacity	Pad: 180 mm (7")
No Load Speed (RPM)	4,700
Overall length	210 mm (8-1/4")
Net weight	2.1 kg (4.7 lbs.)
Power supply cord	2.5 m (8.2 ft)



Abrasive disc, Rubber pad, Lock nut wrench, Wrench, Side grip

9218SB

Disc Sander

180 mm (7") 570 W Disc Sander



Continuous rating Input	570W
Abrasive disc size	180 mm (7")
Cup brush diameter	110 mm
capacity	
No Load Speed (RPM)	4,500
Overall length	225 mm (8-7/8")
Net weight	2.3 kg (5.1 lbs.)
Power supply cord	2.5 m (8.2 ft)



Abrasive disc, Rubber pad, Lock nut wrench, Wrench, Side grip

GV6010

Disc Sander

150 mm (6") 440 W Disc Sander



Continuous rating Input	440W
Abrasive disc size	150 mm (6")
Capacity	Pad: 120 mm (4-3/4")
No Load Speed (RPM)	4,500
Dimensions (L x W x H)	200 x 74 x 181 mm (7-7/8 x 2-15/16 x 7-1/8")
Net weight	1.2 kg (2.6 lbs.)
Power supply cord	2.5 m (8.2 ft)



Abrasive disc, Plastic pad, Side grip, Hex socket head bolt, Washer, Hex wrench

Grinding/Sanding/Polishing

GV5010 Disc Sander

125 mm (5") 440 W Disc Sander



Continuous rating Input	440W
Abrasive disc size	125 mm (5")w
Capacity	Pad: 120 mm (4-3/4")
No Load Speed (RPM)	4,500
Dimensions (L x W x H)	200 x 74 x 181 mm (7-7/8 x 2-15/16 x 7-1/8")
Net weight	1.2 kg (2.6 lbs.)
Power supply cord	2.5 m (8.2 ft)



Abrasive disc, Plastic pad, Side grip, Hex socket head bolt, Washer, Hex wrench

PV001G Cordless Polisher

40V max

40Vmax XGT BL Brushless Cordless 180mm (7") Polisher



Brush pad capacity	180 mm (7")
Pad diameter	165 mm (6-1/2")
No load speed (RPM)	by Trigger: 0 - 2,200 / by Dial: 600 - 2,200
Work amount on a full battery charge	Tested with load of 3.5 - 4.0kg, at 2,200 min ⁻¹ , w/ BL4025: 9 min Tested with load of 3.5 - 4.0kg, at 600 min ⁻¹ , w/ BL4025: 42 min
Dimensions (L x W x H)	w/ BL4020 / BL4025: 516 x 196 x 195 mm (20-1/4 x 7-3/4 x 7-5/8") w/ BL4040: 531 x 196 x 195 mm (20-7/8 x 7-3/4 x 7-5/8") w/ BL4050F: 550 x 196 x 195 mm (21-5/8 x 7-3/4 x 7-5/8") w/ BL4080F: 550 x 196 x 195 mm (21-5/8 x 7-3/4 x 7-5/8")
Net weight	3.0 - 4.4 kg (6.6 - 9.7 lbs.)



Loop handle, Side grip (country-specific), Hex wrench, Wool pad (country-specific), Pad (country-specific), Wool bonnet (country-specific), Rubber pad (country-specific), Lock nut (country-specific), Lock nut wrench (country-specific), Dust cover (country-specific), Battery, Charger

9237CB Polisher

180 mm (7") 1,200 W Variable Speed Polisher



Continuous rating Input	1,200W
Capacity	Wool bonnet: 180 mm (7") Wool pad: 180 mm (7")
No Load Speed (RPM)	0 - 3,200
Dimensions (L x W x H)	431 x 198 x 187 mm (17 x 7-3/4 x 7-3/8")
Net weight	3.2 - 3.4 kg (7 - 7.5 lbs.)
Power supply cord	2.5 m (8.2 ft)



Loop handle / Side handle, Hex wrench, Accessory set

9237C Polisher

180 mm (7") 1,200 W Variable Speed Polisher



Continuous rating Input	1,200W
Capacity	Wool bonnet: 180 mm (7") Wool pad: 180 mm (7")
No Load Speed (RPM)	0 - 3,200
Dimensions (L x W x H)	431 x 198 x 187 mm (17 x 7-3/4 x 7-3/8")
Net weight	3.2 - 3.4 kg (7 - 7.5 lbs.)
Power supply cord	2.5 m (8.2 ft)



Loop handle / Side handle, Hex wrench, Accessory set

PV7000C Polisher

180 mm (7") 900 W Variable 2-Speed Vertical Polisher



Continuous rating Input	900W
Capacity	Pad: 180 mm (7") Wool bonnet: 180 mm (7")
No Load Speed (RPM)	600 - 2,100
Overall length	210 mm (8-1/4")
Net weight	2.1 kg (4.6 lbs.)
Power supply cord	2.5 m (8.2 ft)



Side handle, Pad, Wrench

PV7001C Polisher

180 mm (7") 900 W Variable 2-Speed Vertical Polisher



Continuous rating Input	900W
Capacity	Pad: 180 mm (7") Wool bonnet: 180 mm (7")
No Load Speed (RPM)	600 - 2,000
Overall length	210 mm (8-1/4")
Net weight	2.1 - 2.2 kg (4.6 - 4.9 lbs.)
Power supply cord	2.5 m (8.2 ft)



Side handle, Pad, Wrench

9218PB Polisher

180 mm (7") 570 W Vertical Polisher



Continuous rating Input	570W
Capacity	Wool bonnet: 180 mm (7")
No Load Speed (RPM)	2,000
Overall length	235 mm (9-1/4")
Net weight	2.7 kg (5.9 lbs.)
Power supply cord	2.5 m (8.2 ft)



Wool bonnet, Rubber pad, Lock nut, Lock nut wrench, Wrench, Side handle



Grinding/Sanding/Polishing

DPV300

Cordless Sander Polisher

18V

18V LXT BL Cordless Sander Polisher



Pad / disc diameter	Twist-on / Twist-off style: 50 mm (2") Hook & Loop Style: 80 mm (3-1/8")
Backing pad diameter	Twist-on / Twist-off style: 46 mm (1-13/16") Hook & Loop Style: 75 mm (2-15/16")
Brush pad capacity	80 mm (3-1/8")
Disc paper diameter	50 mm (2")
No Load Speed (RPM)	Polishing: 0 - 2,800 / Sanding: 0 - 9,500
Continuous Use (min.)	w/ BL1850B: 34
Head length	127 mm (5")
Dimensions	w/ BL1830B / BL1840B / BL1850B / BL1860B: (L x W x H) 160 x 79 x 256 mm (6-5/16 x 3-1/8 x 10-1/8")
Net weight	1.3 - 1.6 kg (2.9 - 3.5 lbs.)



Side grip, Pad, Adapter, Wool pad, Sponge pad, Battery, Charger

PV301D

Cordless Sander Polisher

12V max

12Vmax CXT BL Cordless Sander Polisher



Pad / disc diameter	Twist-on / Twist-off style: 50 mm (2") Hook & Loop Style: 80 mm (3-1/8")
Backing pad diameter	Twist-on / Twist-off style: 46 mm (1-13/16") Hook & Loop Style: 75 mm (2-15/16")
Brush pad capacity	80 mm (3-1/8")
Disc paper diameter	50 mm (2")
No Load Speed (RPM)	Polishing: 0 - 2,800 / Sanding: 0 - 9,500
Continuous Use (min.)	w/ BL1041B: 18
Head length	127 mm (5")
Dimensions	w/ BL1016/BL1021B: 137 x 67 x 231 mm (L x W x H) (5-3/8 x 2-5/8 x 9-1/8")
Net weight	w/ BL1041B: 139 x 67 x 249 mm (5-1/2 x 2-5/8 x 9-3/4") 1.1 - 1.2 kg (2.4 - 2.6 lbs.)



Side grip, Pad, Adapter, Wool pad, Sponge pad, Battery, Charger

PW500C

Stone Polisher

125 mm (5") 900 W Stone Polisher



Continuous rating Input	900W
Wheel Diameter	100 - 125 mm (4 - 5")
Capacity	Pad: 100 - 125 mm (4 - 5")
No Load Speed (RPM)	2,000 - 4,000
Overall length	313 mm (12-3/8")
Thread	M14x2.0
Net weight	2.3 - 2.6 kg (5.1 - 5.7 lbs.)
Power supply cord	5.0 m (16.4 ft)



Rubber pad, Side grip, Wrench, Head cover

PW501C

Stone Polisher

125 mm (5") 900 W Stone Polisher



Continuous rating Input	900W
Wheel Diameter	100 - 125 mm (4 - 5")
Capacity	Pad: 100 - 125 mm (4 - 5")
No Load Speed (RPM)	2,000 - 4,000
Overall length	359 mm (14-1/8")
Thread	M14x2.0
Net weight	2.3 - 2.6 kg (5.1 - 5.7 lbs.)
Power supply cord	4.0 m (13.1 ft)



Rubber pad, Side grip, Wrench, Head cover

DGD800

Cordless Die Grinder

18V

18V LXT Li-Ion Cordless 8 mm (1/4") Die Grinder



Collet size	3 / 6 / 8 mm (1/8 / 1/4")
Wheel Diameter	36 mm (1-7/16")
No Load Speed (RPM)	26,000
Mandrel (shank) length	46 mm
Dimensions	402 x 82 x 118 mm (L x W x H) (15-3/4 x 3-1/4 x 4-5/8")
Net weight	1.7 - 2.2 kg (3.8 - 4.9 lbs.)



Charger, Battery, Collet cone, Wrench x2

DGD801

Cordless Die Grinder

18V

18V LXT Li-Ion Cordless 8 mm (1/4") Die Grinder



Collet size	3 / 6 / 8 mm (1/8 / 1/4")
Wheel Diameter	36 mm (1-7/16")
No Load Speed (RPM)	26,000
Mandrel (shank) length	46 mm
Dimensions	307 x 82 x 118 mm (L x W x H) (12-1/8 x 3-1/4 x 4-5/8")
Net weight	1.5 - 2 kg (3.3 - 4.3 lbs.)



Charger, Battery, Collet cone, Wrench x2

GD0810C

Die Grinder

8 mm (1/4") 750 W SJS Variable Speed Die Grinder, Slide Switch



Continuous rating Input	750W
Collet size	3 / 6 / 8 mm (1/8 / 1/4")
Wheel Diameter	50 mm (2")
No Load Speed (RPM)	7,000
Overall length	371 mm (14-5/8")
Net weight	1.9 kg (4.2 lbs.)
Power supply cord	2.5 m (8.2 ft)



Wrench x2

GD0811C

Die Grinder

8 mm (1/4") 750 W SJS High Torque Variable Speed Die Grinder, Paddle Switch



Continuous rating Input	750W
Collet size	3 / 6 / 8 mm (1/8 / 1/4")
Wheel Diameter	50 mm (2")
No Load Speed (RPM)	7,000
Dimensions	390 x 75 x 88 mm (L x W x H) (15-3/8 x 2-15/16 x 3-1/2")
Net weight	1.99 - 2 kg (4.39 - 4.41 lbs.)
Power supply cord	2.5 m (8.2 ft)



Side handle, Wrenches

Grinding/Sanding/Polishing

GD0800C

Die Grinder

8 mm (1/4") 750 W SJS Variable Speed Die Grinder, Slide Switch



Continuous rating Input	750W
Collet size	3 / 6 / 8 mm (1/8 / 1/4")
Wheel Diameter	25 mm (1")
No Load Speed (RPM)	28,000
Dimensions (L x W x H)	371 x 75 x 75 mm (14-5/8 x 2-15/16 x 2-15/16")
Net weight	1.88 kg (4.14 lbs.)
Power supply cord	2.5 m (8.2 ft)



Wrench x2

GD0801C

Die Grinder

8 mm (1/4") 750 W SJS Variable Speed Die Grinder, Paddle Switch



Continuous rating Input	750W
Collet size	8 mm (1/4")
Wheel Diameter	25 mm
No Load Speed (RPM)	29,000
Dimensions (L x W x H)	390 x 75 x 88 mm (15-3/8 x 2-15/16 x 3-1/2")
Net weight	1.96 - 1.97 kg (4.32 - 4.34 lbs.)
Power supply cord	2.5 m (8.2 ft)



Side handle, Wrenches

GD0800

Die Grinder

8 mm (1/4") 500 W SJS Die Grinder



Continuous rating Input	500W
Collet size	3 / 6 / 8 mm (1/8 / 1/4")
Wheel Diameter	25 mm (1")
No Load Speed (RPM)	28,000
Dimensions (L x W x H)	371 x 75 x 75 mm (14-5/8 x 2-15/16 x 2-15/16")
Net weight	1.78 kg (3.92 lbs.)
Power supply cord	2.0 m (6.6 ft)



Wrench x2

GD0601

Die Grinder

6 mm (1/4") 400 W Die Grinder



Continuous rating Input	400W
Collet size	3 / 6 mm (1/8 / 1/4")
Wheel Diameter	38 mm (1-1/2")
No Load Speed (RPM)	25,000
Dimensions (L x W x H)	359 x 82 x 82 mm (14-1/8 x 3-1/4 x 3-1/4")
Net weight	1.68 - 1.84 kg (3.77 - 4.06 lbs.)
Power supply cord	2.5 m (8.2 ft)



Wrench x2

GD0602

Die Grinder

6 mm (1/4") 400 W Die Grinder



Continuous rating Input	400W
Collet size	3 / 6 / 8 mm (1/8 / 1/4")
Wheel Diameter	38 mm (1-1/2")
No Load Speed (RPM)	25,000
Dimensions (L x W x H)	264 x 82 x 82 mm (10-3/8 x 3-1/4 x 3-1/4")
Net weight	1.41 - 1.57 kg (3.11 - 3.46 lbs.)
Power supply cord	2.5 m (8.2 ft)



Wrench x2

GD0600

Die Grinder

6 mm (1/4") 400 W Die Grinder



Continuous rating Input	400W
Collet size	3 / 6 mm (1/8 / 1/4")
Wheel Diameter	38 mm (1-1/2")
No Load Speed (RPM)	25,000
Dimensions (L x W x H)	358 x 82 x 82 mm (14-1/8 x 3-1/4 x 3-1/4")
Net weight	1.71 - 1.87 kg (3.77 - 4.12 lbs.)
Power supply cord	2.5 m (8.2 ft)



Wrench x2

GD0603

Die Grinder

6 mm (1/4") 240 W Die Grinder



Continuous rating Input	240W
Collet size	6 mm (1/4")
Wheel Diameter	23 mm
No Load Speed (RPM)	28,000
Diameter of grip portion	65 mm
Circumference of grip portion	203 mm
Dimensions (L x W x H)	289 x 64 x 67 mm (11-3/8 x 2-1/2 x 2-5/8")
Net weight	0.98 kg (2.16 lbs.)
Power supply cord	2.5 m (8.2 ft)



Spanner, Wheel points

GS6000

Straight Grinder

150 mm (6") 750 W Straight Grinder



Continuous rating Input	750W
Wheel Diameter	150 mm (6")
Hole Diameter	12.7, 20 mm (13/16")
No Load Speed (RPM)	5,600
Dimensions (L x W x H)	590 x 216 x 130 mm (23-1/4 x 8-1/2 x 5-1/8")
Net weight	5.2 - 5.4 kg (11.4 - 12 lbs.)
Power supply cord	2.5 m (8.2 ft)



Grinding wheel (country-specific), Hex wrench, Wrenches (country-specific)

Grinding/Sanding/Polishing

GS5000

Straight Grinder

125 mm (5") 750 W Straight Grinder



Continuous rating Input	750W
Wheel Diameter	125 mm (5")
Hole Diameter	12.7, 20 mm (13/16")
No Load Speed (RPM)	5,600
Dimensions (L x W x H)	590 x 189 x 116 mm (23-1/4 x 7-7/16 x 4-9/16")
Net weight	5 - 5.2 kg (11 - 11.5 lbs.)
Power supply cord	2.5 m (8.2 ft)



Grinding wheel (country-specific), Hex wrench, Wrenches (country-specific)

GB801

Bench Grinder

205 mm (8") 550 W Bench Grinder



Continuous rating Input	550W
Wheel Diameter	205 mm (8")
Wheel width	19 mm (3/4")
Hole Diameter	15.88 mm (5/8")
H.P.	3/4
No Load Speed (RPM)	2,850 (50 Hz) / 3,450 (60 Hz)
Dimensions (L x W x H)	395 x 265 x 333 mm (15-9/16 x 10-7/16 x 13-7/64")
Net weight	19.91 - 19.63 kg (43.89 - 43.28 lbs.)



Safety eye shield, Protection glasses, Wrench x2

GB602W

Bench Grinder

150 mm (6") 250 W Bench Grinder



Continuous rating Input	250W
Wheel Diameter	150 mm (6")
Wheel width	6.4 mm (1/4") / 16 mm (5/8")
Hole Diameter	12.7 mm (1/2")
H.P.	1/3
No Load Speed (RPM)	2,850 (50 Hz) / 3,450 (60 Hz)
Dimensions (L x W x H)	375 x 348 x 286 mm (14-9/64 x 13-45/64 x 11-17/64")
Net weight	9.27 - 8.93 kg (19.69 - 20.44 lbs.)



Safety eye shield, Protection glasses, Wrench x2

GB602

Bench Grinder

150 mm (6") 250 W Bench Grinder



Continuous rating Input	250W
Wheel Diameter	150 mm (6")
Wheel width	16 mm (5/8")
Hole Diameter	12.7 mm (1/2")
H.P.	1/3
No Load Speed (RPM)	2,850 (50 Hz) / 3,450 (60 Hz)
Dimensions (L x W x H)	375 x 205 x 286 mm (14-9/64 x 8 x 11-17/64")
Net weight	9.31 - 9.08 kg (20.02 - 20.52 lbs.)



Safety eye shield, Protection glasses, Wrench x2

DPO600

Cordless Random Orbit Polisher

18V

18V LXT BL Brushless Cordless 150 mm (6") Random Orbit Polisher



Pad Size	150 mm (6")
Orbits Per Minute (OPM)	Normal Mode: 0 - 6,800 Finishing mode: 0 - 5,200
Strokes Per Minute (SPM)	Normal Mode: 0 - 13,600 Finishing mode: 0 - 10,400
No Load Speed (RPM)	Normal Mode: 0 - 780 Finishing mode: 0 - 600
Orbit Diameter	5.5 mm (7/32")
Dimensions (L x W x H)	530 x 148 x 126 mm (20-7/8 x 5-7/8 x 5")
Net weight	3.1 - 3.6 kg (6.9 - 7.9 lbs.)

LXT BL XPT



Side grip (country-specific), Pad (country-specific), Hex wrench

DPO500

Cordless Random Orbit Polisher

18V

18V LXT BL Brushless Cordless 125 mm (5") Random Orbit Polisher



Pad Size	125 mm (5")
Orbits Per Minute (OPM)	Normal Mode: 0 - 6,800 Finishing mode: 0 - 5,200
Strokes Per Minute (SPM)	Normal Mode: 0 - 13,600 Finishing mode: 0 - 10,400
No Load Speed (RPM)	Normal Mode: 0 - 780 Finishing mode: 0 - 600
Orbit Diameter	5.5 mm (7/32")
Dimensions (L x W x H)	530 x 123 x 134 mm (20-7/8 x 4-7/8 x 5-1/4")
Net weight	3.1 - 3.6 kg (6.9 - 7.9 lbs.)

LXT BL XPT



Side grip (country-specific), Pad (country-specific), Hex wrench

PO6000C

Random Orbit Polisher

150 mm (6") 900 W Random Orbit Polisher



Continuous rating Input	900W
Pad Size	150 mm (6")
Orbits Per Minute (OPM)	0 - 6,800
Strokes Per Minute (SPM)	0 - 13,600
No Load Speed (RPM)	0 - 780
Orbit Diameter	5.5 mm (7/32")
Dimensions (L x W x H)	451 x 148 x 126 mm (17-3/4 x 5-7/8 x 5")
Net weight	2.8 - 3 kg (6.2 - 6.5 lbs.)
Power supply cord	4.0 m (13.1 ft)



Side grip (country-specific), Pad (country-specific), Hex wrench

PO5000C

Random Orbit Polisher

125 mm (5") 900 W Random Orbit Polisher



Continuous rating Input	900W
Pad Size	125 mm (5")
Orbits Per Minute (OPM)	0 - 6,800
Strokes Per Minute (SPM)	0 - 13,600
No Load Speed (RPM)	0 - 780
Orbit Diameter	5.5 mm (7/32")
Dimensions (L x W x H)	451 x 123 x 134 mm (17-3/4 x 4-7/8 x 5-1/4")
Net weight	2.8 - 3 kg (6.2 - 6.5 lbs.)
Power supply cord	4.0 m (13.1 ft)



Side grip (country-specific), Pad (country-specific), Hex wrench

Grinding/Sanding/Polishing

BO6050

Random Orbit Sander

150 mm (6") 750 W Variable Speed Random Orbit Sander with Soft Start



Continuous rating Input	750W
Pad Diameter	150 mm (6")
Abrasive disc size	150 mm (6")
Orbits per minute (OPM)	1,600 - 6,800
Sanding strokes per minute (SPM)	3,200 - 13,600
Pad speed in Roto-orbit mode (rpm)	140 - 600
Orbit Diameter	5.5 mm (7/32")
Dimensions (L x W x H)	330 x 155 x 145 mm (13 x 6-1/8 x 5-3/4")
Net weight	2.6 kg (5.7 lbs.)
Power supply cord	2.5 m (8.2 ft)



Abrasive disc, Dust nozzle, Side grip, Protector

BO6030

Random Orbit Sander

150 mm (6") 310 W Variable Speed Random Orbit Sander with Built-In Dust Extraction System



Continuous rating Input	310W
Pad Diameter	150 mm (6")
Abrasive disc size	150 mm (6")
Orbits per minute (OPM)	4,000 - 10,000
Orbit Diameter	3.0 mm (1/8")
Overall length	309 mm (12-1/8")
Net weight	2.4 kg (5.2 lbs.)
Power supply cord	2.5 m (8.2 ft)



Abrasive disc, Hex wrench, Dust bag

BO5041

Random Orbit Sander

125 mm (5") 300 W Variable Speed Random Orbit Sander with Built-In Dust Extraction System



Continuous rating Input	300W
Pad Diameter	123 mm (4-7/8")
Abrasive disc size	125 mm (5")
Orbits per minute (OPM)	4,000 - 12,000
Dimensions (L x W x H)	218 x 123 x 153 mm (8-5/8 x 4-7/8 x 6")
Net weight	1.4 kg (3.1 lbs.)
Power supply cord	2.0 m (6.6 ft)



Abrasive disc, Dust bag / Dust box

BO5031

Random Orbit Sander

125 mm (5") 300 W Variable Speed Random Orbit Sander with Built-In Dust Extraction System



Continuous rating Input	300W
Pad Diameter	123 mm (4-7/8")
Abrasive disc size	125 mm (5")
Orbits per minute (OPM)	4,000 - 12,000
Dimensions (L x W x H)	153 x 123 x 153 mm (6 x 4-7/8 x 6")
Net weight	1.3 kg (3 lbs.)
Power supply cord	2.0 m (6.6 ft)



Abrasive disc, Dust bag / Dust box

BO5040

Random Orbit Sander

125 mm (5") 300 W Random Orbit Sander with Built-In Dust Extraction System



Continuous rating Input	300W
Pad Diameter	123 mm (4-7/8")
Abrasive disc size	125 mm (5")
Orbits per minute (OPM)	12,000
Dimensions (L x W x H)	218 x 123 x 153 mm (8-5/8 x 4-7/8 x 6")
Net weight	1.4 kg (3.1 lbs.)
Power supply cord	2.0 m (6.6 ft)



Abrasive disc, Dust bag / Dust box

BO5030

Random Orbit Sander

125 mm (5") 300 W Random Orbit Sander with Built-In Dust Extraction System



Continuous rating Input	300W
Pad Diameter	123 mm (4-7/8")
Abrasive disc size	125 mm (5")
Orbits per minute (OPM)	12,000
Dimensions (L x W x H)	153 x 123 x 153 mm (6 x 4-7/8 x 6")
Net weight	1.3 kg (2.9 lbs.)
Power supply cord	2.0 m (6.6 ft)



Abrasive disc, Dust bag / Dust box

9046

Orbital Sander

1/2 Sheet 600 W Finishing Sander



Continuous rating Input	600W
Pad Size	115 x 229 mm (4-1/2 x 9")
Abrasive Paper Size	115 x 280 mm (4-1/2 x 11")
Orbits per minute (OPM)	6,000
Overall length	283 mm (11-1/8")
Orbit Diameter	5 mm (3/16")
Net weight	3.1 kg (6.8 lbs.)
Power supply cord	2.5 m (8.2 ft)



Abrasive paper x6, Paper dust bag / Dust bag

DBO480

Cordless Finishing Sander

18V

18V LXT Li-Ion 1/4 Sheet Cordless Finishing Sander



Pad size	112 x 102 mm (4-3/8 x 4")
Abrasive paper size	Hook & Loop type: 114 x 102 mm (4-1/2 x 4") Clamp type: 140 x 114 mm (5-1/2 x 4-1/2")
Compatible Hook & Loop paper size	Rectangular: 114 x 190 mm (4-1/2 x 7-1/2") Triangular: 96 x 96 mm (3-3/4 x 3-3/4")
Orbits per minute (OPM)	High: 14,000 / Low: 11,000
Strokes per minute (SPM)	High: 28,000 / Low: 22,000
Orbit diameter	1.5 mm (1/16")
Dimensions (L x W x H)	w/ BL1815N / BL1820B: 159 x 112 x 152 mm (6-1/4 x 4-3/8 x 6") w/ BL1830B / BL1840B / BL1850B / BL1860B: 171 x 112 x 152 mm (6-3/4 x 4-3/8 x 6")
Net weight	1.4 - 1.7 kg (3.1 - 3.8 lbs.)



Abrasive paper, Dust bag / Dust box, Punch plate, Triangle plate, Rectangle plate, Battery, Charger

Grinding/Sanding/Polishing

DBO481


Cordless Finishing Sander

18V

18V LXT Li-Ion 1/4 Sheet Cordless Finishing Sander



Pad size	112 x 102 mm (4-3/8 x 4")
Abrasive paper size	Clamp type: 140 x 114 mm (5-1/2 x 4-1/2")
Compatible Hook & Loop paper size	Square: 114 x 102 mm (4-1/2 x 4")
	Rectangular: 114 x 190 mm (4-1/2 x 7-1/2")
	Triangular: 96 x 96 mm (3-3/4 x 3-3/4")
Orbits per minute (OPM)	High: 14,000 / Low: 11,000
Strokes per minute (SPM)	High: 28,000 / Low: 22,000
Orbit diameter	1.5 mm (1/16")
Dimensions (L x W x H)	w/ BL1815N / BL1820B: 159 x 112 x 151 mm (6-1/4 x 4-3/8 x 5-15/16")
	w/ BL1830B / BL1840B / BL1850B / BL1860B: 171 x 112 x 151 mm (6-3/4 x 4-3/8 x 5-15/16")
Net weight	1.4 - 1.7 kg (3.1 - 3.8 lbs.)



Clamp type paper Plastic base

LXT



Abrasive paper, Dust bag / Dust box, Punch plate, Triangle plate, Rectangle plate, Battery, Charger

DBO482


Cordless Finishing Sander

18V

18V LXT Li-Ion 1/4 Sheet Cordless Finishing Sander



Pad size	112 x 102 mm (4-3/8 x 4")
Abrasive paper size	Clamp type: 140 x 114 mm (5-1/2 x 4-1/2")
Compatible Hook & Loop paper size	Square: 114 x 102 mm (4-1/2 x 4")
	Rectangular: 114 x 190 mm (4-1/2 x 7-1/2")
	Triangular: 96 x 96 mm (3-3/4 x 3-3/4")
Orbits per minute (OPM)	High: 14,000 / Low: 11,000
Strokes per minute (SPM)	High: 28,000 / Low: 22,000
Orbit diameter	1.5 mm (1/16")
Dimensions (L x W x H)	w/ BL1815N / BL1820B: 159 x 112 x 150 mm (6-1/4 x 4-3/8 x 5-7/8")
	w/ BL1830B / BL1840B / BL1850B / BL1860B: 171 x 112 x 150 mm (6-3/4 x 4-3/8 x 5-7/8")
Net weight	1.4 - 1.8 kg (3.1 - 4.0 lbs.)



Clamp type paper Aluminum base

LXT



Abrasive paper, Dust bag / Dust box, Punch plate, Battery, Charger

DBO484

Cordless Finishing Sander

18V

18V LXT Li-Ion 1/4 Sheet Cordless Finishing Sander



Pad size	112 x 102 mm (4-3/8 x 4")
Abrasive paper size	Hook & Loop type: 114 x 102 mm (4-1/2 x 4")
	Clamp type: 140 x 114 mm (5-1/2 x 4-1/2")
Orbits per minute (OPM)	High: 14,000 / Low: 11,000
Strokes per minute (SPM)	High: 28,000 / Low: 22,000
Orbit diameter	1.5 mm (1/16")
Dimensions (L x W x H)	w/ BL1815N / BL1820B: 159 x 112 x 151 mm (6-1/4 x 4-3/8 x 5-15/16")
	w/ BL1830B / BL1840B / BL1850B / BL1860B: 171 x 112 x 151 mm (6-3/4 x 4-3/8 x 5-15/16")
Net weight	1.4 - 1.8 kg (3.1 - 4.0 lbs.)



Hook & loop or Clamp type paper Aluminum base

LXT



Abrasive paper, Dust bag / Dust box, Punch plate, Triangle plate, Rectangle plate, Battery, Charger

DBO380

Cordless Finishing Sander

18V

18V BL 1/3 Sheet Cordless Finishing Sander with Built-In Dust Extraction System



Pad size	93 x 185 mm (3-5/8 x 7-1/4")
Abrasive paper size	Rectangular: 93 x 228 mm (3-5/8 x 9")
Orbits per minute (OPM)	4,000/ 8,000/ 12,000
Orbit diameter	2.0 mm (1/16")
Continuous run time on a full battery charge	w/ BL1860B: 50 min
Dimensions (L x W x H)	w/ BL1815N / BL1820B: 336 x 92 x 158 mm (13-1/4 x 3-5/8 x 6-1/4")
	w/ BL1830B / BL1840B / BL1850B / BL1860B: 336 x 92 x 169 mm (13-1/4 x 3-5/8 x 6-5/8")
Net weight	1.9 - 2.2 kg (4.2 - 4.9 lbs.)



Clamp type paper Aluminum base

LXT BL XPT



Dust bag / Dust box, Punch plate, Abrasive paper, Battery, Charger, Battery protector (country-specific)

DBO381

Cordless Finishing Sander

18V

18V BL AWS 1/3 Sheet Cordless Finishing Sander with Built-In Dust Extraction System



Pad size	93 x 185 mm (3-5/8 x 7-1/4")
Abrasive paper size	Rectangular: 93 x 228 mm (3-5/8 x 9")
Orbits per minute (OPM)	4,000/ 8,000/ 12,000
Orbit diameter	2.0 mm (1/16")
Continuous run time on a full battery charge	w/ BL1860B: 50 min
Dimensions (L x W x H)	w/ BL1815N / BL1820B: 336 x 92 x 158 mm (13-1/4 x 3-5/8 x 6-1/4")
	w/ BL1830B / BL1840B / BL1850B / BL1860B: 336 x 92 x 169 mm (13-1/4 x 3-5/8 x 6-5/8")
Net weight	1.9 - 2.2 kg (4.2 - 4.9 lbs.)



Clamp type paper Aluminum base

LXT BL AWS XPT



Dust bag / Dust box, Punch plate, Abrasive paper, Battery, Charger, Wireless unit (country-specific), Wireless unit adapter (country-specific), Battery protector (country-specific)

DBO382


Cordless Finishing Sander

18V

18V BL 1/3 Sheet Cordless Finishing Sander with Built-In Dust Extraction System



Pad size	93 x 185 mm (3-5/8 x 7-1/4")
Abrasive paper size	Rectangular: 93 x 228 mm (3-5/8 x 9")
Orbits per minute (OPM)	4,000/ 8,000/ 12,000
Orbit diameter	2.0 mm (1/16")
Dimensions (L x W x H)	w/ BL1815N / BL1820B: 336 x 92 x 158 mm (13-1/4 x 3-5/8 x 6-1/4")
	w/ BL1830B / BL1840B / BL1850B / BL1860B: 336 x 92 x 169 mm (13-1/4 x 3-5/8 x 6-5/8")
Net weight	1.9 - 2.2 kg (4.2 - 4.9 lbs.)



Hook & loop or Clamp type paper Aluminum base

LXT BL XPT



Dust bag / Dust box, Punch plate, Abrasive paper, Battery, Charger, Battery protector (country-specific)

BO4900 / BO4900V

Finishing Sander

1/2 Sheet 330 W Finishing Sander



Continuous rating Input	330W
Pad Size	115 x 229 mm (4-1/2 x 9")
Abrasive Paper Size	115 x 232 mm (4-1/2 x 9-1/8")
Orbits per minute (OPM)	BO4900: 10,000
	BO4900V: 4,000 - 10,000
Overall length	289 mm (11-3/8")
Net weight	2.9 kg (6.4 lbs.)
Power supply cord	2.5 m (8.2 ft)



Abrasive paper, Paper dust bag / Dust bag, Paper dust bag holder

BO4901

Finishing Sander

1/2 Sheet 330 W Finishing Sander



Continuous rating Input	330W
Pad Size	115 x 229 mm (4-1/2 x 9")
Abrasive Paper Size	115 x 280 mm (4-1/2 x 11")
Orbits per minute (OPM)	10,000
Overall length	289 mm (11-3/8")
Net weight	2.8 kg (6.2 lbs.)
Power supply cord	2.5 m (8.2 ft)



Abrasive paper

Grinding/Sanding/Polishing

BO4556 Finishing Sander

1/4 Sheet 200 W Finishing Sander



Continuous rating Input	200W
Pad Size	112 x 102 mm (4-3/8 x 4")
Abrasive Paper Size	114 x 140 mm (4-1/2 x 5-1/2")
Orbits per minute (OPM)	14,000
Dimensions (L x W x H)	131 x 112 x 141 mm (5-1/8 x 4-3/8 x 5-9/16")
Net weight	1.1 kg (2.5 lbs.)
Power supply cord	2.0 m (6.6 ft)



Abrasive paper, Dust bag / Dust box, Punch plate

BO4555 Finishing Sander

1/4 Sheet 200 W Finishing Sander



Continuous rating Input	200W
Pad Size	112 x 102 mm (4-3/8 x 4")
Abrasive Paper Size	114 x 102 mm (4-1/2 x 4")
Orbits per minute (OPM)	14,000
Dimensions (L x W x H)	131 x 112 x 141 mm (5-1/8 x 4-3/8 x 5-9/16")
Net weight	1.1 kg (2.5 lbs.)
Power supply cord	2.0 m (6.6 ft)



Abrasive paper, Dust bag / Dust box, Punch plate

BO4558 Finishing Sander

1/4 Sheet 200 W Finishing Sander



Continuous rating Input	200W
Pad Size	112 x 102 mm (4-3/8 x 4")
Abrasive Paper Size	114 x 140 mm (4-1/2 x 5-1/2")
Orbits per minute (OPM)	14,000
Dimensions (L x W x H)	131 x 112 x 141 mm (5-1/8 x 4-3/8 x 5-9/16")
Net weight	1.2 kg (2.6 lbs.)
Power supply cord	2.0 m (6.6 ft)



Abrasive paper, Dust bag / Dust box, Punch plate

BO4565 Finishing Sander

112 x 190 mm (4-3/8" x 7-1/2") 200 W Finishing Sander



Continuous rating Input	200W
Pad Size	112 x 190 mm (4-3/8 x 7-1/2")
Abrasive Paper Size	114 x 102 mm (4-1/2 x 4")
Orbits per minute (OPM)	14,000
Dimensions (L x W x H)	219 x 112 x 139 mm (8-5/8 x 4-3/8 x 5-1/2")
Net weight	1.2 kg (2.6 lbs.)
Power supply cord	2.0 m (6.6 ft)



Abrasive paper, Dust bag / Dust box

BO4566 Finishing Sander

100 x 164 mm (3-15/16" x 6-1/2") 200 W Finishing Sander



Continuous rating Input	200W
Pad Size	100 x 164 mm (3-15/16 x 6-1/2")
Abrasive Paper Size	102 x 166 mm (4 x 6-1/2")
Orbits per minute (OPM)	14,000
Dimensions (L x W x H)	197 x 100 x 137 mm (7-3/4 x 3-15/16 x 5-3/8")
Net weight	1.2 kg (2.6 lbs.)
Power supply cord	2.0 m (6.6 ft)



Dust bag / Dust box

BO3711 Finishing Sander

1/3 Sheet 190 W Variable Speed Finishing Sander with Built-In Dust Extraction System



Continuous rating Input	190W
Pad Size	93 x 185 mm (3-5/8 x 7-1/4")
Abrasive Paper Size	93 x 228 mm (3-5/8 x 9")
Orbits per minute (OPM)	4,000 - 11,000
Strokes Per Minute (SPM)	8,000 - 22,000
Orbit Diameter	2.0 mm (1/16")
Dimensions (L x W x H)	253 x 92 x 154 mm (10 x 3-5/8 x 6-1/16")
Net weight	1.6 kg (3.5 lbs.)
Power supply cord	2.0 m (6.6 ft)



Dust bag / Dust box, Punch plate, Abrasive paper

BO3710 Finishing Sander

1/3 Sheet 190 W Finishing Sander with Built-In Dust Extraction System



Continuous rating Input	190W
Pad Size	93 x 185 mm (3-5/8 x 7-1/4")
Abrasive Paper Size	93 x 228 mm (3-5/8 x 9")
Orbits per minute (OPM)	11,000
Strokes Per Minute (SPM)	22,000
Orbit Diameter	2.0 mm (1/16")
Dimensions (L x W x H)	253 x 92 x 154 mm (10 x 3-5/8 x 6-1/16")
Net weight	1.6 kg (3.5 lbs.)
Power supply cord	2.0 m (6.6 ft)



Dust bag / Dust box, Punch plate, Abrasive paper

BO4557 Finishing Sander

1/4 Sheet 180 W Finishing Sander



Continuous rating Input	180W
Pad Size	112 x 102 mm (4-3/8 x 4")
Abrasive Paper Size	114 x 140 mm (4-1/2 x 5-1/2")
Orbits per minute (OPM)	14,000
Dimensions (L x W x H)	131 x 112 x 137 mm (5-1/8 x 4-3/8 x 5-3/8")
Net weight	1 kg (2.1 lbs.)
Power supply cord	2.0 m (6.6 ft)



Abrasive paper, Dust bag / Dust box, Punch plate

Grinding/Sanding/Polishing

9035H

Finishing Sander

1/3 Sheet 180 W Finishing Sander



Continuous rating Input	180W
Pad Size	93 x 185 mm (3-5/8 x 7-1/4")
Abrasive Paper Size	93 x 228 mm (3-5/8 x 9")
Orbits per minute (OPM)	11,000
Dimensions (L x W x H)	236 x 93 x 146 mm (9-1/4 x 3-5/8 x 5-3/4")
Net weight	1.5 kg (3.3 lbs.)
Power supply cord	2.5 m (8.2 ft)



Abrasive paper x6

BO4510H

Finishing Sander

1/4 Sheet 170 W Finishing Sander



Continuous rating Input	170W
Pad Size	110 x 100 mm (4-5/16 x 3-15/16")
Abrasive Paper Size	114 x 140 mm (4-1/2 x 5-1/2")
Orbits per minute (OPM)	12,000
Dimensions (L x W x H)	116 x 110 x 129 mm (4-9/16 x 4-5/16 x 5-1/8")
Net weight	1.1 kg (2.4 lbs.)
Power supply cord	2.5 m (8.2 ft)



Abrasive paper x6

DBO180

Cordless Random Orbit Sander

18V

18V LXT Li-Ion Cordless 125 mm (5") 3-Speed Random Orbit Sander with Built-In Dust Extraction System



Pad Diameter	123 mm (4-7/8")
Abrasive disc size	125 mm (5")
Orbits per minute (OPM)	7,000 / 9,500 / 11,000
Dimensions (L x W x H)	175 x 123 x 153 mm (6-7/8 x 4-7/8 x 6")
Net weight	1.4 - 1.7 kg (3 - 3.7 lbs.)

LXT



Charger, Battery, Abrasive disc, Dust bag / Dust box

DSL801

Cordless Drywall Sander

18V

18V LXT BL AWS Cordless 225 mm (8-7/8") Variable Speed Drywall Sander



Pad Diameter	210 mm (8-1/4")
Abrasive disc size	225 mm (8-7/8")
No Load Speed (RPM)	1,000 - 1,800
Dimensions (L x W x H)	1,120 - 1,540 x 278 x 273 mm (44 - 60-1/2 x 11 x 10-3/4")
Net weight	4.6 - 5.8 kg (10.1 - 12.8 lbs.)

LXT BL AWS XPT



Abrasive disc, Hex wrench, Wireless unit (country-specific), Wireless unit adapter (country-specific), Front cuff (country-specific), Battery, Charger

DBS180

Cordless Belt Sander

18V

18V LXT BL 9 mm x 533 mm (3/8" x 21") Variable Speed Belt Sander



Belt width	6 / 9 / 13 mm (1/4 / 3/8 / 1/2")
Belt length	533 mm (21")
Belt speed	600 - 1,700 m/min
Dimensions (L x W x H)	w/ BL1830B / BL1840B / BL1850B / BL1860B: 500 x 96 x 116 mm (19-3/4 x 3-3/4 x 4-9/16")
Net weight	1.8 - 2.1 kg (4.0 - 4.6 lbs.)

LXT BL



Sanding belt, Grip, Grip base, Battery, Charger

9403

Belt Sander

100 mm x 610 mm (4" x 24") 1,200 W Belt Sander



Continuous rating Input	1,200W
Belt size	100 x 610 mm (4 x 24")
Belt speed	500 m/min (1,640 ft/min)
Overall length	353 mm (13-7/8")
Net weight	5.7 kg (12.6 lbs.)
Power supply cord	5.0 m (16.4 ft)



Abrasive belt, Dust bag

9404

Belt Sander

100 mm x 610 mm (4" x 24") 1,010 W Variable Speed Belt Sander



Continuous rating Input	1,010W
Belt size	100 x 610 mm (4 x 24")
Belt speed	210 - 440 m/min (690 - 1,440 ft/min)
Overall length	334 mm (13-1/8")
Net weight	4.8 kg (10.6 lbs.)
Power supply cord	5.0 m (16.4 ft)



Abrasive belt, Dust bag

9920

Belt Sander

76 mm x 610 mm (3" x 24") 1,010 W Variable Speed Belt Sander



Continuous rating Input	1,010W
Belt size	76 x 610 mm (3 x 24")
Belt speed	210 - 440 m/min (690 - 1,440 ft/min)
Overall length	334 mm (13-1/8")
Net weight	4.5 kg (9.9 lbs.)
Power supply cord	5.0 m (16.4 ft)



Abrasive belt, Dust bag

Grinding/Sanding/Polishing

9924DB Belt Sander

76 mm x 610 mm (3" x 24") 850 W Belt Sander

Continuous rating Input	850W
Belt size	76 x 610 mm (620 x 3")
Belt speed	400 m/min (1,300 ft/min)
Overall length	355 mm (14")
Net weight	4.8 kg (10.6 lbs.)
Power supply cord	5.0 m (16.4 ft)



Abrasive belt, Carbon plate, Dust bag

9903 Belt Sander

76 mm x 533 mm (3" x 21") 1,010 W Variable Speed Belt Sander

Continuous rating Input	1,010W
Belt size	76 x 533 mm (3 x 21")
Belt speed	210 - 440 m/min (690 - 1,440 ft/min)
Overall length	296 mm (11-5/8")
Net weight	4.3 kg (9.5 lbs.)
Power supply cord	5.0 m (16.4 ft)



Abrasive belt, Dust bag

9902 Belt Sander

76 mm x 533 mm (3" x 21") 1,010 W Belt Sander

Continuous rating Input	1,010W
Belt size	76 x 533 mm (3 x 21")
Belt speed	440 m/min (1,440 ft/min)
Overall length	296 mm (11-5/8")
Net weight	4.3 kg (9.5 lbs.)
Power supply cord	5.0 m (16.4 ft)



Abrasive belt, Dust bag

9911 Belt Sander

76 mm x 457 mm (3" x 18") 650 W Variable Speed Belt Sander

Continuous rating Input	650W
Belt size	76 x 457 mm (3 x 18")
Belt speed	75 - 270 m/min (250 - 900 ft/min)
Overall length	262 mm (10-3/8")
Net weight	2.7 kg (6 lbs.)
Power supply cord	2.5 m (8.2 ft)



Abrasive belt, Dust bag

9910 Belt Sander

76 mm x 457 mm (3" x 18") 650 W Belt Sander

Continuous rating Input	650W
Belt size	76 x 457 mm (3 x 18")
Belt speed	270 m/min (900 ft/min)
Overall length	262 mm (10-5/16")
Net weight	2.7 kg (6 lbs.)
Power supply cord	2.5 m (8.2 ft)



Abrasive belt, Dust bag

9031 Belt Sander

30 mm x 533 mm (1-3/16" x 21") 550 W Variable Speed Belt Sander

Continuous rating Input	550W
Belt size	30 x 533 mm (1-3/16 x 21")
Belt speed	200 - 1,000 m/min (656 - 3,280 ft/min)
Overall length	380 mm (15")
Net weight	2.1 kg (4.6 lbs.)
Power supply cord	2.5 m (8.2 ft)



Abrasive belt x10

9032 Belt Sander

9 mm x 533 mm (3/8" x 21") 500 W Variable Speed Belt Sander

Continuous rating Input	500W
Belt size	9 x 533 mm (3/8 x 21")
Belt speed	300 - 1,700 m/min (980 - 5,600 ft/min)
Max sanding depth	110 mm (4-5/16")
Overall length	420 mm (16-1/2")
Net weight	1.6 kg (3.5 lbs.)
Power supply cord	2.5 m (8.2 ft)



Abrasive belt

9741 Wheel Sander

100 x 120 mm (4" x 4-3/4") Wheel Sander

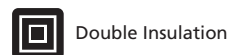
Continuous rating Input	860W
Wheel Diameter	100 x 120 mm (4 x 4-3/4")
No Load Speed (RPM)	3,500
Overall length	310 mm (12-1/4")
Net weight	4.2 kg (9.3 lbs.)
Power supply cord	5.0 m (16.4 ft)



Nylon brush wheel, Hex wrench, Joint

PRODUCTS

Cutting



Double Insulation



Variable Speed



Brake



Reversing



Constant Speed



Soft Start



Bevel Cutting 45 left



Dust Collection



Built-in Job Light



Carrying Case

DCC500

Cordless Dustless Cutter

18V

18V LXT BL AWS ADT Cordless 125 mm (5") Cutter, Dry Type



Blade diameter	125 mm (5")
Hole Diameter	20 mm (13/16")
Max Cutting Capacity	0°: 40 mm (1-9/16") 45°: 27 mm (1-1/16")
No Load Speed (RPM)	8,800
Dimensions (L x W x H)	w/ BL1815N / BL1820B: 269 x 158 x 172 mm (10-5/8 x 6-1/4 x 6-3/4") w/ BL1830B / BL1840B / BL1850B / BL1860B: 283 x 158 x 172 mm (11-1/8 x 6-1/4 x 6-3/4")
Net weight	2.5 - 3.0 kg (5.5 - 6.6 lbs.)

LXT BL AWS ADT XPT



Diamond wheel, Dust bag, Hex wrench, Battery, Charger

DCC501

Cordless Cutter

18V

18V LXT BL AWS ADT Cordless 125 mm (5") Cutter, Wet Type



Hole Diameter	20 mm (13/16")
Max Cutting Capacity	0°: 40 mm (1-9/16") / 45°: 27 mm (1-1/16")
No Load Speed (RPM)	8,800
Dimensions (L x W x H)	w/ Water supply tank, w/ BL1815N / BL1820B: 269 x 163 x 291 mm (10-5/8 x 6-3/8 x 11-1/2") w/ Water supply tank, w/ BL1830B / BL1840B / BL1850B / BL1860B: 283 x 163 x 291 mm (11-1/8 x 6-3/8 x 11-1/2")
Net weight	2.7 - 3.0 kg (6.0 - 6.6 lbs.)

LXT BL AWS ADT XPT



Diamond wheel, Water supply tank assembly, Hex wrench, Battery, Charger

CC301D

Cordless Cutter

12V max

12V max CXT Li-Ion Cordless 85 mm (3-3/8") Cutter, Wet Type



Wheel Diameter	85 mm (3-3/8")
Hole Diameter	15 mm (9/16")
Max Cutting Capacity	0°: 25.5 mm (1") 45°: 16.5 mm (5/8")
No Load Speed (RPM)	1,600
Tank capacity	Water: 0.5 L
Dimensions (L x W x H)	313 x 170 x 125 mm (12-3/8 x 6-11/16 x 4-7/8")
Net weight	1.9 kg (4.1 lbs.)

CXT



Diamond wheel, Water supply tank assembly, Hex wrench, Battery, Charger

4100KB

Dustless Cutter

125 mm (5") 1,400 W Dustless Cutter, Dry Type



Continuous rating Input	1,400W
Wheel Diameter	125 mm (5")
Hole Diameter	20 mm (13/16")
Max Cutting Capacity	40.0 mm (1-9/16")
No Load Speed (RPM)	12,200
Dimensions (L x W x H)	231 x 220 x 179 mm (9-1/8 x 8-5/8 x 7")
Net weight	3 kg (6.6 lbs.)
Power supply cord	2.5 m (8.2 ft)



Diamond wheel, Dust bag, Wrench, Hex wrench

4100NH3

Cutter

110 mm (4-3/8") 1,300 W Cutter, Dry / Wet Type (country-specific)



Continuous rating Input	1,300W
Wheel Diameter	110 mm (4-3/8")
Max Cutting Capacity	0°: 32 mm (1-1/4")
No Load Speed (RPM)	13,800
Dimensions (L x W x H)	227 x 209 x 166 mm (8-15/16 x 8-1/4 x 6-1/2")
Net weight	2.8 kg (6.2 lbs.)
Power supply cord	2.0 m (6.6 ft)



Diamond wheel (country-specific), Water supply pipe set (country-specific), Wrench, Hex wrench

4100NH2

Cutter

110 mm (4-3/8"), 125 mm (5") 1,400 W Cutter, Dry / Wet Type (country-specific)



Continuous rating Input	1,400W
Wheel Diameter	110 - 125 mm (4-3/8 - 5")
Max cutting capacity w/ 110mm (4-3/8") wheel	0°: 32.5 mm (1-1/4") 45°: 21.5 mm (7/8")
Max cutting capacity w/ 125mm (5") wheel	0°: 40.0 mm (1-9/16") 45°: 27.0 mm (1-1/16")
No Load Speed (RPM)	12,200
Dimensions (L x W x H)	238 x 214 x 169 mm (9-3/8 x 8-3/8 x 6-5/8")
Net weight	3 kg (6.6 lbs.)
Power supply cord	2.5 m (8.2 ft)



Diamond wheel (country-specific), Water supply plug (country-specific), Vinyl tube (country-specific), Wrench, Hex wrench

4101RH

Cutter

125 mm (5") 860 W Cutter



Continuous rating Input	860W
Wheel Diameter	125 mm (5")
Max Cutting Capacity	0°: 41.5 mm (1-5/8") 45°: 26 mm (1")
No Load Speed (RPM)	12,000
Overall length	236 mm (9-5/16")
Net weight	3 kg (11.5 lbs.)
Power supply cord	3.0 m (9.8 ft)



Diamond wheel, Wrench, Hex wrench, Water plug & tube

4107R

Cutter

180 mm (7-1/8") 1,400 W Cutter



Continuous rating Input	1,400W
Capacity	Max cutting: 60 mm (2-3/8")
Wheel Diameter	180 mm (7-1/8")
No Load Speed (RPM)	5,000
Overall length	370 mm (14-9/16")
Net weight	6.3 kg (14.5 lbs.)
Power supply cord	5.0 m (16.4 ft)



Diamond wheel, Socket wrench, Offset wrench, Water plug & tube

Cutting

4100NH2R

Cutter

110 mm (4-3/8") 1,450 W Cutter with Roller Base



Continuous rating Input	1,450W
Wheel Diameter	110 mm (4-3/8")
Max Cutting Capacity	45°: 24.5 mm (15/16") 48°: 23.5 mm (15/16")
No Load Speed (RPM)	12,200
Dimensions (L x W x H)	398 x 365 x 267 mm (15-5/8 x 14-3/8 x 10-1/2")
Net weight	6.5 kg (14.2 lbs.)
Power supply cord	5.0 m (16.4 ft)

Roller base



Diamond wheel, Wrench, Hex wrench, Coupling sleeve

4100NH2W

Cutter

110 mm (4-3/8") 1,450 W Cutter with Wet Cutting Base



Continuous rating Input	1,450W
Wheel Diameter	110 mm (4-3/8")
Max Cutting Capacity	45°: 24.5 mm (15/16") 48°: 23.5 mm (15/16")
No Load Speed (RPM)	12,200
Dimensions (L x W x H)	398 x 365 x 267 mm (15-5/8 x 14-3/8 x 10-1/2")
Net weight	6.3 kg (13.8 lbs.)
Power supply cord	5.0 m (16.4 ft)

Wet cutting base



Diamond wheel, Wrench, Hex wrench, Coupling sleeve

CS002G

Cordless Metal Cutter

40V max

40Vmax XGT BL AFT Cordless 185 mm (7-1/4") Metal Cutter with Electric Brake, Twin LED Lights



Wheel Diameter	185 mm (7-1/4")
Max Cutting Capacity	0°: 67 mm (2-5/8")
No Load Speed (RPM)	3,500
Dimensions (L x W x H)	350 x 232 x 270 mm (13-3/4 x 9-1/8 x 10-5/8")
Net weight	4.2 - 5.4 kg (9.3 - 11.9 lbs.)

XGT BL AFT



TCT saw blade, Hex wrench, Guide rule (country-specific), Battery, Charger

DCS553

Cordless Metal Cutter

18V

18V LXT BL ADT Cordless 150 mm (5-7/8") Metal Cutter, Electric Brake, Soft Start, Dual LED Lights



Wheel Diameter	150 mm (5-7/8")
Max Cutting Capacity	0°: 57.5 mm (2-1/4")
No Load Speed (RPM)	4,200
Dimensions (L x W x H)	267 x 186 x 250 mm (10-1/2 x 7-3/8 x 9-7/8")
Net weight	2.8 - 3.1 kg (6.1 - 6.8 lbs.)

LXT BL ADT



TCT saw blade, Hex wrench, Guide rule, Battery, Charger

DCS552

Cordless Metal Cutter

18V

18V LXT Li-Ion Cordless 136 mm (5-3/8") Metal Cutter with Dust Box, Electric Brake, Dual LED Lights



Wheel Diameter	136 mm (5-3/8")
Max Cutting Capacity	0°: 50.5 mm (2")
No Load Speed (RPM)	3,600
Dimensions (L x W x H)	348 x 196 x 203 mm (13-3/4 x 7-3/4 x 8")
Net weight	2.4 - 2.7 kg (5.3 - 6.0 lbs.)

LXT



TCT saw blade, Hex wrench, Battery, Charger

4131

Metal Cutter

185 mm (7-1/4") 1,100 W Metal Cutter



Continuous rating Input	1,100W
Wheel Diameter	185 mm (7-1/4")
Hole Diameter	15.88 / 20 / 30 mm (5/8 / 13/16 / 1-3/16")
Capacity	Max cutting: 63 mm (2-1/2")
No Load Speed (RPM)	3,500
Overall length	358 mm (14-1/8")
Net weight	4.8 kg (11.3 lbs.)
Power supply cord	2.5 m (8.2 ft)



Carbide-tipped saw blade, Hex wrench

LC1230

Metal Cutting Saw

305 mm (12") 1,750 W Metal Cutting Saw



Continuous rating Input	1,750W
Blade diameter	305 mm (12")
Wheel Diameter	305 mm (12")
Hole Diameter	25.4 mm (1")
Max Cutting Capacity	0°: 115 mm (4-1/2") 45°: 90 mm (3-1/2")
No Load Speed (RPM)	1,300
Dimensions (L x W x H)	516 x 306 x 603 mm (20-1/4 x 12 x 23-3/4")
Net weight	19.3 kg (42.5 lbs.)
Power supply cord	2.5 m (8.2 ft)



Carbide-tipped saw blade, Socket wrench

CE002G

Cordless Power Cutter

40V max x2

40Vmax X2 (80Vmax) XGT BL AFT AWS Cordless 355 mm (14") Power Cutter, Electric Brake



Wheel diameter	355 mm (14")
No load speed (RPM)	4,200
Dimensions (L x W x H)	w/ BL4040: 825 x 272 x 487 mm (32-1/2 x 10-3/4 x 19-1/4") w/ BL4050F: 825 x 272 x 487 mm (32-1/2 x 10-3/4 x 19-1/4") w/ BL4080F: 825 x 283 x 487 mm (32-1/2 x 11-1/8 x 19-1/4")
Net weight	13.5 - 15.4 kg (29.8 - 34.0 lbs.)

XGT BL AFT AWS



Wrench, Ring, Hose clamp, Battery, Charger

Cutting

CE001G

Cordless Power Cutter

40V max x2

40Vmax X2 (80Vmax) XGT BL AFT Cordless 355 mm (14") Power Cutter, Electric Brake



Wheel diameter	355 mm (14")
Max cutting capacity	127 mm (5")
No load speed (RPM)	5,300
Dimensions (L x W x H)	w/ BL4040: 786 x 272 x 433 mm (31 x 10-3/4 x 17") w/ BL4050F: 786 x 272 x 433 mm (31 x 10-3/4 x 17") w/ BL4080F: 786 x 283 x 433 mm (31 x 11-1/8 x 17")
Net weight	12.3 - 14.1 kg (27.1 - 31.1 lbs.)

XGT BL AFT WG XPT



Wrench, Coupling sleeve, Ring, Battery, Charger

DCE090

Cordless Power Cutter

18V x2

18V X2 (36V) LXT BL AFT Cordless 230 mm (9") Power Cutter, Electric Brake



Wheel diameter	230 mm (9")
Max cutting capacity	88 mm (3-1/2")
No load speed (RPM)	6,600
Dimensions (L x W x H)	554 x 241 x 283 mm (21-3/4 x 9-1/2 x 11-1/8")
Net weight	5.6 - 6.3 kg (12.3 - 13.9 lbs.)

LXT BL AFT XPT



Hex wrench, Wrench, Coupling sleeve, Battery, Charger

4114S

Angle Cutter

355 mm (14") 2,400 W SJS Angle Cutter with Soft Start



Continuous rating Input	2,400W
Capacity	Max cutting: 125 mm (5")
No Load Speed (RPM)	3,500
Dimensions (L x W x H)	673 x 240 x 329 mm (26-1/2 x 9-1/2 x 13")
Net weight	10.8 kg (23.9 lbs.)
Power supply cord	2.5 m (8.2 ft)

SJS



Wrench

4114

Angle Cutter

355 mm (14") 1,650 W SJS Angle Cutter



Continuous rating Input	1,650W
Capacity	Max cutting: 125 mm (5")
No Load Speed (RPM)	3,500
Dimensions (L x W x H)	673 x 240 x 329 mm (26-1/2 x 9-1/2 x 13")
Net weight	12 kg (26.5 lbs.)
Power supply cord	2.5 m (8.2 ft)

SJS



Wrench

SG1251

Wall Chaser

125 mm (5") 1,400 W SJS Wall Chaser with Soft Start



Continuous rating Input	1,400W
Blade diameter	125 mm (5")
Capacity	Depth: 0 - 30 mm (0 - 1-3/16") Width: 6 - 30 mm (1/4 - 1-3/16")
No Load Speed (RPM)	10,000
Dimensions (L x W x H)	350 x 151 x 178 mm (13-3/4 x 5-15/16 x 7")
Net weight	4.3 kg (9.5 lbs.)
Power supply cord	5.0 m (16.4 ft)

SJS



Diamond wheel, Hex wrench, Lock nut wrench

CA5000

Aluminum Groove Cutter

118 mm (4-5/8") 1,300 W Variable Speed Aluminum Groove Cutter, Mechanical Brake, Soft Start



Continuous rating Input	1,300W
Wheel Diameter	118 mm (4-5/8")
Hole Diameter	20 mm (13/16")
Blade body thickness	1.0 mm
Max cutting capacity w/ Guide rail:	11 mm (7/16")
Cutter blade	
Max cutting capacity w/ Guide rail:	36 mm (1-7/16")
TCT Saw blade	w/o Guide rail: 41 mm (1-5/8")
No Load Speed (RPM)	2,200 - 6,400
Dimensions (L x W x H)	346 x 250 x 250 mm (13-5/8 x 9-7/8 x 9-7/8")
Net weight	4.7 kg (10.4 lbs.)
Power supply cord	2.5 m (8.2 ft)

SJS



Cutter blade, Plate, Hex wrench

DLW140

Cordless Portable Cut-off

18V x2

18V X2 (36V) LXT BL 355 mm (14") Toolless Portable Cut-Off



Wheel Diameter	355 mm (14")
Hole Diameter	25.4 mm (1")
Capacity at 0°	Round: 127 mm (5")
Capacity at 45°	Round: 127 mm (5")
Capacity at 90°	Rectangular: 115 x 103 mm (4-1/2 x 4-1/16") (4-1/2, 4, 2-3/4 x 5-1/8, 7-5/8, 9-1/8")
Dimensions (L x W x H)	w/ European type safety guard: 537 x 290 x 640 mm (21-1/8 x 11-3/8 x 25-1/4") w/ Safety guard other than European type: 537 x 280 x 640 mm (21-1/8 x 11 x 25-1/4") w/ Center cap type safety guard: 537 x 280 x 640 mm (21-1/8 x 11 x 25-1/4")
Net weight	17.2 - 17.8 kg (37.9 - 39.3 lbs.)

LXT BL AFT



Cut-off wheel, Battery, Charger

2416S

Portable Cut-off

405 mm (16") 1,430 W Portable Cut-Off



Continuous rating Input	1,430W
Wheel Diameter	405 mm (16")
Hole Diameter	25.4 mm (1")
No Load Speed (RPM)	2,300
Dimensions (L x W x H)	610 x 265 x 535 mm (24 x 10-3/8 x 21")
Net weight	19.2 kg (42.3 lbs.)
Power supply cord	2.5 m (8.2 ft)

SJS



Abrasive cut-off wheel, Socket wrench

Cutting

LW1400

Portable Cut-off

355 mm (14") 2,200 W Toolless Portable Cut-Off



Continuous rating Input	2,200W
Wheel Diameter	355 mm (14")
Hole Diameter	25.4 mm (1")
No Load Speed (RPM)	3,800
Capacity at 0°	Round: 127 mm (5")
Capacity at 90°	Rectangular: 115, 102, 70 x 233, 194, 130 mm (4-1/2, 4, 2-3/4 x 9-1/8, 7-5/8, 5-1/8")
Capacity at 45°	Round: 127 mm (5")
	Rectangular: 115 x 103 mm (4-1/2 x 4-1/16")
Dimensions (L x W x H)	530 x 295 x 640 mm (20-7/8 x 11-5/8 x 25-1/4")
Net weight	18.7 kg (41.2 lbs.)
Power supply cord	2.5 m (8.2 ft)



Abrasive cut-off wheel

LW1401

Portable Cut-off

355 mm (14") 2,200 W Portable Cut-Off



Continuous rating Input	2,200W
Wheel Diameter	355 mm (14")
Hole Diameter	25.4 mm (1")
No Load Speed (RPM)	3,800
Capacity at 0°	Round: 127 mm (5")
Capacity at 90°	Rectangular: 115, 102, 70 x 233, 194, 130 mm (4-1/2, 4, 2-3/4 x 9-1/8, 7-5/8, 5-1/8")
Capacity at 45°	Round: 127 mm (5")
	Rectangular: 115 x 103 mm (4-1/2 x 4-1/16")
Dimensions (L x W x H)	500 x 295 x 640 mm (19-3/4 x 11-5/8 x 25-1/4")
Net weight	18.3 kg (40.3 lbs.)
Power supply cord	2.5 m (8.2 ft)



Abrasive cut-off wheel, Socket wrench

DSC251

Cordless Steel Rod Cutter

18V

18V LXT BL ADT Cordless 25 mm (1") Steel Rod Cutter



Blade diameter	110 mm (4-5/16")
Cutting capacity	Dia.: 10 - 25 mm (3/8 - 1")
No Load Speed (RPM)	2,200
Dimensions (L x W x H)	471 x 137 x 139 mm (18-1/2 x 5-25/64 x 5-15/32")
Net weight	4.0 kg (8.8 lbs.)

LXT BL ADT



Tipped saw, Dust bag, Side grip, Hex wrench, Battery, Charger

DSC191

Cordless Steel Rod Cutter

18V

18V LXT Li-Ion Cordless 20 mm (3/4") Steel Rod Cutter



Cutting capacity	Dia.: 3 - 20 mm (1/8 - 3/4")
Cutting speed (sec)	6.5
Dimensions (L x W x H)	412 x 212 x 284 mm (16-1/5 x 8-3/8 x 11-1/8")
Net weight	11.1 - 11.2 kg (24.5 - 24.6 lbs.)

LXT

Not compatible with 2.0Ah, 1.5Ah batteries



Wrench, Hex wrench, Oil supply (country-specific)

DSC163

Cordless Steel Rod Cutter

18V

18V LXT BL Brushless Cordless 16 mm (5/8") Steel Rod Cutter



Cutting capacity	Dia.: 3 - 16 mm (1/8 - 5/8")
Cutting speed (sec)	2.8
Dimensions (L x W x H)	360 x 108 x 276 mm (14-1/8 x 4-1/4 x 10-7/8")
Net weight	6.9 kg (15.2 lbs.)

LXT

Not compatible with 2.0Ah, 1.5Ah batteries



Wrench, Hex wrench, Oil

DSC102

Cordless Threaded Rod Cutter

18V

18V / 14.4V LXT BL Brushless Cordless Threaded Rod Cutter



Capacity	Mild Steel: W3/8, M10, M8, M6 Stainless steel: W3/8, M8, M6
Min. cutting length	20 mm (13/16")
Work amount (pcs)	W3/8 (Mild steel) w/ BL1860B: 1,600 W3/8 (Stainless) w/ BL1860B: 1,500 M10 (Mild steel) w/ BL1860B: 1,600 M8 (Mild steel) w/ BL1860B: 2,300 M8 (Stainless) w/ BL1860B: 1,900 M6 (Mild steel) w/ BL1860B: 2,700 M6 (Stainless) w/ BL1860B: 2,200
Dimensions (L x W x H)	w/ BL1830B / BL1840B / BL1850B / BL1860B: 199 x 103 x 308 mm (7-7/8 x 4-1/16 x 12-1/8")
Net weight	2.8 - 3.2 kg (6.2 - 7 lbs.)

LXT BL



Cutter blade, Hex socket head bolt, Blade cover, Depth gauge, Thumb screw, Hex wrench, Battery, Charger

DSC121

Cordless Threaded Rod Cutter

18V

18V LXT BL Brushless Cordless Threaded Rod Cutter



Capacity	Steel: 8 - 12 mm (5/16 - 1/2")
Cutting speed (sec)	3.0
Dimensions (L x W x H)	w/ BL1830B / BL1840B / BL1850B / BL1860B: 212 x 323 x 260 mm (8-3/8 x 12-3/4 x 10-1/4")
Net weight	6.0 kg (13.2 lbs.)

LXT BL

Not compatible with 2.0Ah, 1.5Ah batteries



Cutter blade, Stand, Oil, Hex wrench, Battery, Charger

SC103D

Cordless Threaded Rod Cutter

12V max

12Vmax CXT BL Brushless Cordless Threaded Rod Cutter



Max Cutting Capacity	Mild Steel: M10 Stainless steel: W3/8
Min. cutting length	20 mm (13/16")
Work amount (pcs)	W3/8 (Mild steel) w/ BL1041B: 700 W3/8 (Stainless) w/ BL1041B: 550 M10 (Mild steel) w/ BL1041B: 550
Dimensions (L x W x H)	w/ BL1041B: 180 x 107 x 289 mm (7-1/8 x 4-1/4 x 11-3/8")
Net weight	2.7 - 2.8 kg (6.0 - 6.2 lbs.)

CXT BL



Cutter blade, Hex socket head bolt, Blade cover, Depth gauge, Thumb screw, Hex wrench, Battery, Charger

Cutting

DMC300 Cordless Compact Cut Off 18V

18V LXT BL AFT Cordless 76 mm (3") Compact Cut Off



Wheel diameter	76 mm (3")
Hole diameter	9.5, 10.0 mm (3/8, 13/32")
Wheel plate thickness	1.0 mm (1/32")
No load speed (RPM)	20,000
Max cutting capacity	w/ Dust cover attachment: 13.5 mm (1/2") w/o Dust cover attachment: 16.0 mm (5/8")
Circumference of grip portion	156 mm
Dimensions (L x W x H)	w/ BL1815N / BL1820B: 253 x 104 x 182 mm (10 x 4-1/8 x 7-1/8") w/ BL1830B / BL1840B / BL1850B / BL1860B: 271 x 104 x 182 mm (10-5/8 x 4-1/8 x 7-1/8")
Net weight	1.2 - 1.7 kg (2.6 - 3.7 lbs.)



Dust collection cover, Diamond wheel (country-specific), Cut-off wheel (country-specific), Multi carbide wheel (country-specific), Hex wrench, Battery, Charger

CP100D Cordless Multi Cutter 12V max

12V max CXT Li-Ion Cordless Multi Cutter



Max Cutting Capacity	6 mm (1/4")
No Load Speed (RPM)	300
Dimensions (L x W x H)	w/ BL1016/BL1021B: 272 x 66 x 120 mm (10-3/4 x 2-5/8 x 4-3/4") w/ BL1041B: 291 x 66 x 121 mm (11-1/2 x 2-5/8 x 4-3/4")
Net weight	0.72 - 0.88 kg (1.6 - 1.9 lbs.)



Blade, Battery, Charger

PB002G Cordless Portable Band Saw 40V max

40Vmax XGT BL Cordless Variable Speed Portable Band Saw



Capacity	Round: 127 mm (5") Square: 127 x 127 mm (5 x 5")
Blade speed	0 - 3.2 m/min (0 - 630 ft/min)
Blade Size	Length: 1,140 mm (45") Width: 13 mm (1/2") Thickness: 0.5 mm (0.02")
Dimensions (L x W x H)	w/ BL4020 / BL4025: 510 x 218 x 314 mm (20 x 8-5/8 x 12-3/8") w/ BL4040: 510 x 218 x 314 mm (20 x 8-5/8 x 12-3/8") w/ BL4050F: 510 x 218 x 329 mm (20 x 8-5/8 x 13") w/ BL4080F: 510 x 218 x 346 mm (20 x 8-5/8 x 13-5/8")
Net weight	6.6 - 7.8 kg (14.6 - 17.2 lbs.)



Band saw blade, Hex wrench, Battery, Charger

DPB180 Cordless Portable Band Saw 18V

18V LXT Li-Ion Cordless Variable Speed Portable Band Saw



Capacity	Round: 120 mm (4-3/4") Rectangular: 120 x 120 mm (4-3/4 x 4-3/4")
Blade speed	1.4 - 275 m/min (2.7 - 530 ft/min)
Blade Size	Length: 1,140 mm (44-7/8") Width: 13 mm (1/2") Thickness: 0.5 mm (0.02")
Dimensions (L x W x H)	523 x 231 x 313 mm
Net weight	6.8 - 7.1 kg (14.9 - 15.7 lbs.)



Charger, Battery, Band saw blade, Hex wrench

DPB183 Cordless Portable Band Saw 18V

18V LXT BL Cordless Variable Speed Portable Band Saw



Capacity	Round: 66 mm (2-5/8") Square: 66 x 66 mm (2-5/8 x 2-5/8")
Blade speed	0 - 3.2 m/s (0 - 630 ft/min.)
Blade Size	Length: 835 mm (32-7/8") Width: 13 mm (1/2") Thickness: 0.5 mm (0.02")
Dimensions (L x W x H)	392 x 174 x 242 mm (15-1/2 x 6-7/8 x 9-1/2")
Net weight	3.6 - 3.9 kg (7.9 - 8.6 lbs.)



Band saw blade, Hex wrench, Hook (country-specific), Grip (country-specific), Battery, Charger

DPB182 Cordless Portable Band Saw 18V

18V LXT Li-Ion Cordless Portable Band Saw



Capacity	Round: 64 mm (2-1/2") Rectangular: 64 x 64 mm (2-1/2 x 2-1/2")
Blade speed	3.2 m/s (630 ft/min.)
Blade Size	Length: 835 mm (32-7/8") Width: 13 mm (1/2") Thickness: 0.5 mm (0.02")
Dimensions (L x W x H)	477 x 197 x 229 mm (18-3/4 x 7-3/4 x 9")
Net weight	3.8 - 4.1 kg (8.3 - 9.0 lbs.)



Band saw blade, Wheel cover (country-specific), Hook (country-specific), Hex wrench, Battery, Charger

DPB184 Cordless Portable Band Saw 18V

18V LXT BL Cordless Portable Band Saw



Capacity	Round: 51 mm (2") Square: 51 x 51 mm (2 x 2")
Blade speed	0 - 3.2 m/s (0 - 630 ft/min.)
Blade Size	Length: 730 mm (28-3/4") Width: 13 mm (1/2") Thickness: 0.5 mm (0.02")
Dimensions (L x W x H)	w/ BL1815N / BL1820B: 355 x 162 x 223 mm (14 x 6-3/8 x 8-3/4") w/ BL1830B / BL1840B / BL1850B / BL1860B: 373 x 162 x 223 mm (14-3/4 x 6-3/8 x 8-3/4")
Net weight	3.3 - 3.6 kg (7.3 - 7.9 lbs.)



Band saw blade, Hex wrench, Hook (country-specific), Battery, Charger

2107F Portable Band Saw

120 x 120 mm (4-3/4" x 4-3/4") 710 W Variable Speed Portable Band Saw with Light



Continuous rating Input	710W
Capacity	Round: 120 mm (4-3/4") Rectangular: 120 x 120 mm (4-3/4 x 4-3/4")
Blade speed	1.0 - 1.7 m/s
Blade Size	Length: 1,140 mm Width: 13 mm Thickness: 0.5 mm
Dimensions (L x W x H)	508 x 188 x 256 mm (20 x 7-3/8 x 10-1/8")
Net weight	6.3 kg (13.9 lbs.)
Power supply cord	2.5 m (8.2 ft)



Band saw blade, Hex wrench

Cutting

DPP200 Cordless Hole Puncher 18V

18V LXT Li-Ion Cordless Hole Puncher



Capacity	Steel: 20 mm (13/16") Stainless steel: 20 mm (13/16")
Max throat depth	40 mm (1-9/16")
Dimensions (L x W x H)	w/ BL1830B / BL1840B / BL1850B / BL1860B: 417 x 127 x 315 mm (16-3/8 x 5 x 12-3/8")
Net weight	10.5 kg (23.2 lbs.)



Not compatible with 2.0Ah, 1.5Ah batteries

Punch, Dice, Hex wrench, Spanner, Bar for fastening nuts, Grip, Oil

DJS200 Cordless Metal Shear 18V

18V LXT BL Cordless 2.0 mm (14 Ga) Metal Shear



Max Cutting Capacity	Steel: 2.0 mm (14 gauge) Stainless steel: 1.6 mm (16 gauge)
Strokes Per Minute (SPM)	0 - 3,000
Dimensions (L x W x H)	w/ BL1815N / BL1820B: 345 x 79 x 189 mm (13-5/8 x 3-1/8 x 7-7/16") w/ BL1830B / BL1840B / BL1850B / BL1860B: 345 x 79 x 207 mm (13-5/8 x 3-1/8 x 8-1/8")
Net weight	2.2 - 2.5 kg (4.9 - 5.5 lbs.)



Hex wrench, Belt clip, Battery, Charger

DJS131 Cordless Metal Shear 18V

18V LXT BL Cordless 1.3 mm (18 Ga) Metal Shear



Max Cutting Capacity	Steel: 1.3 mm (18 gauge) Stainless steel: 1.0 mm (20 gauge)
Strokes Per Minute (SPM)	0 - 3,000
Dimensions (L x W x H)	w/ BL1815N / BL1820B: 332 x 79 x 234 mm (13-1/8 x 3-1/8 x 9-1/4") w/ BL1830B / BL1840B / BL1850B / BL1860B: 332 x 79 x 252 mm (13-1/8 x 3-1/8 x 9-7/8")
Net weight	2.0 - 2.3 kg (4.4 - 5.1 lbs.)



Hex wrench, Belt clip, Battery, Charger

DJS130 Cordless Metal Shear 18V

18V LXT Li-Ion Cordless 1.3 mm Metal Shear



Capacity	Steel up to 400 N/mm ² : 1.3 mm Steel up to 600 N/mm ² : 1.0 mm
No Load Speed (RPM)	2,800
Dimensions (L x W x H)	350 x 80 x 193 mm (13-3/4 x 3-1/8 x 7-5/8")
Net weight	2.3 - 2.6 kg (5 - 5.8 lbs.)



Charger, Battery, Hex wrench

DJS161 Cordless Straight Shear 18V

18V LXT Li-Ion Cordless 1.6 mm Straight Shear



Capacity	Steel up to 400 N/mm ² : 1.6 mm Steel up to 600 N/mm ² : 1.2 mm Aluminum up to 200 N/mm ² : 2.5 mm
Strokes Per Minute (SPM)	4,300
Dimensions (L x W x H)	362 x 78 x 118 mm (14-1/4 x 3-1/16 x 4-5/8")
Net weight	1.8 - 2.2 kg (4.1 - 4.8 lbs.)



Charger, Battery, Hex wrench, Thickness gauge

DJS101 Cordless Metal Shear 18V

18V LXT Li-Ion Cordless 1.0 mm Metal Shear



Capacity	Steel up to 400 N/mm ² : 1.0 mm Steel up to 600 N/mm ² : 0.7 mm Aluminum up to 200 N/mm ² : 2.5 mm
Strokes Per Minute (SPM)	4,300
Dimensions (L x W x H)	364 x 78 x 118 mm (14-3/8 x 3-1/16 x 4-5/8")
Net weight	1.8 - 2.2 kg (4 - 4.7 lbs.)



Charger, Battery, Hex wrench

DJN161 Cordless Nibbler 18V

18V LXT Li-Ion Cordless 1.6 mm (16 Ga) Nibbler



Capacity	Steel up to 400 N/mm ² : 1.6 mm Steel up to 600 N/mm ² : 1.2 mm Aluminum up to 200 N/mm ² : 2.5 mm
Min. cutting radius	Inside edge: 45 mm (1-3/4") Outside edge: 50 mm (2")
Strokes Per Minute (SPM)	1,900
Dimensions (L x W x H)	313 x 78 x 189 mm (12-3/8 x 3-1/16 x 7-7/16")
Net weight	1.9 - 2.3 kg (4.3 - 5 lbs.)



Hex wrench, Wrench, Punch, Die

DJS800 Cordless Cement Shear 18V

18V LXT BL Cordless 13 mm (1/2") Cement Shear



Max Cutting Capacity	13 mm (1/2")
Strokes Per Minute (SPM)	0 - 3,000
Dimensions (L x W x H)	w/ BL1815N / BL1820B: 379 x 79 x 198 mm (14-7/8 x 3-1/8 x 7-3/4") w/ BL1830B / BL1840B / BL1850B / BL1860B: 379 x 79 x 216 mm (14-7/8 x 3-1/8 x 8-1/2")
Net weight	2.1 - 2.5 kg (4.6 - 5.5 lbs.)



Hex wrench, Belt clip, Battery, Charger

Cutting

JS8000

Cement Shear

8 mm (5/16") Cement Shear



Continuous rating Input	570W
Capacity	Max cutting: 8 mm (5/16")
Strokes Per Minute (SPM)	0 - 2,500
Dimensions (L x W x H)	346 x 70 x 223 mm (13-5/8 x 2-3/4 x 8-3/4")
Net weight	2.2 kg (4.8 lbs.)
Power supply cord	2.5 m (8.2 ft)



Hex wrench

JS1601

Straight Metal Shear

1.6 mm (16 Ga) Straight Metal Shear



Continuous rating Input	380W
Capacity	Steel up to 400 N/mm ² : 1.6 mm Steel up to 600 N/mm ² : 1.2 mm Steel up to 800 N/mm ² : 0.8 mm Aluminum up to 200 N/mm ² : 2.5 mm
Min. cutting radius	250 mm (9-7/8")
Strokes Per Minute (SPM)	4,500
Dimensions (L x W x H)	320 x 70 x 78 mm (12-5/8 x 2-3/4 x 3-1/16")
Net weight	1.4 kg (3.2 lbs.)
Power supply cord	2.5 m (8.2 ft)



Hex wrench, Thickness gauge

JS1000

Metal Shear

1.0 mm (20 Ga) Metal Shear



Continuous rating Input	380W
Capacity	Steel up to 400 N/mm ² : 1.0 mm Steel up to 600 N/mm ² : 0.7 mm Steel up to 800 N/mm ² : 0.5 mm Aluminum up to 200 N/mm ² : 2.5 mm
Min. cutting radius	30 mm (1-3/16")
Strokes Per Minute (SPM)	4,500
Dimensions (L x W x H)	322 x 70 x 78 mm (12-5/8 x 2-3/4 x 3-1/16")
Net weight	1.4 kg (3.2 lbs.)
Power supply cord	2.5 m (8.2 ft)



Hex wrench, Thickness gauge

JS1602

Metal Shear

1.6 mm (16 Ga) Metal Shear



Continuous rating Input	380W
Capacity	Steel up to 400 N/mm ² : 1.6 mm Steel up to 600 N/mm ² : 1.2 mm Steel up to 800 N/mm ² : 0.8 mm Aluminum up to 200 N/mm ² : 2.5 mm
Min. cutting radius	30 mm (1-3/16")
Strokes Per Minute (SPM)	4,000
Dimensions (L x W x H)	255 x 74 x 146 mm (10 x 2-15/16 x 5-3/4")
Net weight	1.6 kg (3.4 lbs.)
Power supply cord	2.5 m (8.2 ft)



Hex wrench

JS3201

Metal Shear

3.2 mm (10 Ga) Metal Shear



Continuous rating Input	710W
Capacity	Steel up to 400 N/mm ² : 3.2 mm Steel up to 600 N/mm ² : 2.5 mm Steel up to 800 N/mm ² : 1.5 mm Aluminum up to 200 N/mm ² : 4.0 mm
Min. cutting radius	50 mm (2")
Strokes Per Minute (SPM)	1,600
Dimensions (L x W x H)	213 x 90 x 239 mm (8-3/8 x 3-1/2 x 9-3/8")
Net weight	3.4 kg (7.5 lbs.)
Power supply cord	2.5 m (8.2 ft)



Shear blade, Hex wrench, Thickness gauge

JN1601

Nibbler

1.6 mm (16 Ga) Nibbler



Continuous rating Input	550W
Capacity	Steel up to 400 N/mm ² : 1.6 mm Steel up to 600 N/mm ² : 1.2 mm Steel up to 800 N/mm ² : 0.8 mm Aluminum up to 200 N/mm ² : 2.5 mm
Min. cutting radius	Outside edge: 50 mm (2") Inside edge: 45 mm (1-3/4")
Strokes Per Minute (SPM)	2,200
Overall length	261 mm (10-1/4")
Net weight	1.6 kg (3.6 lbs.)
Power supply cord	2.0 m (6.6 ft)



Hex wrench, Wrench, Punch, Die

JN3201

Nibbler

3.2 mm (10 Ga) Nibbler



Continuous rating Input	710W
Capacity	Steel up to 400 N/mm ² : 3.2 mm Steel up to 600 N/mm ² : 2.5 mm Steel up to 800 N/mm ² : 1.0 mm Aluminum up to 200 N/mm ² : 3.5 mm
Min. cutting radius	Outside edge: 128 mm (5-1/16") Inside edge: 120 mm (4-3/4")
Strokes Per Minute (SPM)	1,300
Dimensions (L x W x H)	225 x 90 x 254 mm (8-7/8 x 1-1/2 x 10")
Net weight	3.4 kg (7.4 lbs.)
Power supply cord	2.5 m (8.2 ft)





















Punch, Die, Wrench, Hex wrench, Washer



PRODUCTS

Sawing



-  Double Insulation
-  Variable Speed
-  Brake
-  Mechanical 2-Speed
-  Electronic 2-Speed
-  Torque Limiter
-  Constant Speed
-  Soft Start
-  Bevel Cutting 45 left
-  Bevel Cutting 45 LR
-  Bevel Cutting L45 R5
-  Orbital Cutting
-  Makita Shank Jig Saw Blade
-  Bayonet Shank Jig Saw Blade
-  Laser Marker
-  Dust Collection
-  Built-in Job Light
-  Carrying Case

LS003G

Cordless Slide Compound Miter Saw


40V max

40Vmax XGT BL AWS Cordless 305 mm (12") Slide Compound Miter Saw, LED Light



Wheel Diameter	305 mm (12")
Hole Diameter	25.4 - 30 mm (1 - 1-3/16")
Max Cutting Capacity	0° Miter: 107 x 363 mm (4-1/4 x 14-1/4") 45° Miter, L/R: 107 x 255 mm (4-1/4 x 10")
No Load Speed (RPM)	3,600
Dimensions (L x W x H)	898 x 690 x 725 mm (35-1/4 x 27-1/4 x 28-1/2")
Net weight	30.5 - 31.1 kg (67.2 - 68.6 lbs.)

XGT BL AWS DXT



TCT saw blade, Dust bag, Triangular rule, Vertical vise, Hex wrench, Battery, Charger, Wireless unit

LS004G

Cordless Slide Compound Miter Saw

40V max

40Vmax XGT BL AWS Cordless 260 mm (10-1/4") Slide Compound Miter Saw, LED Light



Wheel Diameter	260 mm (10-1/4")
Hole Diameter	25.4 - 30 mm (1 - 1-3/16")
Max Cutting Capacity	0° Miter: 91 x 279 mm (3-5/8 x 11") 45° Miter, L/R: 91 x 197 mm (3-5/8 x 7-3/4")
No Load Speed (RPM)	3,600
Dimensions (L x W x H)	805 x 644 x 660 mm (31-1/4 x 25-3/8 x 26")
Net weight	26.6 - 27.2 kg (58.6 - 60.0 lbs.)

XGT BL AWS DXT



TCT saw blade, Dust bag, Triangular rule, Vertical vise, Hex wrench, Battery, Charger, Wireless unit

LS002G

Cordless Slide Compound Miter Saw

40V max

40Vmax XGT BL AWS Cordless 216 mm (8-1/2") Slide Compound Miter Saw, LED Light



Hole Diameter	30/ 25.4 mm (1-3/16/ 1")
Max Cutting Capacity	0° Miter: 70 x 312 mm (2-3/4 x 12-1/4") 45° Miter, L/R: 70 x 220 mm (2-3/4 x 8-5/8")
No Load Speed (RPM)	4,800
Dimensions (L x W x H)	702 x 551 x 557 mm (27-5/8 x 21-3/4 x 22")
Net weight	16.4 - 17.0 kg (36.2 - 37.6 lbs.)

XGT BL AWS DXT



TCT saw blade, Dust bag, Triangular rule, Vertical vise, Hex wrench, Battery, Charger

DLS212

Cordless Slide Compound Miter Saw

18V x2

18V X2 (36V) LXT BL ADT Cordless 305 mm (12") Slide Compound Miter Saw, Laser



Wheel Diameter	305 mm (12")
Hole Diameter	25.4/ 30 mm (1/ 1-3/16")
Max Cutting Capacity	0° Miter: 107 x 363 x 92 x 382 mm (4-1/4 x 14-1/4 x 3-5/8 x 15") 45° Miter, L/R: 107 x 255 x 92 x 268 mm (4-1/4 x 10 x 3-5/8 x 10-1/2")
No Load Speed (RPM)	4,400
Dimensions (L x W x H)	898 x 690 x 725 mm (35-1/4 x 27-1/4 x 28-1/2")
Net weight	30.7 - 31.3 kg (67.6 - 69.1 lbs.)

LXT BL ADT DXT



TCT saw blade, Dust bag, Triangular rule, Vertical vise, Hex wrench, Battery, Charger

DLS211

Cordless Slide Compound Miter Saw

18V x2

18V X2 (36V) LXT BL AWS ADT Cordless 305 mm (12") Slide Compound Miter Saw, Laser



Wheel Diameter	305 mm (12")
Hole Diameter	25.4/ 30 mm (1/ 1-3/16")
Max Cutting Capacity	0° Miter: 107 x 363 x 92 x 382 mm (4-1/4 x 14-1/4 x 3-5/8 x 15") 45° Miter, L/R: 107 x 255 x 92 x 268 mm (4-1/4 x 10 x 3-5/8 x 10-1/2")
No Load Speed (RPM)	4,400
Dimensions (L x W x H)	898 x 690 x 725 mm (35-1/4 x 27-1/4 x 28-1/2")
Net weight	30.7 - 31.3 kg (67.6 - 69.1 lbs.)

LXT BL AWS ADT DXT



TCT saw blade, Dust bag, Triangular rule, Vertical vise, Hex wrench, Battery, Charger

DLS112

Cordless Slide Compound Miter Saw

18V x2

18V X2 (36V) LXT BL ADT Cordless 260 mm (10-1/4") Slide Compound Miter Saw, Laser



Wheel Diameter	255 - 260 mm (10 - 10-1/4")
Hole Diameter	15.88/ 25.4/ 30 mm (5/8/ 1/ 1-3/16")
Max Cutting Capacity	0° Miter: 91 x 279 x 68 x 310 mm (3-5/8 x 11") 45° Miter, L/R: 91 x 197 x 68 x 218 mm (3-5/8 x 7-3/4")
No Load Speed (RPM)	4,400
Dimensions (L x W x H)	805 x 644 x 660 mm (31-3/4 x 25-3/8 x 26")
Net weight	26.6 - 27.3 kg (58.6 - 60.2 lbs.)

LXT BL ADT DXT



TCT saw blade, Dust bag, Triangular rule, Vertical vise, Hex wrench, Battery, Charger

DLS111

Cordless Slide Compound Miter Saw

18V x2

18V X2 (36V) LXT BL AWS ADT Cordless 260 mm (10-1/4") Slide Compound Miter Saw, Laser



Wheel Diameter	255 - 260 mm (10 - 10-1/4")
Hole Diameter	15.88/ 25.4/ 30 mm (5/8/ 1/ 1-3/16")
Max Cutting Capacity	0° Miter: 91 x 279 x 68 x 310 mm (3-5/8 x 11 x 2-11/16 x 12-1/4") 45° Miter, L/R: 91 x 197 x 68 x 218 mm (3-5/8 x 7-3/4 x 2-11/16 x 8-5/8")
No Load Speed (RPM)	4,400
Dimensions (L x W x H)	805 x 644 x 660 mm (31-3/4 x 25-3/8 x 26")
Net weight	26.6 - 27.3 kg (58.6 - 60.2 lbs.)

LXT BL AWS ADT DXT



TCT saw blade, Dust bag, Triangular rule, Vertical vise, Hex wrench, Battery, Charger

DLS110

Cordless Slide Compound Miter Saw

18V x2

18V X2 (36V) LXT BL ADT Cordless 260 mm (10-1/4") Slide Compound Miter Saw



Wheel Diameter	255 - 260 mm (10 - 10-1/4")
Hole Diameter	15.88/ 25.4/ 30 mm (5/8/ 1/ 1-3/16")
Max Cutting Capacity	0° Miter: 91 x 279 x 68 x 310 mm (3-5/8 x 11") 45° Miter, L/R: 91 x 197 x 68 x 218 mm (3-5/8 x 7-3/4")
No Load Speed (RPM)	4,400
Dimensions (L x W x H)	805 x 644 x 660 mm (31-3/4 x 25-3/8 x 26")
Net weight	26.6 - 27.3 kg (58.6 - 60.2 lbs.)

LXT BL ADT DXT



TCT saw blade, Dust bag, Triangular rule, Vertical vise, Hex wrench, Battery, Charger

Sawing

DLS714

Cordless Slide Compound Miter Saw

18V x2

18V X2 (36V) LXT BL ADT Cordless 190 mm (7-1/2") Dual Slide Compound Miter Saw



Wheel Diameter	190 mm (7-1/2")
Hole Diameter	15.88 / 20 mm (5/8" 13/16")
Max cutting capacity	0°: 52 x 300 mm (2-1/16 x 11-3/4")
No Load Speed (RPM)	5,700
Dimensions (L x W x H)	655 x 430 x 445 mm (25-3/4 x 17 x 17-1/2")
Net weight	12.6 kg (27.8 lbs.)

LXT BL ADT



TCT saw blade, Dust bag, Holder set, Vertical vise, Hex wrench, Triangular rule, Battery, Charger

DLS713

Cordless Slide Compound Miter Saw

18V

18V LXT Li-Ion Cordless 190 mm (7-1/2") Dual Slide Compound Miter Saw



Wheel Diameter	190 mm (7-1/2")
Hole Diameter	20 mm (13/16")
Max cutting capacity	0°: 52 x 300 mm (2-1/16 x 11-3/4")
No Load Speed (RPM)	2,200
Dimensions (L x W x H)	655 x 430 x 454 mm (25-3/4 x 17 x 17-7/8")
Net weight	12.1 kg (26.7 lbs.)

LXT



Charger, Battery, TCT saw blade, Vertical vise, Socket wrench, Triangular rule, Dust bag, Holder set

LS1219L

Slide Compound Miter Saw

305 mm (12") 1,800 W Slide Compound Miter Saw, Laser



Continuous rating Input	1,800W
Wheel Diameter	305 mm (12")
Bevel angle	48° L 48° R
Miter angle	60° L 60° R
Max Cutting Capacity	0° Miter: 107 x 363 mm (4-1/4 x 14-1/4") 45° Miter, L/R: 107 x 255 mm (4-1/4 x 10")
No Load Speed (RPM)	3,200
Dimensions (L x W x H)	898 x 664 x 725 mm (35-1/4 x 26-1/8 x 28-1/2")
Net weight	29.5 kg (65 lbs.)
Power supply cord	2.5 m (8.2 ft)

DXT



TCT saw blade, Vertical vise, Hex wrench, Triangular rule, Dust bag

LS1219

Slide Compound Miter Saw

305 mm (12") 1,800 W Slide Compound Miter Saw



Continuous rating Input	1,800W
Wheel Diameter	305 mm (12")
Bevel angle	48° L 48° R
Miter angle	60° L 60° R
Max Cutting Capacity	0° Miter: 107 x 363 mm (4-1/4 x 14-1/4") 45° Miter, L/R: 107 x 255 mm (4-1/4 x 10")
No Load Speed (RPM)	3,200
Dimensions (L x W x H)	898 x 664 x 725 mm (35-1/4 x 26-1/8 x 28-1/2")
Net weight	29.3 kg (64.6 lbs.)
Power supply cord	2.5 m (8.2 ft)

DXT



TCT saw blade, Vertical vise, Hex wrench, Triangular rule, Dust bag

LS1019L

Slide Compound Miter Saw

260 mm (10-1/4") 1,510 W Slide Compound Miter Saw, Laser



Continuous rating Input	1,510W
Wheel Diameter	255 - 260 mm (10 - 10-1/4")
Bevel angle	48° L 48° R
Miter angle	60° L 60° R
Max Cutting Capacity	0° Miter: 68 x 310 mm (2-11/16 x 12-1/4") 45° Miter, L/R: 91 x 197 mm (3-5/8 x 7-3/4")
No Load Speed (RPM)	3,200
Dimensions (L x W x H)	805 x 644 x 660 mm (31-3/4 x 25-3/8 x 26")
Net weight	26.3 kg (57.9 lbs.)
Power supply cord	2.5 m (8.2 ft)

DXT



TCT saw blade, Dust bag, Triangular rule, Vertical vise, Hex wrench

LS1019

Slide Compound Miter Saw

260 mm (10-1/4") 1,510 W Slide Compound Miter Saw



Continuous rating Input	1,510W
Wheel Diameter	255 - 260 mm (10 - 10-1/4")
Bevel angle	48 / 48° L 48, 48° R
Miter angle	60° L 60° R
Max Cutting Capacity	0° Miter: 68 x 310 mm (2-11/16 x 12-1/4") 45° Miter, L/R: 91 x 197 mm (3-5/8 x 7-3/4")
No Load Speed (RPM)	3,200
Dimensions (L x W x H)	805 x 644 x 660 mm (31-3/4 x 25-3/8 x 26")
Net weight	26.1 kg (57.6 lbs.)
Power supply cord	2.5 m (8.2 ft)

DXT



TCT saw blade, Dust bag, Triangular rule, Vertical vise, Hex wrench

LS1018L

Slide Compound Saw

260 mm (10-1/4") 1,430 W Slide Compound Miter Saw, Laser



Continuous rating Input	1,430W
Blade body thickness	1.5 - 3.2 mm
Miter angle	47 / 60° L 47, 60° R
Bevel angle	45 / 45° L 45, 45° R
Max Cutting Capacity	0°: 91 x 305 mm (3-5/8 x 12") 45°: 91 x 215 mm (3-5/8 x 8-1/2")
No Load Speed (RPM)	4,300
Dimensions (L x W x H)	825 x 536 x 633 mm (32-1/2 x 21-1/8 x 25")
Net weight	20.6 kg (45.4 lbs.)
Power supply cord	2.5 m (8.2 ft)



TCT saw blade, Vertical vise, Socket wrench, Triangular rule, Dust bag, Holder

LS1017L

Slide Compound Saw

260 mm (10-1/4") 1,430 W Slide Compound Miter Saw, Laser



Continuous rating Input	1,430W
Blade body thickness	1.5 - 3.2 mm
Miter angle	47 / 60° L 47, 60° R
Bevel angle	45 / 5° L 45, 5° R
Max Cutting Capacity	0°: 91 x 305 mm (3-5/8 x 12") 45°: 91 x 215 mm (3-5/8 x 8-1/2")
No Load Speed (RPM)	4,200
Dimensions (L x W x H)	825 x 536 x 581 mm (32-1/2 x 21-1/8 x 22-7/8")
Net weight	19.5 kg (43 lbs.)
Power supply cord	2.5 m (8.2 ft)



Carbide-tipped saw blade, Vertical vise, Socket wrench, Triangular rule, Dust bag, Holder

Sawing

LS0815FL Slide Compound Miter Saw

216 mm (8-1/2") 1,400 W Slide Compound Miter Saw, Laser, LED Light



Continuous rating Input	1,400W
Wheel Diameter	216 mm (8-1/2")
Bevel angle	48 / 5° L 48, 5° R
Miter angle	50 / 60° L 50, 60° R
Max Cutting Capacity	0° Miter: 65 x 305 mm (2-9/16 x 12")
	45° Miter, L/R: 65 x 215 mm (2-9/16 x 8-1/2")
No Load Speed (RPM)	5,000
Dimensions (L x W x H)	755 x 450 x 488 mm
	(29-3/4 x 17-3/4 x 19-1/4")
Net weight	14.1 kg (31.1 lbs.)
Power supply cord	2.5 m (8.2 ft)



Carbide-tipped saw blade, Dust bag, Triangular rule, Vertical vise, Socket wrench, Hex wrench, Holder

LS0815F Slide Compound Miter Saw

216 mm (8-1/2") 1,400 W Slide Compound Miter Saw, LED Light



Continuous rating Input	1,400W
Wheel Diameter	216 mm (8-1/2")
Bevel angle	48 / 5° L 48, 5° R
Miter angle	50 / 60° L 50, 60° R
Max Cutting Capacity	0° Miter: 65 x 305 mm (2-9/16 x 12")
	45° Miter, L/R: 65 x 215 mm (2-9/16 x 8-1/2")
No Load Speed (RPM)	5,000
Dimensions (L x W x H)	755 x 450 x 488 mm
	(29-3/4 x 17-3/4 x 19-1/4")
Net weight	14.1 kg (31.1 lbs.)
Power supply cord	2.5 m (8.2 ft)



Carbide-tipped saw blade, Dust bag, Triangular rule, Vertical vise, Socket wrench, Hex wrench, Holder

LS0714FL Slide Compound Saw

190 mm (7-1/2") 1,010 W Slide Compound Miter Saw, Laser, Light



Continuous rating Input	1,010W
Wheel Diameter	190 mm (7-1/2")
Blade body thickness	1.3 - 2.0 mm
Miter angle	47 / 57° L 47, 57° R
Bevel angle	45 / 5° L 45, 5° R
Max Cutting Capacity	0°: 52 x 300 mm (2-1/16 x 11-3/4")
	45°: 52 x 212 mm (2-1/16 x 8-3/8")
No Load Speed (RPM)	6,000
Dimensions (L x W x H)	670 x 430 x 458 mm (26-3/8 x 17 x 18")
Net weight	13.7 kg (30.2 lbs.)
Power supply cord	2.5 m (8.2 ft)



Carbide-tipped saw blade, Socket wrench, Dust bag, Holder set, Vertical vise, Triangular rule

LS0714L Slide Compound Saw

190 mm (7-1/2") 1,010 W Slide Compound Miter Saw, Laser



Continuous rating Input	1,010W
Wheel Diameter	190 mm (7-1/2")
Blade body thickness	1.3 - 2.0 mm
Miter angle	47 / 57° L 47, 57° R
Bevel angle	45 / 5° L 45, 5° R
Max Cutting Capacity	0°: 52 x 300 mm (2-1/16 x 11-3/4")
	45°: 52 x 212 mm (2-1/16 x 8-3/8")
No Load Speed (RPM)	6,000
Dimensions (L x W x H)	670 x 430 x 458 mm (26-3/8 x 17 x 18")
Net weight	13.5 kg (29.8 lbs.)
Power supply cord	2.5 m (8.2 ft)



Carbide-tipped saw blade, Socket wrench, Dust bag, Holder set, Vertical vise, Triangular rule

LS0714F Slide Compound Saw

190 mm (7-1/2") 1,010 W Slide Compound Miter Saw, Light



Continuous rating Input	1,010W
Wheel Diameter	190 mm (7-1/2")
Blade body thickness	1.3 - 2.0 mm
Miter angle	47 / 57° L 47, 57° R
Bevel angle	45 / 5° L 45, 5° R
Max Cutting Capacity	0°: 52 x 300 mm (2-1/16 x 11-3/4")
	45°: 52 x 212 mm (2-1/16 x 8-3/8")
No Load Speed (RPM)	6,000
Dimensions (L x W x H)	670 x 430 x 458 mm (26-3/8 x 17 x 18")
Net weight	13.4 kg (29.5 lbs.)
Power supply cord	2.5 m (8.2 ft)



Carbide-tipped saw blade, Socket wrench, Dust bag, Holder set, Vertical vise, Triangular rule

LS0714 Slide Compound Saw

190 mm (7-1/2") 1,010 W Slide Compound Miter Saw



Continuous rating Input	1,010W
Wheel Diameter	190 mm (7-1/2")
Blade body thickness	1.3 - 2.0 mm
Miter angle	47 / 57° L 47, 57° R
Bevel angle	45 / 5° L 45, 5° R
Max Cutting Capacity	0°: 52 x 300 mm (2-1/16 x 11-3/4")
	45°: 52 x 212 mm (2-1/16 x 8-3/8")
No Load Speed (RPM)	6,000
Dimensions (L x W x H)	670 x 430 x 458 mm (26-3/8 x 17 x 18")
Net weight	13.1 kg (28.9 lbs.)
Power supply cord	2.5 m (8.2 ft)



Carbide-tipped saw blade, Socket wrench, Dust bag, Holder set, Vertical vise, Triangular rule

DLS600 Cordless Compound Miter Saw

18V LXT BL ADT Cordless 165 mm (6-1/2") Compound Miter Saw with LED Light



Wheel Diameter	155 - 165 mm (6-1/8 - 6-1/2")
Hole Diameter	15.88 / 20 mm (5/8 / 13/16")
Miter angle	52° L 52° R
Bevel angle	46° L 46° R
Max Cutting Capacity	0° Miter: 46 x 92 mm (1-13/16 x 3-5/8")
	45° Miter, L/R: 46 x 65 mm (1-13/16 x 2-9/16")
No Load Speed (RPM)	5,000
Dimensions (L x W x H)	340 x 400 x 440 mm
	(13-3/8 x 15-3/4 x 17-1/4")
Net weight	6.3 - 6.6 kg (13.9 - 14.6 lbs.)



TCT saw blade, Dust bag, Vertical vise, Hex wrench, Triangular rule, Battery, Charger

LS1221 Compound Miter Saw

305 mm (12") 1,650 W Compound Miter Saw



Continuous rating Input	1,650W
Wheel Diameter	305 mm (12")
Hole Diameter	25.4 / 30 mm (1 / 1-3/16")
Bevel angle	45° L
Max Cutting Capacity	0°: 98 x 153 mm (3-7/8 x 6")
	45°: 70 x 149 mm (2-3/4 x 5-7/8")
No Load Speed (RPM)	4,000
Dimensions (L x W x H)	674 x 610 x 607 mm (26-1/2 x 24 x 23-7/8")
Net weight	16.8 kg (37 lbs.)
Power supply cord	2.5 m (8.2 ft)



Carbide-tipped saw blade, Triangular rule, Elbow, Socket wrench, Dust bag

Sawing

LS1040F

Compound Miter Saw

260 mm (10-1/4") 1,650 W Compound Miter Saw with Light



Continuous rating Input	1,650W
Wheel Diameter	255 - 260 mm (10/ 10-1/4")
Hole Diameter	15.88/ 25.4/ 30 mm (5/8/ 1/ 1-3/16")
Bevel angle	45° L
Max Cutting Capacity	0°: 90.5 x 95 mm (3-9/16 x 3-3/4") 45°: 90.5 x 67 mm (3-9/16 x 2-5/8")
No Load Speed (RPM)	4,600
Dimensions (L x W x H)	530 x 476 x 532 mm (20-7/8 x 18-3/8 x 21")
Net weight	12.6 kg (27.8 lbs.)
Power supply cord	2.5 m (8.2 ft)



Socket wrench, Dust bag, Holder, Vertical vise, Triangular rule

LS1040

Compound Miter Saw

260 mm (10-1/4") 1,650 W Compound Miter Saw



Continuous rating Input	1,650W
Wheel Diameter	255 - 260 mm (10/ 10-1/4")
Hole Diameter	15.88/ 25.4/ 30 mm (5/8/ 1/ 1-3/16")
Bevel angle	45° L
Max Cutting Capacity	0°: 90.5 x 95 mm (3-9/16 x 3-3/4") 45°: 90.5 x 67 mm (3-9/16 x 2-5/8")
No Load Speed (RPM)	4,600
Dimensions (L x W x H)	530 x 476 x 532 mm (20-7/8 x 18-3/8 x 21")
Net weight	12.4 kg (27.3 lbs.)
Power supply cord	2.5 m (8.2 ft)



Socket wrench, Dust bag, Holder, Vertical vise, Triangular rule

LS1045

Compound Miter Saw

260 mm (10-1/4") 1,650 W Compound Miter Saw



Continuous rating Input	1,650W
Wheel Diameter	255 - 260 mm (10/ 10-1/4")
Hole Diameter	15.88/ 25.4/ 30 mm (5/8/ 1/ 1-3/16")
Bevel angle	45° L
Max Cutting Capacity	0°: 90.5 x 95 mm (3-9/16 x 3-3/4") 45°: 90.5 x 67 mm (3-9/16 x 2-5/8")
No Load Speed (RPM)	4,600
Dimensions (L x W x H)	530 x 476 x 532 mm (20-7/8 x 18-3/4 x 21")
Net weight	19.1 kg (42 lbs.)
Power supply cord	2.5 m (8.2 ft)



Carbide-tipped saw blade, Socket wrench, Dust bag, Holder set, Vise assembly, Triangular rule

LS1440

Miter Saw

355 mm (14") 1,380 W Miter Saw



Continuous rating Input	1,380W
Max Cutting Capacity	0°: 122 x 152 mm (4-13/16 x 6") 45°: 122 x 115 mm (4-13/16 x 4-1/2")
Wheel Diameter	355 mm (14")
Hole Diameter	25.254 mm (1")
No Load Speed (RPM)	3,200
Dimensions (L x W x H)	530 x 596 x 435 mm (20-7/8 x 23-1/2 x 17-1/8")
Net weight	34.2 kg (75.4 lbs.)
Power supply cord	2.5 m (8.2 ft)



Socket wrench, Vise assembly, Dust bag, Holder set

LS1030N

Miter Saw

260 mm (10-1/4") 1,650 W Miter Saw



Continuous rating Input	1,650W
Max Cutting Capacity	0°: 90.5 x 95 mm (3-9/16 x 3-3/4") 45°: 90.5 x 67 mm (3-9/16 x 2-5/8")
Wheel Diameter	255 - 260 mm (10")
Hole Diameter	15.88, 25.0, 25.4, 30.0 mm (5/8, 1, 1-3/16")
No Load Speed (RPM)	4,600
Dimensions (L x W x H)	530 x 476 x 532 mm (20-7/8 x 18-3/4 x 21")
Net weight	12.1 kg (26.7 lbs.)
Power supply cord	2.5 m (8.2 ft)



Socket wrench, Dust bag, Triangular rule

LH1201FL

Table Top Miter Saw

305 mm (12") 1,650W Table Top Miter Saw, Laser, LED Light



Continuous rating Input	1,650W
Wheel Diameter	305 mm (12")
Hole Diameter	25.4/ 30 mm (1/ 1-3/16")
Miter angle	47 / 52° L, 47, 52° R
Bevel angle	45° L
Max Cutting Capacity	0°: 95, 62 x 200, 155 mm (3-3/4, 2-7/16 x 7-7/8, 6-1/8") 45° Miter, L/R: 62 x 135 x 95 x 110 mm (3-3/4 x 4-5/16 x 2-7/16 x 5-5/16") 0°, Table saw: 52 mm (2-1/16")
No Load Speed (RPM)	3,800
Table Size (L x W)	465 x 307 mm (18-1/4 x 12-1/8")
Dimensions (L x W x H)	610 x 535 x 692 mm (24 x 21 x 27-1/4")
Net weight	20.9 kg (46.1 lbs.)
Power supply cord	2.5 m (8.2 ft)



TCT saw blade, Vertical vise, Dust bag, Rip fence, Ring, Triangular rule, Push stick, Blade cover, Socket wrench, Holder set

LH1040F

Table Top Miter Saw

260 mm (10-1/4") 1,650 W Table Top Miter Saw with LED Light



Continuous rating Input	1,650W
Wheel Diameter	255/ 260 mm (10/ 10-1/4")
Hole Diameter	15.88/ 25.4/ 30 mm (5/8/ 1/ 1-3/16")
Max Cutting Capacity	0°: 93 x 95 mm (3-5/8 x 3-3/4") 45°: 53 x 95 mm (2-1/6 x 3-3/4")
No Load Speed (RPM)	4,800
Dimensions (L x W x H)	530 x 476 x 535 mm (20-7/8 x 18-3/4 x 21")
Net weight	14.3 kg (31.5 lbs.)
Power supply cord	2.5 m (8.2 ft)



Carbide-tipped saw blade, Rip fence, Set plate, Holder, Blade cover, Push stick, Socket wrench, Triangular rule, Auxiliary plate, Dust bag

LH1040

Table Top Miter Saw

260 mm (10-1/4") 1,650 W Table Top Miter Saw



Continuous rating Input	1,650W
Wheel Diameter	255/ 260 mm (10/ 10-1/4")
Hole Diameter	15.88/ 25.4/ 30 mm (5/8/ 1/ 1-3/16")
Max Cutting Capacity	0°: 93 x 95 mm (3-5/8 x 3-3/4") 45°: 53 x 95 mm (2-1/16 x 3-3/4")
No Load Speed (RPM)	4,800
Dimensions (L x W x H)	530 x 476 x 535 mm (20-7/8 x 18-3/4 x 21")
Net weight	14.3 kg (31.5 lbs.)
Power supply cord	2.5 m (8.2 ft)



Carbide-tipped saw blade, Rip fence, Set plate, Holder, Blade cover, Push stick, Socket wrench, Triangular rule, Auxiliary plate, Dust bag

Sawing

LF1000 Flip Over Saw

260 mm (10-1/4") Flip Over Saw



Continuous rating Input	1,650W
Max Cutting Capacity	45°: 50 x 150 mm (2 x 5-7/8") 0°: 20, 68 x 155, 210 mm (13/16, 2-11/16 x 6-1/8, 8-1/4")
Wheel Diameter	260 mm (10-1/4")
Hole Diameter	30/ 25.4 mm (1-3/16/ 1")
No Load Speed (RPM)	2,700
Dimensions (L x W x H)	Miter saw: 660 x 650 x 1,220 mm (26 x 25-1/2 x 48") Table saw: 660 x 650 x 1,060 mm (26 x 25-1/2 x 41-3/4")
Net weight	36 kg (79.4 lbs.)
Power supply cord	2.5 m (8.2 ft)



Carbide-tipped saw blade, Rip fence, Miter gauge, Push stick, Top cover assy (Top blade guard), Dust cover, Dust bag, Wrench

2712 Table Saw

315 mm (12-3/8") Table Saw



Max Cutting Capacity	0°: 85 mm (3-3/8") 45°: 58 mm (2-1/4")
Wheel Diameter	315 mm (12-3/8")
Hole Diameter	30.0 mm (1-3/16")
No Load Speed (RPM)	50 Hz: 2,950 60 Hz: 3,400
Bevel capacity	0 - 45°
Dimensions (L x W x H)	1,670 x 700 x 810 mm (65-3/4 x 27-1/2 x 32")
Net weight	54 kg (118.9 lbs.)
Power supply cord	3.0 m (9.8 ft)



Carbide-tipped saw blade, Rip fence, Miter gauge, Wrenches, Push stick, Ring

2704N Table Saw

260 mm (10-1/4") 1,650 W Table Saw



Continuous rating Input	1,650W
Max Cutting Capacity	0°: 93 mm (3-5/8") 45°: 64 mm (2-1/2")
Wheel Diameter	260 mm (10-1/4")
No Load Speed (RPM)	5,200
Bevel capacity	-0.5 - 50°
Dimensions (L x W x H)	715-1,095 x 753-1,066 x 483 mm (28-1/8"-43" x 29-5/8"-42" x 19")
Net weight	35.2 - 37 kg (77.6 - 81.5 lbs.)
Power supply cord	2.5 m (8.2 ft)



TCT saw blade, Rip fence, Miter gauge, Sub table (back) (country-specific), Socket wrench, Hex wrench, Wrench, Push stick, Ring, Joint

2704 Table Saw

260 mm (10-1/4") 1,650 W Table Saw



Continuous rating Input	1,650W
Max Cutting Capacity	0°: 93 mm (3-5/8") 45°: 64 mm (2-1/2")
Wheel Diameter	260 mm (10-1/4")
No Load Speed (RPM)	4,800
Bevel capacity	-0.5 - 45.5°
Dimensions (L x W x H)	665 x 766 x 344 mm (26-1/4 x 30-1/4 x 13-1/2")
Net weight	35.6 - 37.3 kg (78.5 - 82.3 lbs.)
Power supply cord	2.5 m (8.2 ft)



Carbide-tipped saw blade, Rip fence, Miter gauge, Wrenches, Push stick, Ring

MLT100N Table Saw

260 mm (10-1/4") 1,500 W Table Saw



Continuous rating Input	1,500W
Max Cutting Capacity	0°: 93 mm (3-5/8") / 45°: 64 mm (2-1/2")
Wheel Diameter	260 mm (10-1/4")
Hole Diameter	25.4/ 30 mm (1-1/16- 1")
No Load Speed (RPM)	4,300
Bevel capacity	0 - 45°
Max cutting width	on the right side of blade: 630 mm (24-3/4")
Distance from blade to the left end of table	530 mm (20-7/8")
Table Size (L x W)	Main table: 620 x 610 mm (24-3/8 x 24") Sub table (right extension): 620 x 150 mm (24-3/8 x 5-7/8") Sub table (rear extension): 610 x 70 mm (24 x 2-3/4") Sub table (left extension): 620 x 200 mm (24-3/8 x 7-7/8")
Net weight	34.8 - 35.1 kg (76.7 - 77.4 lbs.)
Power supply cord	2.5 m (8.2 ft)



TCT saw blade, Rip fence, Miter gauge, Push stick, Wrenches, Hex wrench, Triangular rule, Joint

2703 Table Saw

255 mm (10") 1,650 W Table Saw



Continuous rating Input	1,650W
Max Cutting Capacity	0°: 91 mm (3-9/16") 45°: 63 mm (2-1/2")
Wheel Diameter	255 mm (10")
No Load Speed (RPM)	4,600
Dimensions (L x W x H)	560 x 686 x 308 mm (22 x 27 x 12-1/8")
Net weight	17.8 - 18.9 kg (39.2 - 41.7 lbs.)
Power supply cord	2.5 m (8.2 ft)



Carbide-tipped saw blade, Rip fence, Miter gauge, Offset wrench, Wrench, Holder cap opener

HS011G Cordless Circular Saw

40V max

40Vmax XGT BL AWS Cordless 260 mm (10-1/4") / 270 mm (10-5/8") Magnesium Circular Saw, Electric Brake, Soft Start, Twin LED Light



Wheel Diameter	260 - 270 mm (10-1/4 - 10-5/8")
Hole Diameter	15.88 / 25 / 25.4 / 30 mm (5/8 / 1")
Max Cutting Capacity	0°: 97 - 101 mm (3-13/16 - 4") 45°: 68 - 71 mm (2-11/16 - 2-13/16") 60°: 48 - 51 mm (1-7/8 - 2")
No Load Speed (RPM)	3,500
Dimensions (L x W x H)	w/ BL4020 / BL4025 / BL4040 / BL4050F or w/ BL4080F: 453 x 214 x 336 mm (17-7/8 x 8-3/8 x 13-1/4")
Net weight	5.5 - 6.7 kg (12.1 - 14.8 lbs.)



TCT saw blade, Sub base, Hex wrench, Battery, Charger

RS002G Cordless Rear Handle Saw

40V max

40Vmax XGT BL AWS Cordless 260 mm (10-1/4") Magnesium Rear Handle Saw, Electric Brake, Soft Start



Hole Diameter	15.88/ 25/ 25.4/ 30 mm (5/8/ 1/ 1/ 1-3/16")
Max Cutting Capacity	0°: 95 mm (3-3/4") 45°: 70 mm (2-3/4") 56°: 54.5 mm (2-1/8")
No Load Speed (RPM)	4,000
Dimensions (L x W x H)	489 x 193 x 309 mm (19-1/4 x 7-5/8 x 12-1/8")
Net weight	5.7 - 6.3 kg (12.6 - 13.9 lbs.)



TCT saw blade, Grip, Offset wrench, Battery, Charger

Sawing

HS010G

Cordless Circular Saw

40V max

40Vmax XGT BL AWS Cordless 235 mm (9-1/4") Circular Saw, Electric Brake, Soft Start, Twin LED Light



Wheel Diameter	235 mm (9-1/4")
Hole Diameter	25.4 mm (1")
Max Cutting Capacity	0°: 85 mm (3-3/8") 45°: 61 mm (2-3/8") 60°: 41 mm (1-5/8")
No Load Speed (RPM)	4,000
Dimensions (L x W x H)	430 x 224 x 316 mm (17 x 8-7/8 x 12-1/2")
Net weight	5.5 - 6.1 kg (12.1 - 13.4 lbs.)

XGT BL AWS ADT XPT



TCT saw blade, Guide rule, Hex wrench, Battery, Charger

HS009G

Cordless Circular Saw

40V max

40Vmax XGT BL AWS Cordless 235 mm (9-1/4") Magnesium Circular Saw, Electric Brake, Soft Start, Twin LED Light



Wheel Diameter	235 mm (9-1/4")
Hole Diameter	15.88 / 25.4 mm (5/8 / 1")
Max Cutting Capacity	0°: 85 mm (3-3/8") 45°: 61 mm (2-3/8") 60°: 44 mm (1-3/4")
No Load Speed (RPM)	4,000
Dimensions (L x W x H)	413 x 196 x 316 mm (16-1/4 x 7-3/4 x 12-1/2")
Net weight	5.1 - 5.7 kg (11.2 - 12.6 lbs.)

XGT BL AWS ADT XPT



TCT saw blade, Sub base, Hex wrench, Battery, Charger

HS003G

Cordless Circular Saw

40V max

40Vmax XGT BL AWS ADT Cordless 190/185 mm (7-1/2" / 7-1/4") Magnesium Circular Saw, Electric Brake, Soft Start, Twin LED Light



Wheel Diameter	185 - 190 mm (7-1/4 - 7-1/2")
Hole Diameter	15.88 / 19 / 20 / 30 mm (5/8 / 3/4 / 13/16 / 1-3/16")
Max Cutting Capacity	0°: 68.5 / 66 mm (2-11/16 / 2-5/8") 45°: 47.5 / 45.5 mm (1-7/8 / 1-13/16") 56°: 35.5 / 34 mm (1-3/8 / 1-5/16")
No Load Speed (RPM)	6,000
Dimensions (L x W x H)	w/ BL4020 / BL4025: 316 x 200 x 290 mm (12-1/2 x 7-7/8 x 11-3/8") w/ BL4040: 331 x 200 x 290 mm (13 x 7-7/8 x 11-3/8")
Net weight	4.1 - 4.4 kg (9.0 - 9.7 lbs.)

XGT BL AWS ADT XPT



TCT saw blade, Dust nozzle, Hex wrench, Battery, Charger

RS001G

Cordless Rear Handle Saw

40V max

40Vmax XGT BL ADT Cordless 185 mm (7-1/4") Magnesium Rear Handle Saw, Electric Brake, Soft Start



Hole Diameter	15.88 / 19 / 20 / 30 mm (5/8 / 3/4 / 13/16 / 1-3/16")
Max Cutting Capacity	0°: 65 mm (2-9/16") 45°: 45 mm (1-3/4") 53°: 38 mm (1-1/2")
No Load Speed (RPM)	6,400
Dimensions (L x W x H)	446 x 196 x 270 mm (17-1/2 x 7-3/4 x 10-5/8")
Net weight	5.0 - 5.6 kg (11.0 - 12.3 lbs.)

XGT BL ADT XPT



TCT saw blade, Offset wrench, Guide rule (country-specific), Battery, Charger

HS004G

Cordless Circular Saw

40V max

40Vmax XGT BL AWS ADT Cordless 190/185 mm (7-1/2" / 7-1/4") Magnesium Circular Saw, Electric Brake, Soft Start, Twin LED Light



Wheel Diameter	185 - 190 mm (7-1/4 - 7-1/2")
Hole Diameter	15.88 / 19 / 20 / 30 mm (5/8 / 3/4 / 13/16 / 1-3/16")
Max Cutting Capacity	0°: 62.5 / 60 mm (2-7/16 / 2-3/8") 45°: 44.5 / 43 mm (1-3/4 / 1-11/16") 48°: 42 / 41 mm (1-5/8 / 1-5/8")
No Load Speed (RPM)	6,000
Dimensions (L x W x H)	w/ BL4020 / BL4025: 322 x 210 x 290 mm (12-5/8 x 8-1/4 x 11-3/8") w/ BL4040: 337 x 210 x 290 mm (13-1/4 x 8-1/4 x 11-3/8")
Net weight	4.4 - 4.7 kg (9.7 - 10.4 lbs.)

XGT BL AWS ADT XPT



TCT saw blade, Dust nozzle, Hex wrench, Guide rule, Battery, Charger

HS012G

Cordless Circular Saw

40V max

40Vmax XGT BL AWS Cordless 165 mm (6-1/2") Magnesium Circular Saw, Electric Brake, Soft Start, Twin LED Light



Wheel Diameter	165 mm (6-1/2")
Hole Diameter	20 mm (13/16")
Max Cutting Capacity	0°: 57 mm (2-1/4") 45°: 41 mm (1-5/8")
No Load Speed (RPM)	5,200
Dimensions (L x W x H)	w/ BL4020 / BL4025: 352 x 157 x 246 mm (13-7/8 x 6-3/16 x 9-11/16") w/ BL4040: 359 x 157 x 246 mm (14-9/64 x 6-3/16 x 9-11/16") w/ BL4080F: 406 x 157 x 246 mm (15-63/64 x 6-3/16 x 9-11/16")
Net weight	3.2 - 4.4 kg (7.1 - 9.7 lbs.)

XGT BL AWS ADT XPT



TCT saw blade, Guide rule, Dust nozzle, Hex wrench, Battery, Charger

DHS900

Cordless Circular Saw

18V x2

18V X2 (36V) LXT BL AWS ADT Cordless 235 mm (9-1/4") Magnesium Circular Saw, Electric Brake, Soft Start, Twin LED Light



Wheel Diameter	235 mm (9-1/4")
Hole Diameter	15.88 / 25 / 25.4 / 30 mm (5/8 / 1 / 1-3/16")
Max Cutting Capacity	0°: 85 mm (3-3/8") 45°: 61 mm (2-3/8") 60°: 44 mm (1-3/4")
No Load Speed (RPM)	4,500
Dimensions (L x W x H)	413 x 196 x 316 mm (16-1/4 x 7-3/4 x 12-1/2")
Net weight	5.3 - 6.0 kg (11.7 - 13.2 lbs.)

LXT BL AWS ADT XPT



Wireless unit (country-specific), TCT saw blade, Sub base, Hex wrench, Battery, Charger

DHS901

Cordless Circular Saw

18V x2

18V X2 (36V) LXT BL AWS ADT Cordless 235 mm (9-1/4") Magnesium Circular Saw, Electric Brake, Soft Start, Twin LED Light



Wheel Diameter	235 mm (9-1/4")
Hole Diameter	15.88 / 25 / 25.4 / 30 mm (5/8 / 1 / 1-3/16")
Max Cutting Capacity	0°: 85 mm (3-3/8") 45°: 61 mm (2-3/8") 60°: 41 mm (1-5/8")
No Load Speed (RPM)	4,500
Dimensions (L x W x H)	430 x 224 x 316 mm (17 x 8-7/8 x 12-1/2")
Net weight	5.8 - 6.4 kg (12.8 - 14.1 lbs.)

LXT BL AWS ADT XPT



Wireless unit (country-specific), TCT saw blade, Guide rule, Hex wrench, Battery, Charger

DHS783

Cordless Circular Saw

18V x2

18V X2 (36V) LXT BL AWS ADT Cordless 190/185 mm (7-1/2" / 7-1/4") Magnesium Circular Saw, Electric Brake, Soft Start, Dual LED Light



Wheel Diameter	185/ 190 mm (7-1/2"/ 7-1/4")
Hole Diameter	15.88 / 19 / 20 / 20.6 / 25.4 / 30 mm (5/8 / 3/4 / 13/16 / 1 / 1-3/16")
Max Cutting Capacity	0°: 62.5 / 60 mm (2-7/16 / 2-3/8") 45°: 44.5 / 43 mm (1-3/4 / 1-11/16") 48°: 42 / 41 mm (1-5/8 / 1-5/8")
No Load Speed (RPM)	6,000
Dimensions (L x W x H)	348 x 210 x 290 mm (13-3/4 x 8-1/4 x 11-3/8")
Net weight	4.5 - 5.1 kg (9.9 - 11.3 lbs.)

LXT BL AWS ADT XPT



Wireless unit (country-specific), TCT saw blade, Dust nozzle, Hex wrench, Guide rule, Hook, Battery, Charger

DHS781

Cordless Circular Saw

18V x2

18V X2 (36V) LXT BL AWS ADT Cordless 190/185 mm (7-1/2" / 7-1/4") Magnesium Circular Saw, Electric Brake, Soft Start, Dual LED Light



Wheel Diameter	185/ 190 mm (7-1/2"/ 7-1/4")
Hole Diameter	15.88 / 19 / 20 / 20.6 / 30 mm (5/8 / 13/16 / 13/16 / 1-3/16")
Max Cutting Capacity	0°: 68.5 / 66 mm (2-11/16 / 2-5/8") 45°: 47.5 / 45.5 mm (1-7/8 / 1-13/16") 56°: 35.5 / 34 mm (1-3/8 / 1-5/16")
No Load Speed (RPM)	6,000
Dimensions (L x W x H)	342 x 200 x 290 mm (13-1/2 x 7-7/8 x 11-3/8")
Net weight	4.2 - 4.8 kg (9.3 - 10.7 lbs.)

LXT BL AWS ADT XPT



TCT saw blade, Dust nozzle, Hex wrench, Battery, Charger

DHS710

Cordless Circular Saw

18V x2

18V X2 (36V) LXT Li-Ion Cordless 190 / 185 mm (7-1/2" / 7-1/4") Circular Saw, Electric Brake, Soft Start



Wheel Diameter	185/ 190 mm (7-1/2"/ 7-1/4")
Hole Diameter	15.88 / 19 / 20 / 25.4 mm (5/8 / 3/4 / 13/16 / 1")
Max Cutting Capacity	0°: 68.5 / 66 mm (2-11/16 / 2-5/8") 45°: 49 / 47.5 mm (1-15/16 / 1-7/8") 50°: 44 / 42.5 mm (1-3/4 / 1-11/16")
No Load Speed (RPM)	4,800
Dimensions (L x W x H)	356 x 217 x 298 mm (14 x 8-1/2 x 11-3/4")
Net weight	3.9 - 4.6 kg (8.6 - 10.1 lbs.)

LXT



TCT saw blade, Rip fence (Guide rule), Hex wrench, Dust nozzle (country-specific), Battery, Charger

DHS782

Cordless Circular Saw

18V x2

18V X2 (36V) LXT BL ADT Cordless 190/185 mm (7-1/2" / 7-1/4") Magnesium Circular Saw, Electric Brake, Soft Start, Dual LED Light



Wheel Diameter	185/ 190 mm (7-1/2"/ 7-1/4")
Hole Diameter	15.88 / 19 / 20 / 20.6 / 30 mm (5/8 / 3/4 / 13/16 / 1-3/16")
Max Cutting Capacity	0°: 62.5 / 60 mm (2-7/16 / 2-3/8") 45°: 44.5 / 43 mm (1-3/4 / 1-11/16") 48°: 42 / 41 mm (1-5/8 / 1-5/8")
No Load Speed (RPM)	6,000
Dimensions (L x W x H)	348 x 210 x 290 mm (13-3/4 x 8-1/4 x 11-3/8")
Net weight	4.5 - 5.1 kg (9.9 - 11.3 lbs.)

LXT BL ADT XPT



TCT saw blade, Dust nozzle, Hex wrench, Guide rule, Hook, Battery, Charger

DHS780

Cordless Circular Saw

18V x2

18V X2 (36V) LXT BL ADT Cordless 190/185 mm (7-1/2" / 7-1/4") Magnesium Circular Saw, Electric Brake, Soft Start, Dual LED Light



Wheel Diameter	185/ 190 mm (7-1/2"/ 7-1/4")
Hole Diameter	15.88 / 19 / 20 / 25.4 / 30 mm (5/8 / 13/16 / 13/16 / 1 / 1-3/16")
Max Cutting Capacity	0°: 68.5 / 66 mm (2-11/16 / 2-5/8") 45°: 47.5 / 45.5 mm (1-7/8 / 1-13/16") 56°: 35.5 / 34 mm (1-3/8 / 1-5/16")
No Load Speed (RPM)	6,000
Dimensions (L x W x H)	342 x 200 x 290 mm (13-1/2 x 7-7/8 x 11-3/8")
Net weight	4.2 - 4.8 kg (9.3 - 10.7 lbs.)

LXT BL ADT XPT



TCT saw blade, Dust nozzle, Hex wrench, Battery, Charger

DHS711

Cordless Circular Saw

18V x2

18V X2 (36V) LXT Li-Ion Cordless 190 / 185 mm (7-1/2" / 7-1/4") Circular Saw, Electric Brake, Soft Start



Wheel Diameter	185 mm (7-1/4")
Hole Diameter	15.88 mm (5/8")
Max Cutting Capacity	0°: 68.5 / 66 mm (2-11/16 / 2-5/8") 45°: 49 / 47.5 mm (1-15/16 / 1-7/8") 50°: 44 / 42.5 mm (1-3/4 / 1-11/16")
No Load Speed (RPM)	4,800
Dimensions (L x W x H)	356 x 217 x 298 mm (14 x 8-1/2 x 11-3/4")
Net weight	3.8 - 4.5 kg (8.4 - 9.9 lbs.)

LXT



TCT saw blade, Rip fence (Guide rule), Hex wrench, Dust nozzle (country-specific), Battery, Charger

DRS780

Cordless Rear Handle Saw

18V x2

18V X2 (36V) LXT BL ADT Cordless 185 mm (7-1/4") Magnesium Rear Handle Saw, Electric Brake, Soft Start



Wheel Diameter	185 mm (7-1/4")
Hole Diameter	15.88 / 19 / 20 / 20.6 / 30 mm (5/8 / 3/4 / 13/16 / 1-13/16")
Max Cutting Capacity	0°: 65 mm (2-9/16") 45°: 45 mm (1-3/4") 53°: 38 mm (1-1/2")
No Load Speed (RPM)	5,100
Dimensions (L x W x H)	446 x 196 x 270 mm (17-1/2 x 7-3/4 x 10-5/8")
Net weight	5 - 5.6 kg (11.1 - 12.4 lbs.)

LXT BL ADT XPT



TCT saw blade, Offset wrench, Battery, Charger

DHS661

Cordless Circular Saw

18V

18V LXT BL AWS ADT Cordless 165 mm (6-1/2") Circular Saw, Electric Brake, Soft Start, Dual LED Lights



Wheel Diameter	165 mm (6-1/2")
Hole Diameter	15.88 / 19 / 20 / 25.4 / 30 mm (5/8 / 3/4 / 13/16 / 1 / 1-3/16")
Max Cutting Capacity	0°: 57 mm (2-1/4") 45°: 41 mm (1-5/8") 50°: 37 mm (1-7/16")
No Load Speed (RPM)	5,000
Dimensions (L x W x H)	270 x 186 x 250 mm (10-5/8 x 7-3/8 x 9-7/8")
Net weight	2.9 - 3.2 kg (6.4 - 7.1 lbs.)

LXT BL AWS ADT XPT



TCT saw blade, Hex wrench, Rip fence (Guide rule), Dust nozzle (country-specific), Battery, Charger

Sawing

DHS660

Cordless Circular Saw

18V

18V LXT BL ADT Cordless 165 mm (6-1/2") Circular Saw, Electric Brake, Soft Start, Dual LED Lights



Wheel Diameter	165 mm (6-1/2")
Hole Diameter	15.88 / 19 / 20 / 30 mm (5/8 / 3/4 / 13/16 / 1-3/16")
Max Cutting Capacity	0°: 57 mm (2-1/4") 45°: 41 mm (1-5/8") 50°: 37 mm (1-7/16")
No Load Speed (RPM)	5,000
Dimensions (L x W x H)	270 x 186 x 250 mm (10-5/8 x 7-3/8 x 9-7/8")
Net weight	2.9 - 3.2 kg (6.3 - 7.0 lbs.)

LXT BL ADT XPT



TCT saw blade, Hex wrench, Rip fence (Guide rule), Dust nozzle (country-specific), Battery, Charger

DHS680

Cordless Circular Saw

18V

18V LXT BL ADT Cordless 165 mm (6-1/2") Circular Saw, Electric Brake, Soft Start, Dual LED Lights



Wheel Diameter	165 mm (6-1/2")
Hole Diameter	15.88 / 20 / 25.4 / 30 mm (5/8 / 13/16 / 1 / 1-3/16")
Max Cutting Capacity	0°: 57 mm (2-1/4") 45°: 41 mm (1-5/8") 50°: 37 mm (1-7/16")
No Load Speed (RPM)	5,000
Dimensions (L x W x H)	350 x 170 x 238 mm (13-3/4 x 6-11/16 x 9-3/8")
Net weight	3 - 3.3 kg (6.6 - 7.3 lbs.)

LXT BL ADT



Charger, Battery, TCT saw blade, Hex wrench, Rip fence (Guide rule), Dust nozzle

DHS630

Cordless Circular Saw

18V

18V LXT Li-Ion Cordless 165 mm (6-1/2") Circular Saw, Electric Brake, Dual LED Light



Wheel Diameter	165 mm (6-1/2")
Hole Diameter	20 mm (13/16")
Max Cutting Capacity	0°: 66 mm (2-5/8") 45°: 46 mm (1-13/16")
No Load Speed (RPM)	3,100
Dimensions (L x W x H)	346 x 220 x 247 mm (13-5/8 x 8-5/8 x 9-3/4")
Net weight	3 - 3.4 kg (6.6 - 7.5 lbs.)

LXT



Charger, Battery, TCT saw blade, Hex wrench, Rip fence (Guide rule), Dust nozzle (country-specific)

DSS610

Cordless Circular Saw

18V

18V LXT Li-Ion Cordless 165 mm (6-1/2") Circular Saw, Electric Brake, LED Light



Wheel Diameter	165 mm (6-1/2")
Hole Diameter	15.88 / 20 mm (5/8 / 13/16")
Max Cutting Capacity	0°: 0 - 57 mm (0 - 2-1/4") 45°: 0 - 40 mm (0 - 1-9/16") 50°: 0 - 36 mm (0 - 1-7/16")
No Load Speed (RPM)	3,700
Dimensions (L x W x H)	347 x 202 x 228 mm (13-5/8 x 8 x 9")
Net weight	3 - 3.4 kg (6.7 - 7.5 lbs.)

LXT



Charger, Battery, Carbide-tipped saw blade, Rip fence (Guide rule), Hex wrench

DSS611

Cordless Circular Saw

18V

18V LXT Li-Ion Cordless 165 mm (6-1/2") Circular Saw



Wheel Diameter	165 mm (6-1/2")
Hole Diameter	15.88 / 20 / 25.4 / 30 mm (5/8 / 13/16 / 1 / 1-3/16")
Max Cutting Capacity	0°: 57 mm (2-1/4") 45°: 40 mm (1-9/16") 50°: 36 mm (1-7/16")
No Load Speed (RPM)	3,700
Dimensions (L x W x H)	347 x 202 x 228 mm (13-5/8 x 8 x 9")
Net weight	2.9 - 3.2 kg (6.4 - 7.1 lbs.)

LXT



Charger, Battery, Carbide-tipped saw blade, Rip fence (Guide rule), Hex wrench

DSS501

Cordless Circular Saw

18V

18V LXT Li-Ion Cordless 136 mm (5-3/8") Circular Saw, Electric Brake, Dual LED Lights



Wheel Diameter	136 mm (5-3/8")
Hole Diameter	15.88 / 20 mm (5/8 / 13/16")
Max Cutting Capacity	0°: 51 mm (2") 45°: 35 mm (1-3/8")
No Load Speed (RPM)	3,600
Dimensions (L x W x H)	364 x 183 x 201 mm (14-3/8 x 7-1/4 x 7-7/8")
Net weight	2.4 - 2.7 kg (5.3 - 6 lbs.)

LXT



Charger, Battery, Carbide-tipped saw blade, Hex wrench, Rip fence (Guide rule)

HS301D

Cordless Circular Saw

12V max

12V max CXT Li-Ion Cordless 85 mm (3-3/8") Circular Saw



Wheel Diameter	85 mm (3-3/8")
Hole Diameter	15 / 20 mm (9/16 / 13/16")
Max Cutting Capacity	0°: 25.5 mm (1") 45°: 16.5 mm (5/8")
No Load Speed (RPM)	1,500
Dimensions (L x W x H)	313 x 170 x 155 mm (12-3/8 x 6-11/16 x 6-1/8")
Net weight	1.6 - 1.7 kg (3.5 - 3.8 lbs.)

CXT



Dust nozzle (country-specific), TCT saw blade, Hex wrench, Battery, Charger

HS300D

Cordless Circular Saw

10.8V

10.8V (12V max) Li-Ion Cordless 85 mm (3-3/8") Circular Saw



Wheel Diameter	85 mm (3-3/8")
Hole Diameter	15 / 20 mm (9/16 / 13/16")
Max Cutting Capacity	0°: 25.5 mm (1") 45°: 16.5 mm (5/8")
No Load Speed (RPM)	1,400
Dimensions (L x W x H)	300 x 170 x 154 mm (11-3/4 x 6-11/16 x 6-1/16")
Net weight	1.5 kg (3.4 lbs.)



Dust nozzle (country-specific), TCT saw blade, Hex wrench, Battery, Charger

Sawing

5005BA

Circular Saw

140 mm (5-1/2") 860 W Circular Saw with Electric Brake



Continuous rating Input	860W
Wheel Diameter	140 mm (5-1/2")
Hole Diameter	15.88 mm (5/8")
Max Cutting Capacity	0°: 45 mm (1-3/4") 45°: 31 mm (1-3/16")
No Load Speed (RPM)	8,000
Overall length	249 mm (9-13/16")
Net weight	3 kg (6.5 lbs.)
Power supply cord	2.5 m (8.2 ft)



Combination saw blade, Socket wrench, Rip fence (Guide rule)

HS6101

Circular Saw

165 mm (6-1/2") 1,100 W Circular Saw, Electric Brake, Dual LED Lights



Continuous rating Input	1,100W
Wheel Diameter	165 mm (6-1/2")
Hole Diameter	20/30 mm (13/16/ 1-3/16")
Max Cutting Capacity	0°: 54.5 mm (2-1/8") 45°: 39.5 mm (1-9/16") 50°: 35.5 mm (1-3/8")
No Load Speed (RPM)	5,500
Dimensions (L x W x H)	297 x 246 x 246 mm (11-3/4 x 9-11/16 x 9-11/16")
Net weight	3.5 kg (7.7 lbs.)
Power supply cord	2.5 m (8.2 ft)



Carbide-tipped saw blade, Hex wrench, Rip fence (Guide rule), Joint

HS6100

Circular Saw

165 mm (6-1/2") 1,100 W Circular Saw



Continuous rating Input	1,100W
Wheel Diameter	165 mm (6-1/2")
Hole Diameter	20/30 mm (13/16/ 1-3/16")
Max Cutting Capacity	0°: 54.5 mm (2-1/8") 45°: 39.5 mm (1-9/16") 50°: 35.5 mm (1-3/8")
No Load Speed (RPM)	5,500
Dimensions (L x W x H)	297 x 246 x 246 mm (11-3/4 x 9-11/16 x 9-11/16")
Net weight	3.5 kg (7.7 lbs.)
Power supply cord	2.5 m (8.2 ft)



Carbide-tipped saw blade, Hex wrench, Rip fence (Guide rule), Dust nozzle

HS6601

Circular Saw

165 mm (6-1/2") 1,050 W Circular Saw



Continuous rating Input	1,050W
Wheel Diameter	165 mm (6-1/2")
Hole Diameter	20/30 mm (13/16/ 1-3/16")
Max Cutting Capacity	0°: 54.5 mm (2-1/8") 45°: 37.5 mm (1-1/2")
No Load Speed (RPM)	5,200
Dimensions (L x W x H)	296 x 232 x 243 mm (11-5/8 x 9-1/8 x 9-9/16")
Net weight	3.4 kg (7.6 lbs.)
Power supply cord	2.5 m (8.2 ft)



Dust nozzle, Rip fence (Guide rule), TCT saw blade, Hex wrench

HS6600

Circular Saw

165 mm (6-1/2") 1,050 W Circular Saw



Continuous rating Input	1,050W
Wheel Diameter	165 mm (6-1/2")
Hole Diameter	15.88/ 20/ 25.4/ 30 mm (5/8/ 13/16/ 1/ 1-3/16")
Max Cutting Capacity	0°: 54.5 mm (2-1/8") 45°: 37.5 mm (1-1/2")
No Load Speed (RPM)	5,200
Dimensions (L x W x H)	296 x 230 x 243 mm (11-5/8 x 9 x 9-9/16")
Net weight	3.5 kg (7.6 lbs.)
Power supply cord	2.5 m (8.2 ft)



Rip fence (Guide rule), TCT saw blade, Hex wrench

5800NB

Circular Saw

180 mm (7-1/8") 900 W Circular Saw



Continuous rating Input	900W
Wheel Diameter	180 mm (7-1/8")
Hole Diameter	19.05/ 20 mm (3/4/ 13/16")
Max Cutting Capacity	0°: 64 mm (2-1/2") 45°: 43 mm (1-11/16")
No Load Speed (RPM)	4,500
Overall length	272 mm (10-3/4")
Net weight	3.5 kg (7.7 lbs.)
Power supply cord	5.0 m (16.4 ft)



Saw blade, Socket wrench, Rip fence (Guide rule)

5007MGA

Circular Saw

185 mm (7-1/4") 1,800 W Magnesium Circular Saw, Electric Brake, Dual LED Lights



Continuous rating Input	1,800W
Max Cutting Capacity	0°: 63.5 mm (2-1/2") 45°: 45 mm (1-3/4") 56°: 35 mm (1-3/8")
No Load Speed (RPM)	5,800
Dimensions (L x W x H)	317 x 240 x 265 mm (12-1/2 x 9-1/2 x 10-3/8")
Net weight	4.6 kg (10.1 lbs.)
Power supply cord	2.5 m (8.2 ft)



Carbide-tipped saw blade, Hex wrench, Rip fence (Guide rule)

5007MG

Circular Saw

185 mm (7-1/4") 1,800 W Magnesium Circular Saw with Dual LED Lights



Continuous rating Input	1,800W
Wheel Diameter	185 mm (7-1/4")
Hole Diameter	15.88/ 20/ 30 mm (5/8/ 13/16/ 1-3/16")
Max Cutting Capacity	0°: 63.5 mm (2-1/2") 45°: 45 mm (1-3/4") 56°: 35 mm (1-3/8")
No Load Speed (RPM)	5,800
Dimensions (L x W x H)	317 x 240 x 265 mm (12-1/2 x 9-1/2 x 10-3/8")
Net weight	4.6 kg (10.1 lbs.)
Power supply cord	2.5 m (8.2 ft)



Carbide-tipped saw blade, Hex wrench, Rip fence (Guide rule)

Sawing

5007NF

Circular Saw

185 mm (7-1/4") 1,800 W Circular Saw with Dual LED Lights



Continuous rating Input	1,800W
Wheel Diameter	185 mm (7-1/4")
Hole Diameter	15.88/ 20/ 30 mm (5/8/ 13/16/ 1-3/16")
Max Cutting Capacity	0°: 63.5 mm (2-1/2")
	45°: 45 mm (1-3/4")
	50°: 35 mm (1-3/8")
No Load Speed (RPM)	5,800
Dimensions (L x W x H)	317 x 240 x 265 mm
	(12-1/2 x 9-1/2 x 10-3/8")
Net weight	5 kg (11 lbs.)
Power supply cord	2.5 m (8.2 ft)



Carbide-tipped saw blade, Hex wrench, Rip fence (Guide rule)

5007N

Circular Saw

185 mm (7-1/4") 1,800 W Circular Saw



Continuous rating Input	1,800W
Wheel Diameter	185 mm (7-1/4")
Hole Diameter	15.88/ 20/ 30 mm (5/8/ 13/16/ 1-3/16")
Max Cutting Capacity	0°: 63.5 mm (2-1/2")
	45°: 45 mm (1-3/4")
	50°: 35 mm (1-3/8")
No Load Speed (RPM)	5,800
Dimensions (L x W x H)	317 x 240 x 265 mm
	(12-1/2 x 9-1/2 x 10-3/8")
Net weight	5 kg (11 lbs.)
Power supply cord	2.5 m (8.2 ft)



Carbide-tipped saw blade, Hex wrench, Rip fence (Guide rule)

HS7611

Circular Saw

185 mm (7-1/4") / 190 mm (7-1/2") 1,600 W Circular Saw



Continuous rating Input	1,600W
Wheel Diameter	185/ 190 mm (7-1/4/ 7-1/2")
Hole Diameter	15.88/ 20/ 30 mm (5/8/ 13/16/ 1-3/16")
Max Cutting Capacity	0°: 63/ 65 mm (2-1/2/ 2-9/16")
	45°: 44/ 45 mm (1-3/4/ 1-3/4")
No Load Speed (RPM)	5,500
Dimensions (L x W x H)	311 x 240 x 261 mm
	(12-1/4 x 9-1/2 x 10-1/4")
Net weight	3.9 kg (8.7 lbs.)
Power supply cord	2.5 m (8.2 ft)



TCT saw blade, Rip fence (Guide rule), Hex wrench, Dust nozzle (country-specific)

HS7610

Circular Saw

185 mm (7-1/4") / 190 mm (7-1/2") 1,600 W Circular Saw



Continuous rating Input	1,600W
Wheel Diameter	185/ 190 mm (7-1/4/ 7-1/2")
Hole Diameter	15.88/ 19/ 20/ 25.4/ 30 mm
	(5/8/ 3/4/ 13/16/ 1/ 1-3/16")
Max Cutting Capacity	0°: 63/ 65 mm (2-1/2/ 2-9/16")
	45°: 44/ 45 mm (1-3/4/ 1-3/4")
No Load Speed (RPM)	5,500
Dimensions (L x W x H)	311 x 242 x 261 mm
	(12-1/4 x 9-1/2 x 10-1/4")
Net weight	3.9 kg (8.7 lbs.)
Power supply cord	2.5 m (8.2 ft)



TCT saw blade, Rip fence (Guide rule), Hex wrench, Dust nozzle (country-specific)

HS7010

Circular Saw

185 mm (7-1/4") / 190 mm (7-1/2") 1,600 W Circular Saw



Continuous rating Input	1,600W
Wheel Diameter	185 - 190 mm (7-1/4 - 7-1/2")
Hole Diameter	15.88/ 19/ 20.6 mm (5/8/ 13/16/ 1-3/16")
Max Cutting Capacity	0°: 65/ 67 mm (2-9/16/ 2-5/8")
	45°: 44/ 45 mm (1-3/4/ 1-3/4")
No Load Speed (RPM)	5,500
Dimensions (L x W x H)	300 x 240 x 261 mm
	(11-3/4 x 9-1/2 x 10-1/4")
Net weight	4 kg (8.9 lbs.)
Power supply cord	2.5 m (8.2 ft)



TCT saw blade, Rip fence (Guide rule), Hex wrench, Dust nozzle (country-specific)

5007NB

Circular Saw

185 mm (7-1/4") 1,400 W Circular Saw



Continuous rating Input	1,400W
Wheel Diameter	185 mm (7-1/4")
Hole Diameter	15.88/ 20 mm (5/8/ 13/16")
Max Cutting Capacity	0°: 60 mm (2-3/8")
	45°: 46 mm (1-3/4")
No Load Speed (RPM)	5,800
Overall length	295 mm (11-5/8")
Net weight	4.8 kg (10.5 lbs.)
Power supply cord	2.5 m (8.2 ft)



Carbide-tipped saw blade, Wrench, Rip fence (Guide rule)

5377MG

Hypoid Saw

185 mm (7-1/4") Magnesium Hypoid Saw



Wheel Diameter	185 mm (7-1/4")
Hole Diameter	15.88/ 19/ 20.6 mm (5/8/ 3/4/ 13/16")
Max Cutting Capacity	0°: 60 mm (2-3/8")
	45°: 44 mm (1-3/4")
	50°: 40 mm (1-9/16")
No Load Speed (RPM)	4,500
Dimensions (L x W x H)	450 x 183 x 254 mm (17-3/4 x 7-1/4 x 10")
Net weight	6 kg (13.1 lbs.)
Power supply cord	3.0 m (9.8 ft)



Carbide-tipped saw blade, Hex wrench

5477NB

Hypoid Saw

185 mm (7-1/4") Hypoid Saw



Wheel Diameter	185 mm (7-1/4")
Hole Diameter	15.88/ 20.6 mm (5/8/ 13/16")
Max Cutting Capacity	0°: 60 mm (2-3/8")
	45°: 44 mm (1-3/4")
	50°: 40 mm (1-9/16")
No Load Speed (RPM)	4,500
Dimensions (L x W x H)	442 x 183 x 254 mm (17-3/8 x 7-1/4 x 10")
Net weight	6.3 kg (13.9 lbs.)
Power supply cord	3.0 m (9.8 ft)



Carbide-tipped saw blade, Hex wrench

Sawing

HS7000 Circular Saw

185 mm (7-1/4") 1,200 W Circular Saw



Continuous rating Input	1,200W
Wheel Diameter	185 mm (7-1/4")
Hole Diameter	20/ 30 mm (13/16/ 1-3/16")
Max Cutting Capacity	0°: 65 mm (2-9/16")
	45°: 43 mm (1-11/16")
No Load Speed (RPM)	5,200
Dimensions (L x W x H)	298 x 230 x 255 mm (11-11/16 x 9-1/16 x 10")
Net weight	3.8 kg (8.4 lbs.)
Power supply cord	2.5 m (8.2 ft)



TCT saw blade, Rip fence (Guide rule), Hex wrench

HS7600 Circular Saw

185 mm (7-1/4") 1,200 W Circular Saw



Continuous rating Input	1,200W
Wheel Diameter	185 mm (7-1/4")
Hole Diameter	15.88/ 19/ 20/ 25.4/ 30 mm (5/8/ 3/4/ 13/16/ 1/ 1-3/16")
Max Cutting Capacity	0°: 64 mm (2-1/2")
	45°: 42 mm (1-5/8")
No Load Speed (RPM)	5,200
Dimensions (L x W x H)	309 x 234 x 255 mm (12-1/8 x 9-1/4 x 10")
Net weight	3.8 kg (8.3 lbs.)
Power supply cord	2.5 m (8.2 ft)



TCT saw blade, Rip fence (Guide rule), Hex wrench

5806B Circular Saw

185 mm (7-1/4") 1,050 W Circular Saw



Continuous rating Input	1,050W
Wheel Diameter	185 mm (7-1/4")
Hole Diameter	15.88/ 19.05/ 20/ 25.4 mm (5/8/ 3/4/ 13/16/ 1")
Max Cutting Capacity	0°: 66 mm (2-5/8")
	45°: 44 mm (1-11/16")
No Load Speed (RPM)	5,200
Overall length	282 mm (11-1/8")
Net weight	3.5 kg (7.6 lbs.)
Power supply cord	2.5 m (8.2 ft)



Carbide-tipped saw blade, Hex wrench, Rip fence (Guide rule)

HS7101 Circular Saw

190 mm (7-1/2") 1,400 W Circular Saw, Electric Brake, Dual LED Lights



Continuous rating Input	1,400W
Wheel Diameter	190 mm (7-1/2")
Hole Diameter	20/ 30 mm (13/16/ 1-3/16")
Max Cutting Capacity	0°: 67 mm (2-5/8")
	45°: 48.5 mm (1-15/16")
	50°: 43.5 mm (1-11/16")
No Load Speed (RPM)	5,500
Dimensions (L x W x H)	310 x 246 x 258 mm (12-1/4 x 9-11/16 x 10-1/8")
Net weight	3.8 kg (8.4 lbs.)
Power supply cord	2.5 m (8.2 ft)



Carbide-tipped saw blade, Hex wrench, Rip fence (Guide rule), Dust nozzle

HS7100 Circular Saw

190 mm (7-1/2") 1,400 W Circular Saw



Continuous rating Input	1,400W
Wheel Diameter	190 mm (7-1/2")
Hole Diameter	20/ 30 mm (13/16/ 1-3/16")
Max Cutting Capacity	0°: 67 mm (2-5/8")
	45°: 48.5 mm (1-15/16")
	50°: 43.5 mm (1-11/16")
No Load Speed (RPM)	5,500
Dimensions (L x W x H)	310 x 246 x 258 mm (12-1/4 x 9-11/16 x 10-1/8")
Net weight	3.7 kg (8.2 lbs.)
Power supply cord	2.5 m (8.2 ft)



Carbide-tipped saw blade, Hex wrench, Rip fence (Guide rule), Dust nozzle

HS7601 Circular Saw

190 mm (7-1/2") 1,200 W Circular Saw



Continuous rating Input	1,200W
Wheel Diameter	190 mm (7-1/2")
Hole Diameter	15.88/ 20/ 25/ 25.4/ 30 mm (5/8/ 13/16/ 1/ 1-3/16")
Max Cutting Capacity	0°: 66 mm (2-5/8")
	45°: 46 mm (1-13/16")
No Load Speed (RPM)	5,200
Dimensions (L x W x H)	309 x 232 x 255 mm (12-1/8 x 9-1/8 x 10")
Net weight	3.8 kg (8.4 lbs.)
Power supply cord	2.5 m (8.2 ft)



TCT saw blade, Hex wrench, Dust nozzle, Rip fence (Guide rule)

5008MGA Circular Saw

210 mm (8-1/4") 1,800 W Magnesium Circular Saw, Electric Brake, Dual LED Lights



Continuous rating Input	1,800W
Max Cutting Capacity	0°: 75.5 mm (3")
	45°: 57 mm (2-1/4")
	50°: 51.5 mm (2")
No Load Speed (RPM)	5,200
Dimensions (L x W x H)	332 x 243 x 277 mm (13-1/8 x 9-9/16 x 10-7/8")
Net weight	4.8 kg (10.6 lbs.)
Power supply cord	2.5 m (8.2 ft)



TCT saw blade, Hex wrench, Rip fence (Guide rule), Dust nozzle (country-specific)

5008MG Circular Saw

210 mm (8-1/4") 1,800 W Magnesium Circular Saw with Dual LED Lights



Continuous rating Input	1,800W
Wheel Diameter	210 mm (8-1/4")
Hole Diameter	15.88/ 20/ 25/ 25.4/ 30 mm (5/8/ 13/16/ 1/ 1-3/16")
Max Cutting Capacity	0°: 75.5 mm (3")
	45°: 57 mm (2-1/4")
	50°: 51.5 mm (2")
No Load Speed (RPM)	5,200
Dimensions (L x W x H)	332 x 243 x 277 mm (13-1/8 x 9-9/16 x 10-7/8")
Net weight	4.8 kg (10.6 lbs.)
Power supply cord	2.5 m (8.2 ft)



TCT saw blade, Hex wrench, Rip fence (Guide rule), Dust nozzle (country-specific)

Sawing

5903R

Circular Saw

235 mm (9-1/4") 2,000 W Circular Saw, Electric Brake, Soft Start



Continuous rating Input	2,000W
Wheel Diameter	210 - 235 mm (9-1/4")
Hole Diameter	25/ 25.4/ 30 mm (1/ 1-3/16")
Max Cutting Capacity	0°: 85 mm (3-11/32")
	45°: 64 mm (2-1/2")
No Load Speed (RPM)	4,500
Overall length	400 mm (15-3/4")
Net weight	7.2 kg (15.9 lbs.)
Power supply cord	2.5 m (8.2 ft)



Carbide-tipped saw blade, Hex wrench, Rip fence (Guide rule)

5902B

Circular Saw

235 mm (9-1/4") 2,000 W Circular Saw



Continuous rating Input	2,000W
Wheel Diameter	235 mm (9-1/4")
Hole Diameter	25/ 25.4/ 30 mm (1/ 1-3/16")
Max Cutting Capacity	0°: 85 mm (3-3/8")
	45°: 60 mm (2-3/8")
	50°: 53 mm (2-1/16")
No Load Speed (RPM)	4,100
Overall length	380 mm (15")
Net weight	6.9 kg (15.1 lbs.)
Power supply cord	2.5 m (8.2 ft)



Carbide-tipped saw blade, Wrench, Rip fence (Guide rule)

N5900B

Circular Saw

235 mm (9-1/4") 2,000 W Circular Saw



Continuous rating Input	2,000W
Wheel Diameter	235 mm (9-1/4")
Hole Diameter	25 mm (1")
Max Cutting Capacity	0°: 85 mm (3-3/8")
	45°: 60 mm (2-3/8")
	50°: 53 mm (2-1/16")
No Load Speed (RPM)	4,100
Overall length	380 mm (15")
Net weight	6.8 kg (14.8 lbs.)
Power supply cord	2.5 m (8.2 ft)



Carbide-tipped saw blade, Rip fence (Guide rule), Wrench

5104S

Circular Saw

260 mm (10-1/4") / 270 mm (10-5/8") 2,100 W SJS Circular Saw, Electric Brake, Soft Start



Continuous rating Input	2,100W
Wheel Diameter	270 mm (10-5/8")
Hole Diameter	30 mm (1-3/16")
Max Cutting Capacity	0°: 95/ 100 mm (3-3/4/ 3-15/16")
	45°: 69/ 73 mm (2-3/4/ 2-7/8")
No Load Speed (RPM)	3,800
Dimensions (L x W x H)	405 x 315 x 323 mm (16 x 12-3/8 x 12-3/4")
Net weight	8.2 kg (18.2 lbs.)
Power supply cord	2.5 m (8.2 ft)



Carbide-tipped saw blade, Hex wrench, Rip fence (Guide rule)

5104

Circular Saw

260 mm (10-1/4") / 270 mm (10-5/8") 2,100 W SJS Circular Saw, Electric Brake



Continuous rating Input	1,700W
Wheel Diameter	260 - 270 mm (10-1/4 - 10-5/8")
Hole Diameter	15.88/ 25.4 mm (5/8/ 1")
Max Cutting Capacity	0°: 95/ 100 mm (3-3/4/ 3-15/16")
	45°: 69/ 73 mm (2-3/4/ 2-7/8")
No Load Speed (RPM)	3,800
Dimensions (L x W x H)	405 x 315 x 323 mm (16 x 12-3/8 x 12-3/4")
Net weight	8.2 kg (18.2 lbs.)
Power supply cord	2.5 m (8.2 ft)



Carbide-tipped saw blade, Hex wrench, Rip fence (Guide rule)

5103R

Circular Saw

270 mm (10-5/8") 2,100 W SJS Circular Saw, Electric Brake, Soft Start



Continuous rating Input	2,100W
Wheel Diameter	270 mm (10-5/8")
Hole Diameter	25.4/ 30 mm (1/ 1-3/16")
Max Cutting Capacity	0°: 100 mm (3-15/16")
	45°: 73 mm (2-7/8")
No Load Speed (RPM)	3,800
Overall length	442 mm (17-3/8")
Net weight	9.3 kg (20.6 lbs.)
Power supply cord	2.5 m (8.2 ft)



Carbide-tipped saw blade, Hex wrench, Rip fence (Guide rule)

HS0600

Circular Saw

260 mm (10-1/4") / 270 mm (10-5/8") 2,000 W Circular Saw



Continuous rating Input	2,000W
Wheel Diameter	255 - 270 mm (10 - 10-5/8")
Hole Diameter	15.88/ 25/ 25.4/ 30 mm (5/8/ 1/ 1-3/16")
Max Cutting Capacity	0°: 97/ 101 mm (3-13/16/ 4")
	45°: 68/ 71 mm (2-11/16/ 2-13/16")
	50°: 61/ 63 mm (2-3/8/ 2-1/2")
No Load Speed (RPM)	4,300
Dimensions (L x W x H)	418 x 273 x 324 mm
	(16-1/2 x 10-3/4 x 12-3/4")
Net weight	6.9 kg (15.2 lbs.)
Power supply cord	2.5 m (8.2 ft)



TCT saw blade, Dust nozzle (country-specific), Rip fence (Guide rule), Hex wrench, Wrench holder

5103N

Circular Saw

335 mm (13-1/8") 1,750 W Circular Saw



Continuous rating Input	1,750W
Wheel Diameter	335 mm (13-1/8")
Hole Diameter	25/ 25.4 mm (1")
Max Cutting Capacity	0°: 128 mm (5")
	45°: 91 mm (3-5/8")
No Load Speed (RPM)	2,900
Overall length	505 mm (19-7/8")
Net weight	8.9 kg (19.6 lbs.)
Power supply cord	5.0 m (16.4 ft)



Combination saw blade, Wrench, Hex wrench, Rip fence (Guide rule)

Sawing

5143R

Circular Saw

355 mm (14") 2,200 W SJS Circular Saw, Electric Brake, Soft Start



Continuous rating Input	2,200W
Wheel Diameter	355 mm (14")
Hole Diameter	25.4/ 30 mm (1/1-3/16")
Max Cutting Capacity	0°: 130 mm (5-1/8")
	45°: 90 mm (3-1/2")
No Load Speed (RPM)	2,700
Overall length	607 mm (23-7/8")
Net weight	12.5 kg (27.6 lbs.)
Power supply cord	5.0 m (16.4 ft)



Carbide-tipped saw blade, Hex wrench, Rip fence (Guide rule)

5402

Circular Saw

415 mm (16-5/16") Circular Saw



Continuous rating Input	1,450W
Wheel Diameter	415 mm (16-5/16")
Hole Diameter	25/ 25.4 mm (1")
Max Cutting Capacity	0°: 157 mm (6-3/16")
	45°: 106 mm (4-3/16")
No Load Speed (RPM)	2,200
Overall length	615 mm (24-1/4")
Net weight	12.9 kg (28.4 lbs.)
Power supply cord	5.0 m (16.4 ft)



Combination saw blade, Wrench, Hex wrench, Rip fence (Guide rule)

5402NA

Circular Saw

415 mm (16-5/16") 1,650 W Circular Saw, Electric Brake



Continuous rating Input	1,650W
Wheel Diameter	415 mm (16-5/16")
Hole Diameter	25/ 25.4 mm (1")
Max Cutting Capacity	0°: 158 mm (6-1/4")
	45°: 106 mm (4-3/16")
No Load Speed (RPM)	2,200
Overall length	616 mm (24-1/4")
Net weight	12.5 kg (27.6 lbs.)
Power supply cord	5.0 m (16.4 ft)



Carbide-tipped saw blade, Hex wrench, Rip fence (Guide rule)

5057KB

Circular Saw with Dust Collection

185 mm (7-1/4") 1,400 W Circular Saw with Dust Collection



Continuous rating Input	1,400W
Wheel Diameter	185 mm (7-1/4")
Hole Diameter	15.88/ 20/ 30 mm (5/8/ 13/16/ 1-3/16")
Max Cutting Capacity	0°: 60 mm (2-3/8")
	45°: 30 mm (1-1/8")
No Load Speed (RPM)	5,800
Overall length	354 mm (14")
Net weight	5.1 kg (11.2 lbs.)
Power supply cord	5.0 m (16.4 ft)



Carbide-tipped saw blade, Rip fence (Guide rule), Wrench

SP001G

Cordless Plunge Cut Saw

40V max

40Vmax XGT BL Cordless 165 mm (6-1/2") Plunge Cut Saw



Wheel Diameter	165 mm (6-1/2")
Hole Diameter	20 mm (13/16")
Bevel capacity	-1 - 48°
Max Cutting Capacity	0°: 56 mm (2-3/16")
	45°: 40 mm (1-9/16")
	48°: 38 mm (1-1/2")
No Load Speed (RPM)	2,500 - 4,900
Dimensions (L x W x H)	w/ BL4020 / BL4025: 360 x 221 x 271 mm (14-1/8 x 8-3/4 x 10-5/8")
	w/ BL4040: 375 x 221 x 271 mm (14-3/4 x 8-3/4 x 10-5/8")
	w/ BL4050F: 394 x 221 x 271 mm (15-1/2 x 8-3/4 x 10-5/8")
Net weight	4.4 - 5.0 kg (9.7 - 11.0 lbs.)



TCT saw blade, Hex wrench, Wireless unit (country-specific), Battery, Charger

DSP601

Cordless Plunge Cut Saw

18V x2

18V X2 (36V) LXT BL Cordless 165 mm (6-1/2") Plunge Cut Saw



Wheel Diameter	165 mm (6-1/2")
Hole Diameter	20 mm (13/16")
Bevel capacity	-1 - 48°
Max Cutting Capacity	0°: 56 mm (2-3/16")
	45°: 40 mm (1-9/16")
	48°: 38 mm (1-1/2")
No Load Speed (RPM)	2,500 - 6,300
Dimensions (L x W x H)	346 x 241 x 272 mm (13-5/8 x 9-1/2 x 10-3/4")
Net weight	4.4 - 5.1 kg (9.8 - 11.2 lbs.)



TCT saw blade, Hex wrench, Wireless unit (country-specific), Battery, Charger

DSP600

Cordless Plunge Cut Saw

18V x2

18V X2 (36V) LXT BL Cordless 165 mm (6-1/2") Plunge Cut Saw



Wheel Diameter	165 mm (6-1/2")
Hole Diameter	20 mm (13/16")
Bevel capacity	-1 - 48°
Max Cutting Capacity	0°: 56 mm (2-3/16")
	45°: 40 mm (1-9/16")
	48°: 38 mm (1-1/2")
No Load Speed (RPM)	2,500 - 6,300
Dimensions (L x W x H)	346 x 241 x 272 mm (13-5/8 x 9-1/2 x 10-3/4")
Net weight	4.4 - 5.1 kg (9.8 - 11.2 lbs.)



TCT saw blade, Hex wrench, Battery, Charger

SP6000

Plunge Cut Circular Saw

165 mm (6-1/2") 1,300 W Plunge Cut Circular Saw



Continuous rating Input	1,300W
Wheel Diameter	165 mm (6-1/2")
Hole Diameter	20 mm (13/16")
Blade diameter	165 mm (6-1/2")
Max Cutting Capacity	0°: 56 mm (2-3/16")
	45°: 40 mm (1-9/16")
	48°: 38 mm (1-1/2")
No Load Speed (RPM)	2,200 - 6,400
Dimensions (L x W x H)	341 x 225 x 250 mm (13-3/8 x 8-7/8 x 9-7/8")
Net weight	4.1 kg (9 lbs.)
Power supply cord	2.5 m (8.2 ft)



Carbide-tipped saw blade, Hex wrench

Sawing

LB1200F

Band Saw

305 mm (12") 900 W Band Saw



Continuous rating input	900W
Blade length	2,240 mm (88")
Capacity	Thickness of cut: 165 mm (6-1/2") Throat: 305 mm (12")
Blade speed	High: (50Hz) 800 (60Hz) 1,000 m/min ((50Hz) 2,624 (60Hz) 3,280 ft/min) Low: (50Hz) 400 (60Hz) 500 m/min ((50Hz) 1,312 (60Hz) 1,640 ft/min)
Dimensions (L x W x H)	615 x 775 x 1,600 mm (24-1/4 x 30-1/2 x 63")
Net weight	82 kg (181.2 lbs.)
Power supply cord	2.5 m (8.2 ft)



Band saw blade, Rip fence, Miter gauge, Push stick, Nozzle, Hex wrench, Band saw stand

JV001G

Cordless Jig Saw

40V max

18V LXT BL Cordless Barrel Handle Jig Saw, 3 Orbital Settings plus Straight Cutting, Twin LED Lights

new



Capacity	Wood: 135 mm (5-5/16") Steel: 10 mm (3/8") Aluminum: 20 mm (13/16")
Length of stroke	26 mm (1")
Strokes per minute (SPM)	800 - 3,500
Bevel range	0 - 45°
Dimensions (L x W x H)	w/ BL4020 / BL4025: 283 x 84 x 189 mm (11-1/8 x 3-5/16 x 7-7/16") w/ BL4040: 298 x 84 x 189 mm (11-3/4 x 3-5/16 x 7-7/16")
Net weight	2.6 - 2.9 kg (5.7 - 6.4 lbs.)



Jig saw blade, Cover plate, Dust nozzle (country-specific), Knob (country-specific), Anti-splintering device, Hex wrench, Battery, Charger

DJV182

Cordless Jig Saw

18V

18V LXT BL Brushless Cordless Top Handle Jig Saw, 3 Orbital Settings Plus Straight Cutting, Twin LED Lights



Capacity	Wood: 135 mm (5-5/16") Steel: 10 mm (3/8")
Length of stroke	26 mm (1")
Strokes per minute (SPM)	800 - 3,500
Bevel range	0 - 45°
Dimensions (L x W x H)	266 x 77 x 208 mm (10-1/2 x 3 x 8-3/16")
Net weight	2.4 - 2.7 kg (5.2 - 5.9 lbs.)



Charger, Battery, Jig saw blade set, Cover plate, Dust nozzle (country-specific), Anti-splintering device, Hex wrench

DJV181

Cordless Jig Saw

18V

18V LXT BL Brushless Cordless Barrel Handle Jig Saw, 3 Orbital Settings Plus Straight Cutting, Twin LED Lights



Capacity	Wood: 135 mm (5-5/16") Steel: 10 mm (3/8")
Length of stroke	26 mm (1")
Strokes per minute (SPM)	800 - 3,500
Bevel range	0 - 45°
Dimensions (L x W x H)	298 x 77 x 189 mm (11-3/4 x 3 x 7-7/16")
Net weight	2.3 - 2.6 kg (5 - 5.7 lbs.)



Charger, Battery, Jig saw blade set, Cover plate, Dust nozzle (country-specific), Anti-splintering device, Hex wrench

DJV180

Cordless Jig Saw

18V

18V LXT Li-Ion Cordless Top Handle Jig Saw, 3 Orbital Settings Plus Straight Cutting, LED Light



Capacity	Wood: 135 mm (5-5/16") Steel: 10 mm (3/8")
Length of stroke	26 mm (1")
Strokes per minute (SPM)	0 - 2,600
Bevel range	0 - 45°
Dimensions (L x W x H)	257 x 73 x 208 mm (10-1/8 x 2-7/8 x 8-3/16")
Net weight	2.7 - 3 kg (6 - 6.7 lbs.)



Charger, Battery, Jig saw blade set, Cover plate, Anti-splintering device, Hex wrench

DJV185

Cordless Jig Saw

18V

18V LXT BL Cordless Body Handle Jig Saw, 3 Orbital Settings plus Straight Cutting, LED Light

new



Capacity	Wood: 135 mm (5-5/16") Mild steel: 10 mm (3/8") Aluminum: 20 mm (25/32")
Length of stroke	23 mm (7/8")
Strokes per minute (SPM)	800 - 3,000
Bevel range	0 - 45°
Dimensions (L x W x H)	259 x 77 x 183 mm (10-1/4 x 3 x 7-1/4")
Net weight	2.0 - 2.3 kg (4.4 - 5.1 lbs.)



Jig saw blade (country-specific), Hex wrench, Cover plate, Dust nozzle (country-specific), Dust cover (country-specific), Battery, Charger

DJV184

Cordless Jig Saw

18V

18V LXT BL Cordless Top Handle Jig Saw, 3 Orbital Settings plus Straight Cutting, LED Light



Capacity	Wood: 135 mm (5-5/16") Mild steel: 10 mm (3/8") Aluminum: 20 mm (25/32")
Length of stroke	23 mm (7/8")
Strokes per minute (SPM)	0 - 3,000
Bevel range	0 - 45°
Dimensions (L x W x H)	259 x 77 x 205 mm (10-1/4 x 3 x 8-1/8")
Net weight	2.1 - 2.4 kg (4.6 - 5.3 lbs.)



Jig saw blade (country-specific), Hex wrench, Cover plate, Dust nozzle (country-specific), Dust cover (country-specific), Battery, Charger

JV103D

Cordless Jig Saw

12V max

12V max CXT BL Brushless Cordless Top Handle Jig Saw, 3 Orbital Settings Plus Straight Cutting, LED Light



Max Cutting Capacity at 0° Wood / Aluminum / Mild Steel:	90 / 20 / 10 mm (3-1/2 / 13/16 / 3/8")
Length of stroke	23 mm (7/8")
Strokes per minute (SPM)	800 - 3,000
Bevel range	0 - 45°
Dimensions (L x W x H)	237 x 76 x 206 mm (9-3/8 x 3 x 8-1/8")
Net weight	1.9 - 2 kg (4.1 - 4.4 lbs.)



Jig saw blade, Hex wrench, Cover plate (country-specific), Dust nozzle (country-specific), Dust cover (country-specific), Battery, Charger

Sawing

JV102D Cordless Jig Saw 12V max

12V max CXT BL Brushless Cordless Barrel Handle Jig Saw, 3 Orbital Settings Plus Straight Cutting, LED Light



Max cutting capacity at 0° Wood / Aluminum / Mild Steel:	90 / 20 / 10 mm (3-1/2 / 13/16 / 3/8")
Length of stroke	23 mm (7/8")
Strokes per minute (SPM)	800 - 3,000
Bevel range	0 - 45°
Dimensions (L x W x H)	237 x 76 x 186 mm (9-3/8 x 3 x 7-3/8")
Net weight	1.8 - 1.9 kg (3.9 - 4.2 lbs.)



Jig saw blade, Hex wrench, Cover plate (country-specific), Dust nozzle (country-specific), Dust cover (country-specific), Battery, Charger

JV101D Cordless Jig Saw 12V max

12V max CXT Li-Ion Cordless Top Handle Jig Saw



Max cutting capacity at 0° Wood / Aluminum / Mild Steel:	65 / 4 / 2 mm (2-9/16 / 5/32 / 1/16")
Length of stroke	18 mm (11/16")
Strokes per minute (SPM)	0 - 2,900
Bevel range	0 - 45°
Dimensions (L x W x H)	232 x 76 x 196 mm (9-1/8 x 3 x 7-3/4")
Net weight	1.8 - 1.9 kg (3.9 - 4.3 lbs.)



Jig saw blade, Hex wrench, Guide rule (country-specific), Battery, Charger

JV183D Cordless Jig Saw 18V

18V Li-Ion Cordless Top Handle Jig Saw, 3 Orbital Settings Plus Straight Cutting, G-Battery



Capacity	Wood: 65 mm (2-9/16") Steel: 6 mm (1/4")
Length of stroke	18 mm (11/16")
Strokes per minute (SPM)	0 - 2,900
Bevel range	0 - 45°
Dimensions (L x W x H)	248 x 76 x 196 mm (9-3/4 x 3 x 7-3/4")
Net weight	2 kg (4.4 lbs.)



Charger, Battery, Jig saw blade, Hex wrench

4350FCT Jig Saw

720 W Top Handle Jig Saw, 3 Orbital Settings Plus Straight Cutting, LED Light



Continuous rating Input	720W
Capacity	Wood: 135 mm (5-5/16") Steel: 10 mm (3/8")
Length of Stroke	26 mm (1")
Strokes Per Minute (SPM)	800 - 2,800
Bevel range	0 - 45°
Dimensions (L x W x H)	236 x 73 x 207 mm (9-1/4 x 2-7/8 x 8-1/8")
Net weight	2.7 kg (5.8 lbs.)
Power supply cord	2.5 m (8.2 ft)



Jig saw blade set, Hex wrench, Cover plate, Anti-splintering device

4350CT Jig Saw

720 W Top Handle Jig Saw, 3 Orbital Settings Plus Straight Cutting



Continuous rating Input	720W
Capacity	Wood: 135 mm (5-5/16") Steel: 10 mm (3/8")
Length of Stroke	26 mm (1")
Strokes Per Minute (SPM)	800 - 2,800
Bevel range	0 - 45°
Dimensions (L x W x H)	236 x 73 x 207 mm (9-1/4 x 2-7/8 x 8-1/8")
Net weight	2.7 kg (5.8 lbs.)
Power supply cord	2.5 m (8.2 ft)



Jig saw blade set, Hex wrench, Cover plate, Anti-splintering device

4351FCT Jig Saw

720 W Barrel Handle Jig Saw, 3 Orbital Settings Plus Straight Cutting, LED Light



Continuous rating Input	720W
Capacity	Wood: 135 mm (5-5/16") Steel: 10 mm (3/8")
Length of Stroke	26 mm (1")
Strokes Per Minute (SPM)	800 - 2,800
Bevel range	0 - 45°
Dimensions (L x W x H)	271 x 73 x 187 mm (10-11/16 x 2-7/8 x 7-3/8")
Net weight	2.6 kg (5.7 lbs.)
Power supply cord	2.5 m (8.2 ft)



Jig saw blade set, Hex wrench, Cover plate, Anti-splintering device

4351CT Jig Saw

720 W Barrel Handle Jig Saw, 3 Orbital Settings Plus Straight Cutting



Continuous rating Input	720W
Capacity	Wood: 135 mm (5-5/16") Steel: 10 mm (3/8")
Length of Stroke	26 mm (1")
Strokes Per Minute (SPM)	800 - 2,800
Bevel range	0 - 45°
Dimensions (L x W x H)	271 x 73 x 187 mm (10-11/16 x 2-7/8 x 7-3/8")
Net weight	2.6 kg (5.7 lbs.)
Power supply cord	2.5 m (8.2 ft)



Jig saw blade set, Hex wrench, Cover plate, Anti-splintering device

4350T Jig Saw

580 W Top Handle Jig Saw, 3 Orbital Settings Plus Straight Cutting



Continuous rating Input	580W
Capacity	Wood: 135 mm (5-5/16") Steel: 10 mm (3/8")
Length of Stroke	26 mm (1")
Strokes Per Minute (SPM)	2,800
Bevel range	0 - 45°
Dimensions (L x W x H)	236 x 73 x 207 mm (9-1/4 x 2-7/8 x 8-1/8")
Net weight	2.7 kg (5.8 lbs.)
Power supply cord	2.5 m (8.2 ft)



Jig saw blade set, Hex wrench, Cover plate, Anti-splintering device

Sawing

4351T

Jig Saw

580 W Barrel Handle Jig Saw, 3 Orbital Settings Plus Straight Cutting



Continuous rating Input	580W
Capacity	Wood: 135 mm (5-5/16") Steel: 10 mm (3/8")
Length of Stroke	26 mm (1")
Strokes Per Minute (SPM)	2,800
Bevel range	0 - 45°
Dimensions (L x W x H)	271 x 73 x 187 mm (10-11/16 x 2-7/8 x 7-3/8")
Net weight	2.6 kg (5.7 lbs.)
Power supply cord	2.5 m (8.2 ft)



Jig saw blade set, Hex wrench, Cover plate, Anti-splintering device

JV0600

Jig Saw

650 W Top Handle Jig Saw, 3 Orbital Settings Plus Straight Cutting



Continuous rating Input	650W
Capacity	Wood: 90 mm (3-1/2") Steel: 10 mm (3/8")
Length of Stroke	23 mm (7/8")
Strokes Per Minute (SPM)	500 - 3,100
Bevel range	0 - 45°
Dimensions (L x W x H)	236 x 77 x 199 mm (9-1/4 x 3 x 7-7/8")
Net weight	2.4 kg (5.3 lbs.)
Power supply cord	2.5 m (8.2 ft)



Jig saw blade, Hex wrench

4329

Jig Saw

450 W Top Handle Jig Saw, 3 Orbital Settings Plus Straight Cutting, Aluminum Die-Cast Base



Continuous rating Input	450W
Max cutting capacity at 0°	Wood: 65 mm (2-9/16") Steel: 6 mm (1/4")
Length of Stroke	18 mm (11/16")
Strokes Per Minute (SPM)	500 - 3,100
Bevel range	0 - 45°
Dimensions (L x W x H)	223 x 77 x 197 mm (8-3/4 x 3 x 7-3/4")
Net weight	1.9 kg (4.2 lbs.)
Power supply cord	2.0 m (6.6 ft)



Jig saw blade, Hex wrench

4328

Jig Saw

450 W Top Handle Jig Saw, 3 Orbital Settings Plus Straight Cutting, Steel Plate Base



Continuous rating Input	450W
Max cutting capacity at 0°	Wood: 65 mm (2-9/16") Steel: 6 mm (1/4")
Length of Stroke	18 mm (11/16")
Strokes Per Minute (SPM)	500 - 3,100
Bevel range	0 - 45°
Dimensions (L x W x H)	217 x 77 x 197 mm (8-1/2 x 3 x 7-3/4")
Net weight	1.8 kg (4 lbs.)
Power supply cord	2.0 m (6.6 ft)



Jig saw blade, Hex wrench

4327

Jig Saw

450 W Top Handle Jig Saw



Continuous rating Input	450W
Capacity	Wood: 65 mm (2-9/16") Steel: 6 mm (1/4")
Length of Stroke	18 mm (11/16")
Strokes Per Minute (SPM)	500 - 3,100
Bevel range	0 - 45°
Dimensions (L x W x H)	224 x 77 x 197 mm (8-7/8 x 3 x 7-3/4")
Net weight	1.9 kg (4.2 lbs.)
Power supply cord	2.0 m (6.6 ft)



Jig saw blade, Hex wrench

4326

Jig Saw

450 W Top Handle Jig Saw



Continuous rating Input	450W
Capacity	Wood: 65 mm (2-9/16") Steel: 6 mm (1/4")
Length of Stroke	18 mm (11/16")
Strokes per minute (SPM)	3,100
Bevel range	0 - 45°
Dimensions (L x W x H)	224 x 77 x 197 mm (8-7/8 x 3 x 7-3/4")
Net weight	1.9 kg (4.2 lbs.)
Power supply cord	2.0 m (6.6 ft)



Jig saw blade, Hex wrench

4300BV

Jig Saw

390 W Variable Speed Jig Saw



Continuous rating Input	390W
Capacity	Wood: 55 mm (2-1/8") Steel: 6 mm (1/4")
Length of Stroke	26 mm (1")
Strokes Per Minute (SPM)	0 - 3,100
Bevel range	0 - 45°
Overall length	225 mm (8-7/8")
Net weight	2.5 kg (5.5 lbs.)
Power supply cord	2.5 m (8.2 ft)



Jig saw blade set, Rip fence (Guide rule), Circular guide, Hex wrench

JR002G

Cordless Recipro Saw

40V max

40Vmax XGT BL AVT Cordless Recipro Saw



Length of stroke	32 mm (1-1/4")
Strokes per minute (SPM)	0 - 3,000
Capacity	Wood: 255 mm (10") Pipe: 130 mm (5-1/8")
Dimensions (L x W x H)	w/ BL4020 / BL4025: 436 x 97 x 250 mm (17-1/8 x 3-13/16 x 9-7/8") w/ BL4040: 451 x 97 x 256 mm (17-3/4 x 3-13/16 x 10-1/8") w/ BL4050F: 470 x 97 x 277 mm (18-1/2 x 3-13/16 x 10-7/8") w/ BL4080F: 471 x 97 x 296 mm (18-1/2 x 3-13/16 x 11-5/8")
Net weight	4.6 - 5.8 kg (10.1 - 12.8 lbs.)

XGT BL AVT XPT



Recipro saw blades, Battery, Charger

JR001G Cordless Recipro Saw **40V max**
40Vmax XGT BL Brushless Cordless Recipro Saw



Length of stroke	32 mm (1-1/4")
Strokes Per Minute (SPM)	High / Low: 0 - 3,000 / 0 - 2,300
Capacity	Wood: 255 mm (10") Pipe: 130 mm (5-1/8")
Dimensions (L x W x H)	w/ BL4020 / BL4025: 457 x 88 x 233 mm (18 x 3-1/2 x 9-1/8") w/ BL4040: 472 x 88 x 239 mm (18-5/8 x 3-1/2 x 9-3/8")
Net weight	4.2 - 4.5 kg (9.3 - 9.9 lbs.)



Recipro saw blades, Charger, Battery

DJR360 Cordless Recipro Saw **18V x2**
18V X2 (36V) LXT BL Brushless Cordless Recipro Saw



Length of stroke	32 mm (1-1/4")
Strokes Per Minute (SPM)	High / Low: 0 - 3,000 / 0 - 2,300
Capacity	Wood: 255 mm (10") Pipe: 130 mm (5-1/8")
Dimensions (L x W x H)	449 x 116 x 243 mm (17-3/4 x 4-9/16 x 9-9/16")
Net weight	4 - 4.7 kg (8.9 - 10.3 lbs.)



Recipro saw blades, Charger, Battery

DJR187 Cordless Recipro Saw **18V**
18V LXT BL Brushless Cordless Recipro Saw



Length of stroke	32 mm (1-1/4")
Strokes Per Minute (SPM)	High / Low: 0 - 3,000 / 0 - 2,300
Capacity	Wood: 255 mm (10") Pipe: 130 mm (5-1/8")
Dimensions (L x W x H)	439 x 83 x 231 mm (17-1/4 x 3-1/4 x 9-1/8")
Net weight	3.4 - 3.8 kg (7.6 - 8.3 lbs.)



Recipro saw blades, Charger, Battery

DJR189 Cordless Recipro Saw **18V**
18V LXT BL Cordless Recipro Saw



Length of stroke	22 mm (7/8")
Strokes per minute (SPM)	0 - 3,100
Capacity	Wood: 255 mm (10") Pipe: 130 mm (5-1/8")
Dimensions (L x W x H)	w/ BL1815N / BL1820B: 393 x 81 x 179 mm (15-1/2 x 3-3/16 x 7") w/ BL1830B / BL1840B / BL1850B / BL1860B: 410 x 81 x 182 mm (16-1/8 x 3-3/16 x 7-1/8")
Net weight	2.2 - 2.5 kg (4.9 - 5.5 lbs.)



Recipro saw blades, Battery, Charger

DJR188 Cordless Recipro Saw **18V**
18V LXT BL Brushless Cordless Recipro Saw



Length of stroke	20 mm (13/16")
Strokes per minute (SPM)	0 - 3,000
Capacity	Wood: 255 mm (10") Pipe: 130 mm (5-1/8")
Dimensions (L x W x H)	w/ BL1815N / BL1820B: 316 x 81 x 203 mm (12-1/2 x 3-3/16 x 8") w/ BL1830B / BL1840B / BL1850B / BL1860B: 316 x 81 x 220 mm (12-1/2 x 3-3/16 x 8-5/8")
Net weight	2.6 - 2.9 kg (5.7 - 6.4 lbs.)



Recipro saw blades, Battery, Charger

DJR186 Cordless Recipro Saw **18V**
18V LXT Li-Ion Cordless Recipro Saw



Length of stroke	32 mm (1-1/4")
Strokes per minute (SPM)	0 - 2,800
Capacity	Wood: 255 mm (10") Pipe: 130 mm (5-1/8")
Dimensions (L x W x H)	486 x 81 x 223 mm (19-1/8 x 3-3/16 x 8-3/4")
Net weight	3.5 - 3.8 kg (7.6 - 8.3 lbs.)



Recipro saw blades, Charger, Battery

DJR183 Cordless Recipro Saw **18V**
18V LXT Li-Ion Cordless Compact Recipro Saw



Length of stroke	13 mm (1/2")
Strokes per minute (SPM)	0 - 3,000
Capacity	Wood: 50 mm (2") Pipe: 50 mm (2")
Dimensions (L x W x H)	392 x 81 x 209 mm (15-1/2 x 3-3/16 x 8-1/4")
Net weight	1.5 - 1.7 kg (3.3 - 3.8 lbs.)



Charger, Battery, Recipro saw blades

DJR185 Cordless Recipro Saw **18V**
18V LXT Li-Ion Cordless Compact Recipro Saw



Length of stroke	13 mm (1/2")
Strokes per minute (SPM)	0 - 3,000
Capacity	Wood: 50 mm (2") Pipe: 50 mm (2")
Dimensions (L x W x H)	392 x 81 x 209 mm (15-1/2 x 3-3/16 x 8-1/4")
Net weight	1.5 - 1.8 kg (3.4 - 4.1 lbs.)



Tool less blade change
 Charger, Battery, Recipro saw blades

Sawing

JR103D Cordless Recipro Saw 12V max

12V max CXT Li-Ion Cordless Recipro Saw

Length of stroke	13 mm (1/2")
Strokes per minute (SPM)	0 - 3,300
Capacity	Wood: 50 mm (2") Pipe: 50 mm (2")
Dimensions (L x W x H)	376 x 66 x 186 mm (14-3/4 x 2-5/8 x 7-3/8")
Net weight	1.3 - 1.5 kg (2.9 - 3.3 lbs.)



Battery, Charger, Recipro saw blades, Hex wrench

JR105D Cordless Recipro Saw 12V max

12V max CXT Li-Ion Cordless Recipro Saw

Length of stroke	13 mm (1/2")
Strokes per minute (SPM)	0 - 3,300
Capacity	Wood: 50 mm (2") Pipe: 50 mm (2")
Dimensions (L x W x H)	376 x 66 x 186 mm (14-3/4 x 2-5/8 x 7-3/8")
Net weight	1.3 - 1.5 kg (2.9 - 3.2 lbs.)



Tool less blade change

Battery, Charger, Recipro saw blades, Hex wrench

JR3070CT Recipro Saw

1,510 W AVT Recipro Saw

Continuous rating Input	1,510W
Length of Stroke	32 mm (1-1/4")
Strokes Per Minute (SPM)	0 - 2,800
Capacity	Pipe: 130 mm (5-1/8") Wood: 255 mm (10")
Overall length	485 mm (19-1/8")
Net weight	4.6 kg (10 lbs.)
Power supply cord	2.5 m (8.2 ft)



Recipro saw blades

JR3061T Recipro Saw

1,250 W Recipro Saw

Continuous rating Input	1,250W
Length of Stroke	32 mm (1-1/4")
Strokes Per Minute (SPM)	0 - 3,000
Capacity	Pipe: 130 mm (5-1/8") Wood: 255 mm (10")
Dimensions (L x W x H)	487 x 95 x 177 mm (19-3/16 x 3-3/4 x 7")
Net weight	3.8 kg (8.4 lbs.)
Power supply cord	2.5 m (8.2 ft)



Recipro saw blades

JR3051T Recipro Saw

1,200 W Recipro Saw

Continuous rating Input	1,200W
Length of Stroke	30 mm (1-3/16")
Strokes Per Minute (SPM)	0 - 3,000
Capacity	Pipe: 130 mm (5-1/8") Wood: 255 mm (10")
Dimensions (L x W x H)	447 x 97 x 176 mm (17-5/8 x 3-13/16 x 6-15/16")
Net weight	3.2 - 3.3 kg (7.1 - 7.3 lbs.)
Power supply cord	2.5 m (8.2 ft)



Recipro saw blades

JR1000FT Recipro Saw

340 W Recipro Saw

Continuous rating Input	340W
Length of Stroke	14 mm (9/16")
Strokes Per Minute (SPM)	0 - 4,800
Capacity	Pipe: 25.4 mm (1") Wood: 55 mm (2-3/16")
Dimensions (L x W x H)	345 x 65 x 96 mm (13-5/8 x 2-9/16 x 3-3/4")
Net weight	1.6 kg (3.5 lbs.)
Power supply cord	2.5 m (8.2 ft)



Jig saw blade set, Hex wrench

DSD180 Cordless Drywall Saw 18V

18V LXT Li-Ion Cordless Drywall Saw

Strokes Per Minute (SPM)	0 - 6,000
Length of Stroke	6 mm (1/4")
Capacity	Drywall: 30 mm (1-3/16") Wood: 15 mm (9/16")
Dimensions (L x W x H)	263 x 79 x 291 mm (10-3/8 x 3-1/8 x 11-3/8")
Net weight	1.7 - 2 kg (3.8 - 4.5 lbs.)



Blade, Blade cover, Base cover, Hex wrench, Battery, Charger

SD100D Cordless Drywall Saw 12V max

12V max CXT Li-Ion Cordless Drywall Saw

Strokes Per Minute (SPM)	0 - 6,000
Length of Stroke	6 mm (1/4")
Capacity	Drywall: 30 mm (1-3/16") Wood: 15 mm (9/16")
Dimensions (L x W x H)	239 x 79 x 266 mm (9-3/8 x 3-1/8 x 10-1/2")
Net weight	1.4 - 1.6 kg (3.2 - 3.5 lbs.)



Blade, Blade cover, Base cover, Hex wrench, Battery, Charger

SJ401

Scroll Saw

406 mm (16") 50 W Variable Speed Scroll Saw



Continuous rating Input	50W
Capacity	Thickness of cut: 50 mm (2")
	Throat: 406 mm (16")
Length of Stroke	18 mm (11/16")
Strokes Per Minute (SPM)	400 - 1,600
Overall length	600 mm (23-5/8")
Net weight	14 kg (30.87 lbs.)



Saw blade x6, Hex wrench, Blade change rod

DTM52

Cordless Multi Tool

18V

18V LXT BL AVT Cordless Toolless Multi Tool



Oscillations per minute (OPM)	10,000 - 20,000
Oscillation angle	Left / Right / Total: 1.8° / 1.8° / 3.6°
Dimensions (L x W x H)	w/ BL1815N / BL1820B: 305 x 95 x 125 mm (12 x 3-3/4 x 4-7/8")
	w/ BL1830B / BL1840B / BL1850B / BL1860B: 322 x 95 x 126 mm (12-5/8 x 3-3/4 x 5")
Net weight	1.7 - 2.0 kg (3.7 - 4.4 lbs.)

LXT BL AVT XPT



Oscillating multi tool accessories, Dust attachment (country-specific), Tool box (country-specific), Battery, Charger

DTM51

Cordless Multi Tool

18V

18V LXT Li-Ion Cordless Toolless Multi Tool



Oscillations per minute (OPM)	6,000 - 20,000
Oscillation angle	Left / Right / Total: 1.6° / 1.6° / 3.2°
Dimensions (L x W x H)	340 x 80 x 122 mm (13-3/8 x 3-1/8 x 4-13/16")
Net weight	2 - 2.4 kg (4.4 - 5.3 lbs.)

LXT



Oscillating multi tool accessories, Dust attachment (country-specific), Tool box (country-specific), Battery, Charger

DTM50

Cordless Multi Tool

18V

18V LXT Li-Ion Cordless Multi Tool



Oscillations per minute (OPM)	6,000 - 20,000
Dimensions (L x W x H)	307 x 80 x 122 mm (12-1/4 x 3-1/8 x 4-13/16")
Net weight	1.8 - 2.2 kg (3.9 - 4.8 lbs.)

LXT



Charger, Battery, Oscillating multi tool accessories, Hex wrench

TM30D

Cordless Multi Tool

12V max

12V max CXT Li-Ion Cordless Multi Tool



Oscillations per minute (OPM)	6,000 - 20,000
Oscillation angle	Left / Right / Total: 1.6° / 1.6° / 3.2°
Dimensions (L x W x H)	277 x 65 x 98 mm (10-7/8 x 2-9/16 x 3-7/8")
Net weight	1.1 - 1.3 kg (2.3 - 2.9 lbs.)

CXT



Oscillating multi tool accessories, Dust attachment (country-specific), Tool box (country-specific), Hex wrench, Battery, Charger

TM3010C

Multi Tool

320 W Toolless Multi Tool



Continuous rating Input	320W
Strokes Per Minute (SPM)	6,000 - 20,000
Dimensions (L x W x H)	283 x 68 x 87 mm (11-1/8 x 2-11/16 x 3-7/16")
Net weight	1.6 - 1.7 kg (3.7 - 3.9 lbs.)
Power supply cord	2.5 m (8.2 ft)



Oscillating multi tool accessories

TM3000C

Multi Tool

320 W Multi Tool



Continuous rating Input	320W
Strokes Per Minute (SPM)	6,000 - 20,000
Dimensions (L x W x H)	275 x 64 x 92 mm (10-7/8 x 2-1/2 x 3-5/8")
Net weight	1.4 - 1.5 kg (3.2 - 3.3 lbs.)
Power supply cord	5.0 m (16.4 ft)












Oscillating multi tool accessories, Hex wrench



PRODUCTS

Milling/Planing




-  Double Insulation
-  Variable Speed
-  Brake
-  Constant Speed
-  Soft Start
-  Dust Collection
-  Built-in Job Light
-  Carrying Case
-  Wooden Carrying Case

Milling/Planing

DPJ180 Cordless Plate Joiner 18V

18V LXT Li-Ion Cordless Plate Joiner




Wheel Diameter	100 mm (4")
Hole Diameter	22 mm (7/8")
No Load Speed (RPM)	6,500
Dimensions (L x W x H)	351 x 139 x 149 mm (13-3/4 x 5-1/2 x 5-7/8")
Net weight	2.8 - 3.1 kg (6.2 - 6.8 lbs.)



Charger, Battery, Cutter blade, Angle guide, Lock nut wrench, Set plate, Dust bag

PJ7000 Plate Joiner

701 W Plate Joiner



Continuous rating Input	701W
Blade diameter	100 mm (4")
Wheel Diameter	100 mm (4")
Hole Diameter	22 mm (7/8")
No Load Speed (RPM)	11,000
Dimensions (L x W x H)	302 x 139 x 145 mm (11-7/8 x 5-1/2 x 5-3/4")
Net weight	2.8 kg (6.2 lbs.)
Power supply cord	2.5 m (8.2 ft)



Cutter blade, Angle guide, Dust bag, Set plate, Lock nut wrench

KP001G Cordless Planer 40V max

40Vmax XGT BL AWS Cordless 82mm (3-1/4") Planer



Blade size	82 mm (3-1/4")
Planing width	82 mm (3-1/4")
Planing depth	4 mm (5/32")
Shiplapping	25 mm (1")
Number of chamfering grooves	3
Number of blades	2
No load speed (RPM)	15,000
Dimensions (L x W x H)	w/ BL4020 / BL4025: 379 x 156 x 166 mm (14-7/8 x 6-1/8 x 6-1/2") w/ BL4040: 385 x 156 x 166 mm (15-1/8 x 6-1/8 x 6-1/2") w/ BL4050F: 405 x 156 x 175 mm (16 x 6-1/8 x 6-7/8") w/ BL4080F: 424 x 156 x 175 mm (16-3/4 x 6-1/8 x 6-7/8")
Net weight	3.7 - 4.9 kg (8.2 - 10.8 lbs.)



Planer blade, Blade gauge, Guide rule, Depth guide, Socket wrench, Sharpening holder assembly (country-specific), Wireless unit (country-specific), Battery, Charger

DKP181 Cordless Planer 18V

18V LXT BL AWS ADT Cordless 82 mm (3-1/4") Planer



Planing width	82 mm (3-1/4")
Planing depth	3 mm (1/8")
Shiplapping	25 mm (1")
No load speed (RPM)	12,000
Dimensions (L x W x H)	w/ BL1830B / BL1840B / BL1850B / BL1860B: 366 x 156 x 166 mm (14-3/8 x 6-1/8 x 6-1/2")
Net weight	3.3 - 3.6 kg (7.3 - 7.9 lbs.)



Planer blade, Blade gauge, Guide rule, Depth guide, Socket wrench, Sharpening holder assembly (for resharpenable blade), Wireless unit (country-specific), Battery, Charger

DKP180 Cordless Planer 18V

18V LXT Li-Ion Cordless 82 mm (3-1/4") Planer



Planing width	82 mm (3-1/4")
Planing depth	2.0 mm (5/64")
Shiplapping	9 mm (11/32")
No load speed (RPM)	15,000
Dimensions (L x W x H)	w/ BL1830B / BL1840B / BL1850B / BL1860B: 333 x 157 x 160 mm (13-1/8 x 6-3/16 x 6-5/16")
Net weight	3.2 - 3.5 kg (7.1 - 7.9 lbs.)



Planer blade, Blade gauge, Guide rule, Socket wrench, Dust nozzle

1805N Power Planer

155 mm (6-1/8") 1,140 W Power Planer



Continuous rating Input	1,140W
Planing Width	155 mm (6-1/8")
Planing Depth	2 mm (1/16")
No Load Speed (RPM)	15,000
Overall length	445 mm (17-1/2")
Net weight	7.9 kg (17.3 lbs.)
Power supply cord	5.0 m (16.4 ft)



Sharpening holder assembly, Blade gauge, Socket wrench, Planer blade

1804N Power Planer

136 mm (5-3/8") 960 W Power Planer



Continuous rating Input	960W
Planing Width	136 mm (5-3/8")
Planing Depth	3 mm (1/8")
No Load Speed (RPM)	16,000
Overall length	445 mm (17-1/2")
Net weight	7.9 kg (17.4 lbs.)
Power supply cord	5.0 m (16.4 ft)



Sharpening holder assembly, Blade gauge, Socket wrench, Planer blade

1911B Power Planer

110 mm (4-3/8") 840 W Power Planer



Continuous rating Input	840W
Planing Width	110 mm (4-3/8")
Planing Depth	2 mm (1/16")
No Load Speed (RPM)	16,000
Overall length	355 mm (14")
Net weight	4.1 kg (9.1 lbs.)
Power supply cord	5.0 m (16.4 ft)



Sharpening holder assembly, Blade gauge, Socket wrench, Planer blade

Milling/Planing

KP0810C Power Planer

82 mm (3-1/4") 1,050 W Power Planer



Continuous rating Input	1,050W
Planing Width	82 mm (3-1/4")
Planing Depth	4 mm (5/32")
Shiplapping	25 mm (1")
No Load Speed (RPM)	12,000
Dimensions (L x W x H)	290 x 168 x 176 mm (11-3/8 x 6-5/8 x 6-15/16")
Net weight	3.4 kg (7.5 lbs.)
Power supply cord	2.5 m (8.2 ft)



Blade gauge, Depth guide, Guide rule, Planer blade, Socket wrench

KP0810 Power Planer

82 mm (3-1/4") 850 W Power Planer



Continuous rating Input	850W
Planing Width	82 mm (3-1/4")
Planing Depth	4 mm (5/32")
Shiplapping	25 mm (1")
No Load Speed (RPM)	16,000
Dimensions (L x W x H)	290 x 168 x 176 mm (11-3/8 x 6-5/8 x 6-15/16")
Net weight	3.3 kg (7.3 lbs.)
Power supply cord	2.5 m (8.2 ft)



Blade gauge, Depth guide, Guide rule, Planer blade, Socket wrench

1100 Power Planer

82 mm (3-1/4") 750 W Power Planer



Continuous rating Input	750W
Planing Width	82 mm (3-1/4")
Planing Depth	3 mm (1/8")
Shiplapping	20 mm (3/4")
No Load Speed (RPM)	18,000
Overall length	415 mm (16-3/8")
Net weight	5.1 kg (11.2 lbs.)
Power supply cord	5.0 m (16.4 ft)



Sharpening holder assembly, Blade gauge, Socket wrench, Planer blade, Guide rule

KP0800 Power Planer

82 mm (3-1/4") 620 W Planer



Continuous rating Input	620W
Planing Width	82 mm (3-1/4")
Planing Depth	2.5 mm (3/32")
Shiplapping	9 mm (11/32")
No Load Speed (RPM)	17,000
Dimensions (L x W x H)	285 x 158 x 158 mm (11-1/4 x 6-1/4 x 6-1/4")
Net weight	2.8 kg (6.2 lbs.)
Power supply cord	2.5 m (8.2 ft)



Planer blade, Blade gauge, Guide rule, Socket wrench, Dust nozzle

1600 Power Planer

80 mm (3-1/8") 750 W Power Planer



Continuous rating Input	750W
Planing Width	80 mm (3-1/8")
Planing Depth	3 mm (1/8")
No Load Speed (RPM)	16,000
Overall length	375 mm (14-3/4")
Net weight	5.3 kg (11.8 lbs.)
Power supply cord	5.0 m (16.4 ft)



Sharpening holder assembly, Triangular rule, Socket wrench, Planer blade

KP312S Planer

312 mm (12-1/4") 2,200 W Planer



Continuous rating Input	2,200W
Planing Width	312 mm (12-1/4")
Cutting depth	Cutting width 0-150 mm: 3.5 mm (1/8") Cutting width 150-240 mm: 2.0 mm (1/16") Cutting width 240-312 mm: 1.5 mm (1/16")
No Load Speed (RPM)	12,000
Overall length	551 mm (21-3/4")
Net weight	18.4 kg (40.6 lbs.)
Power supply cord	10 m (33 ft)



Triangular rule, Nozzle, Joint, Wrench

KP312 Planer

312 mm (12-1/4") 1,700 W Planer



Continuous rating Input	1,700W
Planing Width	312 mm (12-1/4")
Cutting depth	Cutting width 0-150 mm: 3.5 mm (1/8") Cutting width 150-240 mm: 2.0 mm (1/16") Cutting width 240-312 mm: 1.5 mm (1/16")
No Load Speed (RPM)	12,000
Overall length	551 mm (21-3/4")
Net weight	18.4 kg (40.6 lbs.)
Power supply cord	10 m (33 ft)



Triangular rule, Wrench

2012NB Planer

304 mm (12") 1,650 W Planer



Continuous rating Input	1,650W
Planing Width	304 mm (12")
Cutting depth	Cutting width 0-150 mm: 3 mm (1/8") Cutting width 150-240 mm: 1.5 mm (1/16")
Feed rate/min.	8.5 m (27.9 ft)
Table Size (L x W)	771 x 304 mm (30-3/8 x 12")
No Load Speed (RPM)	8,500
Dimensions (L x W x H)	483 x 771 x 401 mm (19 x 30-3/8 x 15-13/16")
Net weight	27.1 - 27.6 kg (59.7 - 60.9 lbs.)
Power supply cord	2.5 m (8.2 ft)



Socket wrench, Hex wrench, Magnetic holder

Milling/Planing

PC5000C Concrete Planer

125 mm (5") 1,400 W Concrete Planer



Continuous rating Input	1,400W
Wheel Diameter	125 mm (5")
Hole Diameter	22.23 mm (7/8")
No Load Speed (RPM)	10,000
Dimensions (L x W x H)	437 x 235 x 195 mm (17-1/8 x 9-1/4 x 7-5/8")
Net weight	4 kg (8.9 lbs.)
Power supply cord	5.0 m (16.4 ft)



Offset diamond wheel, Lock nut wrench, Hex wrench, Dust bag, Brush set

PC5001C Concrete Planer

125 mm (5") 1,400 W Concrete Planer



Continuous rating Input	1,400W
Wheel Diameter	125 mm (5")
Hole Diameter	22.23 mm (7/8")
No Load Speed (RPM)	10,000
Dimensions (L x W x H)	479 x 182 x 195 mm (18-13/16 x 7-1/8 x 7-5/8")
Net weight	4 kg (8.9 lbs.)
Power supply cord	5 m (16.4 ft)



Offset diamond wheel, Lock nut wrench, Hex wrench, Dust bag, Brush set

PC5010C Concrete Planer

125 mm (5") 1,400 W SJS II Variable Speed Concrete Planer



Continuous rating Input	1,400W
Wheel Diameter	125 mm (5")
Hole Diameter	22.23 mm (7/8")
No Load Speed (RPM)	4,000 - 9,000
Dimensions (L x W x H)	350 x 231 x 179 mm (13-3/4 x 9-1/8 x 7")
Net weight	2.5 - 3.6 kg (5.5 - 7.9 lbs.)
Power supply cord	4.0 m (13.1 ft)



Offset diamond wheel, Lock nut wrench

1002BA Curved Planer

110 mm (4-3/8") 1,050 W Curved Planer



Continuous rating Input	1,050W
Planing Width	110 mm (4-3/8")
Planing Depth	4 mm (5/32")
Max curved radial cuts	Concave: 300 mm (11-13/16")
No Load Speed (RPM)	15,000
Overall length	339 mm (13-5/16")
Net weight	5.2 kg (11.4 lbs.)
Power supply cord	5.0 m (16.4 ft)



Sharpening holder assembly, Blade gauge, Socket wrench, Planer blade

3501N Groove Cutter

120 mm (4-3/4") 1,160 W Groove Cutter



Continuous rating Input	1,160W
Max cutter blade size	Diameter x Width: 120 x 36 mm (4-3/4 x 1-3/8")
Max cutting depth	Cutter / Cutter: 30 mm (1-1/8") / 65 mm (2-1/2")
No Load Speed (RPM)	6,500
Overall length	365 mm (14-3/8")
Net weight	7.2 kg (15.8 lbs.)
Power supply cord	5.0 m (16.4 ft)



Shiplapping scale, Rip fence (Guide rule), Dressing stone, Wrench x2, Saw blade, Screwdriver, Cutter blade

DCO181 Cordless Cut-Out Tool

18V

18V LXT BL AWS Cordless 6.35 mm (1/4") Cut-Out Tool



Collet capacity	3, 6 mm or 1/8, 1/4"
No Load Speed (RPM)	32,000
Circumference of grip portion	210 mm (8-1/4")
Dimensions (L x W x H)	w/ BL1815N / BL1820B: 293 x 79 x 117 mm (11-1/2 x 3-1/8 x 4-5/8") w/ BL1830B / BL1840B / BL1850B / BL1860B: 311 x 79 x 117 mm (12-1/4 x 3-1/8 x 4-5/8")
Net weight	1.4 - 1.7 kg (3.1 - 3.7 lbs.)



Drywall guide bit, Collet cone, Dust collection cover, Wrench, Battery, Charger

DCO180 Cordless Cut-Out Tool

18V

18V LXT Li-Ion Cordless 6.35 mm (1/4") Cut-Out Tool



Collet capacity	3.18, 6.35 mm or 1/8, 1/4"
No Load Speed (RPM)	30,000
Dimensions (L x W x H)	296 x 77 x 118 mm (11-5/8 x 3 x 4-5/8")
Net weight	1.5 - 1.8 kg (3.3 - 4 lbs.)



Diamond wheel, Collet nut, Collet cone, Collet sleeve, Wrench, Wrench holder

3706 Cut-out Tool

6.35 mm (1/4") 550 W Cut-Out Tool



Continuous rating Input	550W
Collet capacity	3.18, 6.35 mm or 1/8, 1/4"
No Load Speed (RPM)	32,000
Overall height	250 mm (9-7/8")
Net weight	1.1 kg (2.4 lbs.)
Power supply cord	3.0 m (10 ft)



Drywall guide bit, Collet nut, Collet cone, Collet sleeve, Wrench, Wrench holder

Milling/Planing

RT001G

Cordless Trimmer

40V max

40Vmax XGT BL AWS Cordless 6 / - / 8 / - mm (- / 1/4 / - / 3/8") Variable Speed Trimmer with Twin LED Lights



Collet size	6/ N/A/ 8/ N/A mm (N/A/ 1/4/ N/A/ 3/8")
No Load Speed (RPM)	10,000 - 31,000
Plunge capacity	w/ Trimmer base: 0 - 40 mm (0 - 1-9/16") w/ Plunge base: 0 - 35 mm (0 - 1-3/8")
Dimensions (L x W x H)	Plastic type, w/ BL4020 / BL4025: 126 x 90 x 245 mm (5 x 3-1/2 x 9-5/8") Plastic type, w/ BL4040: 141 x 90 x 251 mm (5-9/16 x 3-1/2 x 9-7/8") Aluminum type, w/ BL4020 / BL4025: 126 x 89 x 245 mm (5 x 3-1/2 x 9-5/8") Aluminum type, w/ BL4040: 141 x 89 x 251 mm (4-7/8 x 3-1/2 x 9-7/8")
Net weight	2.2 - 2.5 kg (4.9 - 5.5 lbs.)

XGT BL AWS XPT



Collet cone, Trimmer base assembly, Straight guide, Templet guide (country-specific), Wrench, Trimmer guide (country-specific), Dust nozzle, Tilt base assembly (country-specific), Offset base assembly (country-specific), Plunge base assembly (country-specific), Battery, Charger

RT0702C

Trimmer

6 / - / 8 / - mm (- / 1/4 / - / 3/8") 710 W Variable Speed Trimmer with Anti-Restart Function



Continuous rating Input	710W
Collet size	6.0/ N/A/ 8.0/ N/A mm (N/A/ 1/4/ N/A/ 3/8")
Base inner	30 mm (1-3/16")
No Load Speed (RPM)	10,000 - 34,000
Plunge capacity	w/ Trimmer base: 0 - 40 mm (0 - 1-9/16") w/ Plunge base: 0 - 35 mm (0 - 1-3/8")
Dimensions (L x W x H)	89 x 89 x 210 mm (3-1/2 x 3-1/2 x 8-1/4")
Net weight	1.8 - 2.8 kg (4.0 - 6.2 lbs.)
Power supply cord	2.5 m (8.2 ft)



Trimmer base assembly, Straight guide assembly, Wrench, Tilt base assembly (country-specific), Offset base assembly (country-specific), Plunge base assembly (country-specific), Trimmer guide (country-specific), Collet cone, Grip (country-specific), Side grip (country-specific), Dust nozzle (country-specific), Straight bit (country-specific)

DRT50

Cordless Trimmer

18V

18V LXT BL Brushless Cordless 6 / - / 8 / - mm (- / 1/4 / - / 3/8") Variable Speed Trimmer with Dual LED Lights



Collet size	6/ N/A/ 8/ N/A mm (N/A/ 1/4/ N/A/ 3/8")
Base inner	30 mm (1-3/16")
No Load Speed (RPM)	10,000 - 30,000
Plunge capacity	w/ Trimmer base: 0 - 40 mm (0 - 1-9/16") w/ Plunge base: 0 - 35 mm (0 - 1-3/8")
Dimensions (L x W x H)	w/ BL1815N / BL1820B: 134 x 89 x 208 mm (5-1/4 x 3-1/2 x 8-1/8") w/ BL1830B / BL1840B / BL1850B / BL1860B: 134 x 89 x 226 mm (5-1/4 x 3-1/2 x 8-7/8")
Net weight	1.8 - 2.1 kg (3.9 - 4.6 lbs.)

LXT BL



Collet cone, Trimmer base assembly, Straight guide assembly, Templet guide, Wrench x2, Trimmer guide, Battery, Charger

RT0700C

Trimmer

6 / - / 8 / - mm (- / 1/4 / - / 3/8") 710 W Variable Speed Trimmer



Continuous rating Input	710W
Collet size	6/ N/A/ 8/ N/A mm (N/A/ 1/4/ N/A/ 3/8")
Base inner	30 mm (1-3/16")
No Load Speed (RPM)	10,000 - 30,000
Dimensions (L x W x H)	89 x 89 x 200 mm (3-1/2 x 3-1/2 x 7-7/8")
Net weight	1.8 - 2.7 kg (3.9 - 6 lbs.)
Power supply cord	2.5 m (8.2 ft)



Collet cone, Trimmer base assembly, Straight guide assembly, Templet guide, Wrench x2, Dust nozzle (country-specific), Tilt base assembly (country-specific), Plunge base assembly (country-specific), Offset base assembly (country-specific)

3712

Trimmer

6 / - mm (- / 1/4") 530 W Tilt Base Trimmer



Continuous rating Input	530W
Collet size	6/ N/A mm (N/A/ 1/4")
Base inner	28 mm (1-1/8")
No Load Speed (RPM)	32,000
Plunge capacity	0 - 42 mm (0 - 1-5/8")
Dimensions (L x W x H)	102 x 122 x 314 mm (4 x 4-13/16 x 12-3/8")
Net weight	1.7 kg (3.7 lbs.)
Power supply cord	2.5 m (8.2 ft)



Collet cone, Trimmer guide, Straight guide assembly, Templet guide, Straight bit, Chip deflector, Wrench

3711

Trimmer

6 / - mm (- / 1/4") 530 W Fixed Base Trimmer



Continuous rating Input	530W
Collet size	6/ N/A mm (N/A/ 1/4")
Base inner	35 mm (1-3/8")
No Load Speed (RPM)	32,000
Plunge capacity	0 - 42 mm (0 - 1-5/8")
Dimensions (L x W x H)	82 x 90 x 211 mm (3-1/4 x 3-1/2 x 8-5/16")
Net weight	1.5 kg (3.3 lbs.)
Power supply cord	2.5 m (8.2 ft)



Collet cone, Trimmer guide, Straight guide assembly, Templet guide, Straight bit, Chip deflector, Wrench

3710

Trimmer

6 / - mm (- / 1/4") 530 W Tilt Base Trimmer



Continuous rating Input	530W
Collet size	6/ N/A mm (N/A/ 1/4")
Base inner	28 mm (1-1/8")
No Load Speed (RPM)	30,000
Dimensions (L x W x H)	102 x 122 x 302 mm (4 x 4-13/16 x 11-7/8")
Net weight	1.5 kg (3.3 lbs.)
Power supply cord	2.5 m (8.2 ft)



Collet cone, Trimmer guide, Straight guide assembly, Templet guide, Straight bit, Wrench x2

3709

Trimmer

6 / - mm (- / 1/4") 530 W Fixed Base Trimmer



Continuous rating Input	530W
Collet size	6/ N/A mm (N/A/ 1/4")
Base inner	35 mm (1-3/8")
No Load Speed (RPM)	30,000
Dimensions (L x W x H)	82 x 90 x 199 mm (3-1/4 x 3-1/2 x 7-7/8")
Net weight	1.5 kg (3.3 lbs.)
Power supply cord	2.5 m (8.2 ft)



Collet cone, Trimmer guide, Straight guide assembly, Templet guide, Straight bit, Chip deflector, Wrench x2

N3701

Trimmer

6 / - mm (- / 1/4") 440 W Trimmer



Continuous rating Input	440W
Collet size	6 / N/A mm (N/A / 1/4")
Base inner	35 mm (1-3/8")
No Load Speed (RPM)	30,000
Overall height	181 mm (7-1/8")
Net weight	1.6 kg (3.4 lbs.)
Power supply cord	2.5 m (8.2 ft)



Trimmer guide, Straight guide assembly, Templet guide, Straight bit, Wrench x2

RP2303FC

Router

12 / - mm (- / 1/2") 2,100 W Variable Speed Plunge Router with Electric Brake, Soft Start, Twin LED Lights



Continuous rating Input	2,100W
Collet size	12 / N/A mm (N/A / 1/2")
Plunge capacity	0 - 70 mm (0 - 2-3/4")
Base dia.	170 x 155 mm (6-11/16 x 6-1/8")
No Load Speed (RPM)	9,000 - 23,000
Dimensions (L x W x H)	155 x 294 x 327 mm (6-1/8 x 11-5/8 x 12-7/8")
Net weight	6.2 kg (13.7 lbs.)
Power supply cord	4.0 m (13.1 ft)



Straight guide, Collet sleeve, Collet cone, Wrench, Screw M6x135, Dust nozzle (country-specific), Knob (country-specific), Trimmer guide (country-specific), Straight bit (country-specific), Templet guide (country-specific)

RP2302FC

Router

12 / - mm (- / 1/2") 2,300 W Variable Speed Plunge Router with Soft Start, Twin LED Lights



Continuous rating Input	2,300W
Collet size	12 / N/A mm (N/A / 1/2")
Plunge capacity	0 - 70 mm (0 - 2-3/4")
Base dia.	170 x 155 mm (6-11/16 x 6-1/8")
No Load Speed (RPM)	9,000 - 23,000
Dimensions (L x W x H)	155 x 294 x 327 mm (6-1/8 x 11-5/8 x 12-7/8")
Net weight	6.2 kg (13.7 lbs.)
Power supply cord	4.0 m (13.1 ft)



Straight guide, Collet sleeve, Collet cone, Wrench, Screw M6x135, Dust nozzle (country-specific), Knob (country-specific), Trimmer guide (country-specific), Straight bit (country-specific), Templet guide (country-specific)

RP2300FC

Router

6 / - / 8 / 10 / 12 mm (- / 1/4 / 3/8 / - / 1/2") 2,300 W Variable Speed Plunge Router with Soft Start, Dual LED Lights



Continuous rating Input	2,300W
Collet size	6 / N/A / 8 / 10 / 12 mm (N/A / 1/4 / 3/8 / N/A / 1/2")
Plunge capacity	0 - 70 mm (0 - 2-3/4")
Base inner	62 mm (2-7/16")
No Load Speed (RPM)	9,000 - 22,000
Dimensions (L x W x H)	155 x 294 x 312 mm (6-1/8 x 11-5/8 x 12-1/4")
Net weight	6.1 kg (13.5 lbs.)
Power supply cord	4.0 m (13.1 ft)



Straight guide, Collet cone, Wrench, Screw M6x135

RP2301FC

Router

6 / - / 8 / 10 / 12 mm (- / 1/4 / 3/8 / - / 1/2") 2,100 W Variable Speed Plunge Router with Electric Brake, Soft Start, Dual LED Lights



Continuous rating Input	2,100W
Collet size	6 / N/A / 8 / 10 / 12 mm (N/A / 1/4 / 3/8 / N/A / 1/2")
Plunge capacity	0 - 70 mm (0 - 2-3/4")
Base inner	62 mm (2-7/16")
No Load Speed (RPM)	9,000 - 22,000
Dimensions (L x W x H)	155 x 294 x 312 mm (6-1/8 x 11-5/8 x 12-1/4")
Net weight	6.1 kg (13.5 lbs.)
Power supply cord	4.0 m (13.1 ft)



Straight guide, Collet cone, Wrench, Screw M6x135

RP1802F

Router

12 / - mm (- / 1/2") 1,850 W Plunge Router with Soft Start, Twin LED Lights



Continuous rating Input	1,850W
Collet size	12 / N/A mm (N/A / 1/2")
Plunge capacity	0 - 70 mm (0 - 2-3/4")
Base dia.	170 x 155 mm (6-11/16 x 6-1/8")
No Load Speed (RPM)	23,000
Dimensions (L x W x H)	155 x 294 x 312 mm (6-1/8 x 11-5/8 x 12-1/4")
Net weight	6.2 kg (13.7 lbs.)
Power supply cord	4.0 m (13.1 ft)



Straight guide, Collet sleeve, Collet cone, Wrench, Dust nozzle (country-specific), Knob (country-specific), Trimmer guide (country-specific), Straight bit (country-specific), Templet guide (country-specific)

RP1802

Router

12 / - mm (- / 1/2") 1,850 W Plunge Router with Soft Start



Continuous rating Input	1,850W
Collet size	12 / N/A mm (N/A / 1/2")
Plunge capacity	0 - 70 mm (0 - 2-3/4")
Base dia.	170 x 155 mm (6-11/16 x 6-1/8")
No Load Speed (RPM)	23,000
Dimensions (L x W x H)	155 x 294 x 312 mm (6-1/8 x 11-5/8 x 12-1/4")
Net weight	6.2 kg (13.7 lbs.)
Power supply cord	4.0 m (13.1 ft)



Straight guide, Collet sleeve, Collet cone, Wrench, Dust nozzle (country-specific), Knob (country-specific), Trimmer guide (country-specific), Straight bit (country-specific), Templet guide (country-specific)

RP1803F

Router

12 / - mm (- / 1/2") 1,650 W Plunge Router with Electric Brake, Soft Start, Twin LED Lights



Continuous rating Input	1,650W
Collet size	12 / N/A mm (N/A / 1/2")
Plunge capacity	0 - 70 mm (0 - 2-3/4")
Base dia.	170 x 155 mm (6-11/16 x 6-1/8")
No Load Speed (RPM)	22,000
Dimensions (L x W x H)	155 x 294 x 312 mm (6-1/8 x 11-5/8 x 12-1/4")
Net weight	6.2 kg (13.7 lbs.)
Power supply cord	4.0 m (13.1 ft)



Straight guide, Collet sleeve, Collet cone, Wrench, Dust nozzle (country-specific), Knob (country-specific), Trimmer guide (country-specific), Straight bit (country-specific), Templet guide (country-specific)

Milling/Planing

RP1803

Router

12 / - mm (- / 1/2") 1,650 W Plunge Router with Electric Brake, Soft Start



Continuous rating Input	1,650W
Collet size	12/ N/A mm (N/A/ 1/2")
Plunge capacity	0 - 70 mm (0 - 2-3/4")
Base dia.	170 x 155 mm (6-11/16 x 6-1/8")
No Load Speed (RPM)	22,000
Dimensions (L x W x H)	155 x 294 x 312 mm (6-1/8 x 11-5/8 x 12-1/4")
Net weight	6.2 kg (13.7 lbs.)
Power supply cord	4.0 m (13.1 ft)



Straight guide, Collet sleeve, Collet cone, Wrench, Dust nozzle (country-specific), Knob (country-specific), Trimmer guide (country-specific), Straight bit (country-specific), Templet guide (country-specific)

RP1800F

Router

6 / - / 8 / 10 / 12 mm (- / 1/4 / 3/8 / - / 1/2") 1,850 W Plunge Router with Dual LED Lights



Continuous rating Input	1,850W
Collet size	6/ N/A/ 8/ 10/ 12 mm (N/A/ 1/4/ 3/8/ N/A/ 1/2")
Plunge capacity	0 - 70 mm (0 - 2-3/4")
Base dia.	170 mm (6-11/16")
Base inner	62 mm (2-7/16")
No Load Speed (RPM)	22,000
Dimensions (L x W x H)	155 x 294 x 312 mm (6-1/8 x 11-5/8 x 12-1/4")
Net weight	6 kg (13.2 lbs.)
Power supply cord	4.0 m (13.1 ft)



Straight guide, Collet cone, Wrench, Screw M6x135

RP1800

Router

6 / - / 8 / 10 / 12 mm (- / 1/4 / 3/8 / - / 1/2") 1,850 W Plunge Router



Continuous rating Input	1,850W
Collet size	6/ N/A/ 8/ 10/ 12 mm (N/A/ 1/4/ 3/8/ N/A/ 1/2")
Plunge capacity	0 - 70 mm (0 - 2-3/4")
Base dia.	170 mm (6-11/16")
Base inner	62 mm (2-7/16")
No Load Speed (RPM)	22,000
Dimensions (L x W x H)	155 x 294 x 312 mm (6-1/8 x 11-5/8 x 12-1/4")
Net weight	6 kg (13.2 lbs.)
Power supply cord	4.0 m (13.1 ft)



Straight guide, Collet cone, Wrench, Screw M6x135

RP1801F

Router

6 / - / 8 / 10 / 12 mm (- / 1/4 / 3/8 / - / 1/2") 1,650 W Plunge Router with Electric Brake, Dual LED Lights



Continuous rating Input	1,650W
Collet size	6/ N/A/ 8/ 10/ 12 mm (N/A/ 1/4/ 3/8/ N/A/ 1/2")
Plunge capacity	0 - 70 mm (0 - 2-3/4")
Base dia.	170 mm (6-11/16")
Base inner	62 mm (2-7/16")
No Load Speed (RPM)	22,000
Dimensions (L x W x H)	155 x 294 x 312 mm (6-1/8 x 11-5/8 x 12-1/4")
Net weight	6 kg (13.2 lbs.)
Power supply cord	4.0 m (13.1 ft)



Straight guide, Collet cone, Wrench, Screw M6x135

RP1801

Router

12 / - mm (- / 1/2") 1,650 W Plunge Router with Electric Brake



Continuous rating Input	1,650W
Collet size	6/ N/A/ 8/ 10/ 12 mm (N/A/ 1/4/ 3/8/ N/A/ 1/2")
Plunge capacity	0 - 70 mm (0 - 2-3/4")
Base dia.	170 mm (6-11/16")
Base inner	62 mm (2-7/16")
No Load Speed (RPM)	22,000
Dimensions (L x W x H)	155 x 294 x 312 mm (6-1/8 x 11-5/8 x 12-1/4")
Net weight	6 kg (13.2 lbs.)
Power supply cord	4.0 m (13.1 ft)



Straight guide, Collet cone, Wrench, Screw M6x135

3600H

Router

6 / - / 8 / 10 / 12 mm (- / 1/4 / 3/8 / - / 1/2") 1,500 W D-Handle Router



Continuous rating Input	1,500W
Collet size	6/ N/A/ 8/ 10/ 12 mm (N/A/ 1/4/ 3/8/ N/A/ 1/2")
Base dia.	160 mm (6-1/4")
Base inner	40 mm (1-9/16")
No Load Speed (RPM)	24,000
Overall height	210 mm (8-1/4")
Net weight	4.4 kg (9.8 lbs.)
Power supply cord	5.0 m (16.4 ft)



Trimmer guide, Straight guide assembly, Templet guide, Collet sleeve, Wrench, Straight bit

RP1101

Router

- / - mm (1/4 / 1/2") 1,250 W Variable Speed Plunge Router with Soft Start



Continuous rating Input	1,250W
Collet size	N/A/ N/A mm (1/2/ 1/4")
Plunge capacity	0 - 66 mm (2 - 19/32")
Base inner	30.5 mm (1-3/16")
No Load Speed (RPM)	8,000 - 24,000
Overall height	291 mm (11-1/2")
Net weight	4.3 kg (9.4 lbs.)
Power supply cord	2.5 m (8.2 ft)



Collet cone, Wrench x3

RD1101

Router

- / - mm (1/4 / 1/2") 1,100 W Variable Speed D-Handle Router with Soft Start



Continuous rating Input	1,100W
Collet size	N/A/ N/A mm (1/2/ 1/4")
Plunge capacity	0 - 55 mm (0 - 2-3/16")
Base inner	30.5 mm (1-3/16")
No Load Speed (RPM)	8,000 - 24,000
Overall height	223 mm (8-3/4")
Net weight	3.4 kg (7.4 lbs.)
Power supply cord	2.5 m (8.2 ft)



Collet cone, Wrench x2

Milling/Planing

RF1101

Router

6 / - / 8 mm (1/4 / 1/2") 1,100 W Variable Speed Router with Soft Start



Continuous rating Input	1,100W
Collet size	N/A/ N/A mm (1/2/ 1/4")
Plunge capacity	0 - 55 mm (0 - 2-3/16")
Base inner	30.5 mm (1-3/16")
No Load Speed (RPM)	8,000 - 24,000
Overall height	223 mm (8-3/4")
Net weight	3.3 kg (7.3 lbs.)
Power supply cord	2.5 m (8.2 ft)



Collet cone, Wrench x2

3601B

Router

6 / - / 8 / 10 / 12 mm (- / 1/4 / 3/8 / - / 1/2") 930 W D-Handle Router



Continuous rating Input	930W
Collet size	6/ N/A/ 8/ 10/ 12 mm (N/A/ 1/4/ 3/8/ N/A/ 1/2")
Base inner	40 mm (1-9/16")
No Load Speed (RPM)	23,000
Overall height	190 mm (7-1/2")
Net weight	3.6 kg (7.9 lbs.)
Power supply cord	5.0 m (16.4 ft)



Straight guide, Trimmer guide, Templet guide, Straight bit, Collet sleeve, Wrench x2

RP1111C

Router

6 / - / 8 mm (- / 1/4 / -") 1,100 W Variable Speed Plunge Router with Soft Start



Continuous rating Input	1,100W
Collet size	6/ N/A/ 8 mm (N/A/ 1/4/ N/A")
Plunge capacity	0 - 57 mm (0 - 2-1/4")
No Load Speed (RPM)	8,000 - 27,500
Dimensions (L x W x H)	110 x 269 x 260 mm (4-5/16 x 10-5/8 x 10-1/4")
Net weight	3.3 kg (7.3 lbs.)
Power supply cord	4.0 m (13.1 ft)



Templet guide, Straight guide, Nozzle, Dust nozzle, Wrench, Collet cone

RP1110C

Router

6 / - / 8 mm (- / 1/4 / -") 1,100 W Variable Speed Plunge Router with Soft Start



Continuous rating Input	1,100W
Collet size	6/ N/A/ 8 mm (N/A/ 1/4/ N/A")
Plunge capacity	0 - 57 mm (2 - 1/4")
Base inner	64 mm (2-1/2")
No Load Speed (RPM)	8,000 - 24,000
Dimensions (L x W x H)	110 x 269 x 260 mm (4-5/16 x 10-5/8 x 10-1/4")
Net weight	3.4 kg (7.5 lbs.)
Power supply cord	4.0 m (13.1 ft)



Templet guide, Straight guide, Nozzle, Dust nozzle, Wrench x2

RP0910

Router

6 / - / 8 mm (- / 1/4 / -") 900 W Plunge Router



Continuous rating Input	900W
Collet size	6/ N/A/ 8 mm (N/A/ 1/4/ N/A")
Plunge capacity	0 - 57 mm (2 - 1/4")
Base inner	64 mm (2-1/2")
No Load Speed (RPM)	27,000
Dimensions (L x W x H)	110 x 269 x 260 mm (4-5/16 x 10-5/8 x 10-1/4")
Net weight	3.3 kg (7.3 lbs.)
Power supply cord	4.0 m (13.1 ft)



Templet guide, Straight guide, Nozzle, Dust nozzle, Wrench x2

RP0900

Router

6 / - / 8 mm (- / 1/4 / -") 900 W Plunge Router



Continuous rating Input	900W
Collet size	6/ N/A/ 8 mm (N/A/ 1/4/ N/A")
Plunge capacity	0 - 35 mm (0 - 1-3/8")
Base inner	64 mm (2-1/2")
No Load Speed (RPM)	27,000
Dimensions (L x W x H)	110 x 256 x 217 mm (4-5/16 x 10-3/32 x 8-17/32")
Net weight	2.7 kg (6 lbs.)
Power supply cord	2.5 m (8.2 ft)



Straight guide, Straight bit, Collet cone, Wrenches

4403

Sash Router

6 / - mm (- / 1/4") 530 W Sash Router



Continuous rating Input	530W
Collet size	6/ N/A mm (N/A/ 1/4")
Max width of work	123 mm (4-7/8")
Max width of work (45°)	77 mm (3")
Max height of work	185 mm (7-1/4")
Transverse travel of table (bed)	113 mm (4-1/2")
Longitudinal travel of table (bed)	73 mm (2-7/8")
No Load Speed (RPM)	30,000
Dimensions (L x W x H)	327 x 350 x 355 mm (12-7/8 x 13-13/16 x 14")
Net weight	16 kg (35.3 lbs.)
Power supply cord	2.5 m (8.2 ft)



Sash router bit (drill point), Angle gauge, Wrench x2, Oil supply (country-specific), Collet cone

7104L

Chain Mortiser

1,140 W Chain Mortiser



Continuous rating Input	1,140W
Capacity	Max hole width: 130 mm (5-1/8") Max hole depth: 155 mm (6-1/8")
No Load Speed (RPM)	3,200
Dimensions (L x W x H)	512 x 298 x 513 mm (20-3/16 x 11-3/4 x 20-1/4")
Net weight	17.8 - 18.2 kg (39.4 - 40.1 lbs.)
Power supply cord	5.0 m (16.4 ft)









Cutter chain, Sharpening holder assembly, Oil supply 100 mL, Wrench

PRODUCTS

Fastening/Fixing



-  Brake
-  Torque Setting 6
-  Depth Adjustment
-  Sequential and Bump-fire
-  Wire Collated Nail
-  Sheet Collated Nail
-  Inlet Filter
-  Auto Firing Stop
-  Built-in Job Light
-  Carrying Case

Fastening/Fixing

DRV250 Cordless Rivet Gun 18V

18V LXT BL Brushless Cordless Rivet Gun



Pulling force	20 kN (4,500 lbs.)
Stroke	30 mm (1-3/16")
Rivet diameter range	2.4 - 6.4 mm (3/32 - 1/4")
Center height	26 mm (1")
Work amount (pcs)	w/ BL1860B: 1,900 w/ BL1850B: 1,600 w/ BL1820(B): 650
Dimensions (L x W x H)	w/ BL1815N / BL1820B: 323 x 80 x 270 mm (12-3/4 x 3-1/8 x 10-5/8") w/ BL1830B / BL1840B / BL1850B / BL1860B: 323 x 80 x 287 mm (12-3/4 x 3-1/8 x 11-1/4")
Net weight	2.1 - 2.4 kg (4.6 - 5.3 lbs.)



Hook, Grease, Accessory set, Battery, Charger

DRV150 Cordless Rivet Gun 18V

18V LXT BL Brushless Cordless Rivet Gun



Pulling force	10 kN (2,200 lbs.)
Stroke	25 mm (1")
Rivet diameter range	2.4 - 4.8 mm (3/32 - 3/16")
Center height	26 mm (1")
Work amount (pcs)	w/ BL1860B: 2,800 w/ BL1850B: 2,300 w/ BL1820(B): 950
Dimensions (L x W x H)	w/ BL1815N / BL1820B: 313 x 80 x 270 mm (12-3/8 x 3-1/8 x 10-5/8") w/ BL1830B / BL1840B / BL1850B / BL1860B: 313 x 80 x 287 mm (12-3/8 x 3-1/8 x 11-1/4")
Net weight	1.9 - 2.2 kg (4.2 - 4.9 lbs.)



Hook, Grease, Accessory set, Battery, Charger

DTR181 Cordless Rebar Tying Tool 18V

18V LXT BL Brushless Cordless Rebar Tying Tool



Applicable rebars	D16 x D16 - [D13 x 2] x [D16 x 2]
Applicable tie wire	Annealed wire: 21 Ga (0.8 mm) Galvanized wire: 21 Ga (0.8 mm) Poly coated wire: 20 Ga (0.9 mm)
Dimensions (L x W x H)	w/ BL1815N / BL1820B: 317 x 93 x 301 mm (12-1/2 x 3-5/8 x 11-7/8") w/ BL1830B / BL1840B / BL1850B / BL1860B: 317 x 93 x 318 mm (12-1/2 x 3-5/8 x 12-1/2")
Net weight	2.4 - 2.7 kg (5.3 - 6.0 lbs.)



Nylon brush, Hex wrench, Hook, + Screw, Battery, Charger

DTR180 Cordless Rebar Tying Tool 18V

18V LXT BL Brushless Cordless Rebar Tying Tool



Tie wire	Dia. 0.8 mm
Applicable rebars	D10 x D10 - [D13 x 2] x [D13 x 2]
Dimensions (L x W x H)	w/ BL1815N / BL1820B: 304 x 93 x 301 mm (12 x 3-2/3 x 11-7/8") w/ BL1830B / BL1840B / BL1850B / BL1860B: 304 x 93 x 318 mm (12 x 3-2/3 x 12-1/2")
Net weight	2.3 - 2.6 kg (5.1 - 5.7 lbs.)



Hex wrench, Hook

FN01G Cordless Brad Nailer 40V max

40Vmax XGT BL Cordless 18 Ga 40 mm (1-5/8") Brad Nailer



Capacity	Length: 15, 20, 25, 30, 35, 40 mm (5/8, 3/4, 1, 1-3/16, 1-3/8, 1-5/8") Gauge: 18 Ga
Magazine Capacity	100
Shot q'ty on a single full battery charge	w/ BL4025: 5,000
Dimensions (L x W x H)	w/ BL4020 / BL4025: 265 x 86 x 243 mm (10-3/8 x 3-3/8 x 9-9/16") w/ BL4050F: 291 x 86 x 263 mm (11-1/2 x 3-3/8 x 10-3/8")
Net weight	2.6 - 3.2 kg (5.7 - 7.1 lbs.)



Nose adapter, Hex wrench, Belt clip, Battery, Charger

DBN500 Cordless Brad Nailer 18V

18V LXT Li-Ion Cordless 18 Ga 50 mm (2") Brad Nailer



Capacity	Length: 15 - 50 mm (5/8 - 2") Gauge: 18 Ga
Magazine Capacity	110
Shot q'ty on a single full battery charge	w/ BL1840B: 1,300
Quick response (pcs per second)	1.5 - 2
Center height	28 mm (1-1/8")
Dimensions (L x W x H)	294 x 97 x 318 mm (11-5/8 x 3-13/16 x 12-1/2")
Net weight	3.2 - 3.5 kg (7.05 - 7.72 lbs.)



Charger, Battery, Nose adapter, Hex wrench, Belt clip

DFN350 Cordless Brad Nailer 18V

18V LXT Li-Ion Cordless 18 Ga 35 mm (1-3/8") Brad Nailer



Capacity	Length: 15 - 35 mm (5/8 - 1-3/8") Gauge: 18 Ga
Magazine Capacity	110
Shot q'ty on a single full battery charge	w/ BL1850B: 4,000
Dimensions (L x W x H)	w/ BL1815N / BL1820B: 240 x 79 x 228 mm (9-1/2 x 3-1/8 x 9") w/ BL1830B / BL1840B / BL1850B / BL1860B: 257 x 79 x 228 mm (10-1/8 x 3-1/8 x 9")
Net weight	2.1 - 2.4 kg (4.6 - 5.3 lbs.)



Nose adapter, Hex wrench, Belt clip, Battery, Charger

GF600 Cordless Brad Nailer 7.2V

7.2V Li-Ion Cordless 64 mm (2-1/2") Brad Nailer



Capacity	Length: 15 - 64 mm (5/8 - 2-1/2") Gauge: 16 Ga
Magazine Capacity	100
Dimensions (L x W x H)	266 x 90 x 305 mm (10-1/2 x 3-1/2 x 12")
Net weight	2.2 kg (4.8 lbs.)



Charger, Battery, Nose adapter, Wrenches, Short nail adapter

Fastening/Fixing

AF506

Pneumatic Brad Nailer

18 Ga 50 mm (2") Pneumatic Brad Nailer, Air Duster



Capacity	Length: 15 - 50 mm (5/8 - 2")
	Gauge: 18 Ga
Operating pressure	0.49 - 0.83 MPa (70 - 120 PSI)
Magazine Capacity	100
Dimensions (L x W x H)	250 x 70 x 256 mm (9-7/8 x 2-3/4 x 10-1/8")
Net weight	1.3 kg (2.9 lbs.)



Oil supply (country-specific), Nose adapter, Hook

DBN600

Cordless Finish Nailer

18V

18V LXT Li-Ion Cordless 16 Ga 64 mm (2-1/2") Finish Nailer



Capacity	Length: 25 - 64 mm (1 - 2-1/2")
	Gauge: 16 Ga
Magazine Capacity	110
Shot qty on a single full battery charge	w/ BL18408: 800
Quick response (pcs per second)	1 - 1.5
Center height	35 mm (1-3/8")
Dimensions w/o Belt clip (Length)	w/ BL1830B / BL1840B / BL1850B / BL1860B: 296 x 107 x 318 mm (11-5/8 x 4-1/4 x 12-1/2")
Dimensions w/ Belt clip (Length)	w/ BL1830B / BL1840B / BL1850B / BL1860B: 296 x 108 x 318 mm (11-5/8 x 4-1/4 x 12-1/2")
Net weight	3.4 - 3.8 kg (7.5 - 8.4 lbs.)

LXT



Nose adapter, Belt clip, Battery, Charger

AF635

Pneumatic Finish Nailer

15 GA 64 mm (2-1/2") Pneumatic Finish Nailer, Air Duster



Capacity	Length: 32 - 64 mm (1-1/4 - 2-1/2")
	Gauge: 15 Ga
Operating pressure	0.49 - 0.83 MPa (70 - 120 PSI)
Magazine Capacity	100
Dimensions (L x W x H)	339 x 100 x 309 mm (13-3/8 x 3-15/16 x 12-1/8")
Net weight	1.8 kg (4 lbs.)



Oil supply (country-specific), Nose adapter

AF601

Pneumatic Finish Nailer

16 GA 64 mm (2-1/2") Pneumatic Finish Nailer, Air Duster



Capacity	Length: 25 - 64 mm (1 - 2-1/2")
	Gauge: 16 Ga
Operating pressure	0.49 - 0.83 MPa (70 - 120 PSI)
Magazine Capacity	100
Dimensions (L x W x H)	304 x 95 x 297 mm (12 x 3-3/4 x 11-3/4")
Net weight	1.7 kg (3.8 lbs.)



Oil supply (country-specific), Nose adapter

PT001G

Cordless Pin Nailer

40V max

40Vmax XGT BL 23 GA 35 mm (1-3/8") Pin Nailer



Capacity	Length: 15, 18, 25, 30, 35 mm (5/8, 11/16, 1, 1-3/16, 1-3/8")
	Dia.: 0.6 mm (1/32") / Gauge: 23 Ga
Magazine capacity	120
Approx. work volume on a full battery charge	w/ BL4025: 6,000 shots
Dimensions (L x W x H)	w/ BL4020 / BL4025: 265 x 86 x 226 mm (10-3/8 x 3-3/8 x 8-7/8")
	w/ BL4040: 271 x 86 x 232 mm (10-5/8 x 3-3/8 x 9-1/8")
	w/ BL4050F: 291 x 86 x 253 mm (11-1/2 x 3-3/8 x 10")
Net weight	2.4 - 3.0 kg (5.3 - 6.6 lbs.)

XGT BL 40V max XPT



Nose adapter, Belt clip, Hex wrench, Battery, Charger

DPT353

Cordless Pin Nailer

18V

18V LXT Li-Ion Cordless 23 GA 35 mm (1-3/8") Pin Nailer



Capacity	Length: 15, 18, 25, 30, 35 mm (5/8, 11/16, 1, 1-3/16, 1-3/8")
	Dia.: 0.6 mm (1/32")
Magazine capacity	Gauge: 23 Ga
Dimensions (L x W x H)	257 x 79 x 226 mm (10-1/8 x 3-1/8 x 8-7/8")
Net weight	2 - 2.3 kg (4.4 - 5.1 lbs.)

LXT



Nose adapter, Belt clip, Hex wrench, Battery, Charger

PT354D

Cordless Pin Nailer

12V max

12V max CXT Li-Ion Cordless 23 GA 35 mm (1-3/8") Pin Nailer



Capacity	Length: 15, 18, 25, 30, 35 mm (5/8, 11/16, 1, 1-3/16, 1-3/8")
	Dia.: 0.6 mm (1/32")
Magazine capacity	Gauge: 23 Ga
Dimensions (L x W x H)	231 x 66 x 226 mm (9-1/8 x 2-5/8 x 8-7/8")
Net weight	1.8 - 2 kg (4 - 4.4 lbs.)

CXT



Nose adapter, Belt clip, Hex wrench, Battery, Charger

AF353

Pneumatic Pin Nailer

23 GA 35 mm (1-3/8") Pneumatic Pin Nailer, Air Duster



Capacity	Length: 15 - 35 mm (5/8 - 1-3/8")
	Gauge: 23 Ga
Magazine Capacity	130
Operating pressure	0.45 - 0.69 MPa (65 - 100 PSI)
Dimensions (L x W x H)	208 x 66 x 191 mm (8-3/16 x 2-5/8 x 7-1/2")
Net weight	0.9 kg (2 lbs.)



Oil supply (country-specific), Nose adapter, Hex wrench

Fastening/Fixing

AF201Z Pin Nailer

25 mm (1") Pin Nailer



Capacity	Length: 12 - 25 mm (15/32 - 1")
Magazine Capacity	100
Operating pressure	0.44 - 0.86 MPa (65 - 125 PSI)
Dimensions (L x W x H)	240 x 45 x 170 mm (9-1/2 x 1-3/4 x 6-3/4")
Net weight	0.9 kg (2 lbs.)

Oil supply (country-specific), Hex wrench

DST221 Cordless Stapler

18V

18V LXT Li-Ion Cordless 10 mm (3/8") Stapler



Staple	Width: 10 mm (3/8")
	Length: 10, 13, 16, 19, 22 mm (3/8, 1/2, 5/8, 3/4, 7/8")
	Gauge: 0.6 x 1.2 mm (1/32 x 1/16")
Magazine Capacity	98
Dimensions (L x W x H)	251 x 91 x 212 mm (9-7/8 x 3-5/8 x 8-3/8")
Net weight	2.1 - 2.4 kg (4.7 - 5.3 lbs.)

LXT



Hook, Battery, Charger

DST112 Cordless Stapler

18V

18V LXT Li-Ion Cordless 10 mm (3/8") RT Stapler



Staple	Width: 10 mm (3/8")
	Length: 7 - 10 mm (9/32 - 3/8")
Magazine Capacity	150 (max 160)
Shot q'ty on a single full battery charge	w/ BL1830B: 6,000
Dimensions (L x W x H)	235 x 79 x 165 mm (9-1/4 x 3-1/8 x 6-1/2")
Net weight	1.5 - 1.8 kg (3.4 - 4 lbs.)

LXT XPT



Hook, Battery, Charger

ST113D Cordless Stapler

12V max

12V max CXT Li-Ion Cordless 10 mm (3/8") RT Stapler



Staple	Width: 10 mm (3/8")
	Length: 7 - 10 mm (9/32 - 3/8")
Magazine Capacity	150 (max 160)
Dimensions (L x W x H)	211 x 81 x 159 mm (8-5/16 x 3-3/16 x 6-1/4")
Net weight	1.3 kg (2.9 lbs.)

CXT XPT



Belt clip, Battery, Charger

AN960 / AN961 Pneumatic Pallet Coil Nailer

100 mm Pneumatic Pallet Coil Nailer



Capacity	AN960: Length: 57 - 100 mm
	AN961: Length: 55 - 100 mm
Magazine Capacity	225 - 300
Operating pressure	0.49 - 0.83 MPa (71 - 120 PSI)
Dimensions (L x W x H)	338 x 153 x 418 mm (7-1/2 x 6 x 16-1/2")
Net weight	AN960: 5.1 kg (11.2 lbs.)
	AN961: 5.3 kg (11.7 lbs.)



Oil supply (country-specific)

AN760 Pneumatic Pallet Coil Nailer

75 mm (2-15/16") Pneumatic Pallet Coil Nailer



Capacity	Length: 45 - 75 mm (1-3/4 - 2-9/16")
	Wire: 2.3 - 3.3 mm (0.0915 - 0.130")
Magazine Capacity	200 - 300
Operating pressure	0.49 - 0.83 MPa (70 - 120 PSI)
Dimensions (L x W x H)	312 x 131 x 331 mm (12-1/4 x 5-1/8 x 13")
Net weight	3.2 kg (7.1 lbs.)



Oil supply (country-specific)

AN560 Pneumatic Pallet Coil Nailer

50 mm (2") Pneumatic Pallet Coil Nailer



Capacity	Length: 27 - 50 mm (1-1/16 - 2")
	Wire: 2.1 mm (3/32")
Magazine Capacity	350 - 400
Operating pressure	0.49 - 0.78 MPa (70 - 115 PSI)
Dimensions (L x W x H)	300 x 127 x 280 mm (11-3/4 x 5 x 11")
Net weight	2.1 kg (4.6 lbs.)



Oil supply (country-specific), Hex wrench

AN613 Pneumatic Coil Nailer

65 mm (2-9/16") Pneumatic Coil Nailer



Capacity	Length: 38 - 65 mm (1-1/2 - 2-9/16")
	Gauge: 2.3 - 2.5 mm (3/32")
Operating pressure	0.49 - 0.83 MPa (70 - 120 PSI)
Magazine Capacity	200 - 300
Dimensions (L x W x H)	275 x 127 x 319 mm (10-7/8 x 5 x 12-1/2")
Net weight	2.2 kg (4.9 lbs.)



Oil supply (country-specific), Nose adapter, Hook, Hex wrench

Fastening/Fixing

AN454

Pneumatic Coil Nailer

45 mm (1-3/4") Pneumatic Coil Nailer



Capacity	Length: 19 - 45 mm (3/4 - 1-3/4")
	Nail gauge: 3.05 mm (0.120")
Driving stroke	82 mm
Cylinder bore diameter	41.6 mm (1-5/8")
Operating pressure	0.49 - 0.83 MPa (70 - 120 PSI)
Magazine Capacity	120
Dimensions (L x W x H)	w/o Hook: 256 x 117 x 271 mm (10-1/8 x 4-5/8 x 10-5/8")
	w/ Hook: 256 x 142 x 271 mm (10-1/8 x 5-5/8 x 10-5/8")
Net weight	2.4 kg (5.2 lbs.)



Hook, Oil supply (country-specific), Hex wrench

AT2550A

Wide Crown Stapler

16 Ga 25 mm (1") Wide Crown Stapler



Capacity	Length: 25 - 50 mm (1 - 2")
	Width: 25 mm (1")
	Gauge: 16 Ga
Operating pressure	0.44 - 0.83 MPa (65 - 120 PSI)
Magazine Capacity	140
Dimensions (L x W x H)	370 x 76 x 260 mm (14-1/2 x 3 x 10-1/4")
Net weight	2.3 kg (5.1 lbs.)



Oil supply (country-specific), Hook, Hex wrench

AT1150A

Medium Crown Stapler

16 Ga 11 mm (7/16") Medium Crown Stapler



Capacity	Length: 25 - 50 mm (1 - 2")
	Width: 11 mm (7/16")
	Gauge: 16 Ga
Operating pressure	0.44 - 0.83 MPa (65 - 120 PSI)
Magazine Capacity	140
Dimensions (L x W x H)	370 x 87 x 290 mm (14-1/2 x 3-7/16 x 11-3/8")
Net weight	2.3 kg (5.1 lbs.)



Oil supply (country-specific), Hook, Hex wrench

AT638A / AT638

Narrow Crown Stapler

18 GA 38 mm (1-1/2") Narrow Crown Stapler



Capacity	Length:
	AT638A: 13 - 38 mm (1/2 - 1-1/2")
	AT638: 15 - 38 mm (5/8 - 1-1/2")
	Gauge: 18 Ga
	Width: 5.7 mm
Operating pressure	AT638A: 0.49 - 0.83 MPa (70 - 120 PSI)
	AT638: 0.39 - 0.78 MPa (60 - 115 PSI)
Magazine Capacity	100
Dimensions (L x W x H)	AT638A: 230 x 75 x 251 mm (9 x 2-15/16 x 9-7/8")
	AT638: 247 x 62 x 246 mm (9-3/4 x 2-7/16 x 9-11/16")
Net weight	1.2 kg (2.7 lbs.)



Oil supply (country-specific), Nose adapter, Hex Wrench (AT368)

GN900

Cordless Clipped Head Framing Nailer

7.2V

7.2 V Li-Ion Cordless 90 mm (3-1/2") Clipped Head Framing Nailer



Capacity	Length: 50 - 90 mm (2 - 3-1/2")
	Dia.: 2.9 - 3.3 mm (0.113 - 0.131")
Magazine Capacity	44
Dimensions (L x W x H)	321 x 108 x 368 mm (12-5/8 x 4-1/4 x 14-1/2")
Net weight	3.3 - 3.4 kg (7.3 lbs.)



Charger, Battery, Hex wrench

GN420C

Cordless Concrete Nailer

7.2V

7.2 V Li-Ion Cordless 40 mm (1-9/16") Concrete Nailer



Capacity	Length: 15 - 40 mm (5/8 - 1-9/16")
	Dia.: 2.6 - 3.1 mm (0.102 - 0.122")
Magazine Capacity	20
Dimensions (L x W x H)	315 x 108 x 390 mm (12-3/8 x 4-1/4 x 15-3/8")
Net weight	3.6 - 3.8 kg (7.9 - 8.3 lbs.)



Charger, Battery, Hex wrench

AN943

Pneumatic Framing Nailer

90 mm (3-1/2") Pneumatic Framing Nailer (For clipped-head nails)



Capacity	Length: 50 - 90 mm (2 - 3-1/2")
Operating pressure	0.44 - 0.83 MPa (65 - 120 PSI)
Magazine Capacity	60 - 84
Dimensions (L x W x H)	455 x 109 x 365 mm (17-7/8 x 4-1/4 x 14-3/8")
Net weight	4 kg (8.8 lbs.)



Oil supply (country-specific)

AN924

Pneumatic Framing Nailer

90 mm (3-1/2") Pneumatic Framing Nailer, 21° Full Round Head



Capacity	Length: 50 - 90 mm (2 - 3-1/2")
	Dia.: 2.9 - 3.76 mm (0.113 - 0.148")
	Angle: 21°
Operating pressure	0.49 - 0.83 MPa (70 - 120 PSI)
Magazine Capacity	64 - 73
Driving stroke	126 mm (5")
Cylinder bore diameter	57 mm (2-1/4")
Dimensions (L x W x H)	560 x 117 x 348 mm (22 x 4-5/8 x 13-3/4")
Net weight	3.8 kg (8.3 lbs.)















Oil supply (country-specific), Hook, Hex wrench

PRODUCTS

Dust management



-  Double Insulation
-  Variable Speed
-  Electronic 2-Speed
-  Electronic 3-Speed
-  Electronic 4-Speed
-  Constant Speed
-  Soft Start
-  Stainless Tank
-  Revolving Hose
-  Static Free Hose
-  Built-in Job Light
-  Carrying Case

Dust management

VC006GM

Cordless Vacuum Cleaner

40V max x2

40Vmax X2 (80Vmax) XGT BL AWS Cordless 40L Dust Class M GYUPPA Vacuum Cleaner (Wet & Dry)

new



Capacity	Dust / Water: 40 / 30 L
Max air flow	w/ Hose 28-3.5: 2.0 m ³ /min w/ Hose 38-2.5: 3.7 m ³ /min
Max sealed suction	18 kPa
Dimensions (L x W x H)	586 x 385 x 598 mm (23 x 15-1/8 x 23-1/2")
Net weight	18.4 - 20.8 kg (40.6 - 45.9 lbs.)

XGT BL AWS GYUPPA XPT



Floor nozzle, Straight pipe, Bent pipe, Hose, Dust bag, Corner nozzle, Front cuffs (22, 24), Wireless unit, Battery, Charger

VC007GL

Cordless Vacuum Cleaner

40V max x2

40Vmax X2 (80Vmax) XGT BL AWS Cordless 40L Dust Class L HEPA GYUPPA Vacuum Cleaner (Wet & Dry)

new



Capacity	Dust / Water: 40 / 30 L
Max air flow	w/ Hose 28-3.5: 2.0 m ³ /min w/ Hose 38-2.5: 3.7 m ³ /min
Max sealed suction	18 kPa
Dimensions (L x W x H)	586 x 385 x 598 mm (23 x 15-1/8 x 23-1/2")
Net weight	18.3 - 20.7 kg (40.3 - 45.6 lbs.)

XGT BL AWS GYUPPA XPT



Floor nozzle, Straight pipe, Bent pipe, Hose, Poly bag set, Corner nozzle, Front cuffs (22, 24), Wireless unit, Battery, Charger

VC004GL

Cordless Vacuum Cleaner

40V max

40Vmax XGT BL AWS Cordless 15L Dust Class L HEPA GYUPPA Vacuum Cleaner (Dry Only)



Capacity	Dust: 15 L
Continuous Use (min.)	w/ BL4050F at Dial 1: 220 w/ BL4050F at Dial 5: 28
Max air flow	1.8 m ³ /min
Max sealed suction	23 kPa
Dimensions (L x W x H)	366 x 334 x 475 mm (14-3/8 x 13-1/8 x 18-3/4")
Net weight	8.6 - 11.7 kg (19.0 - 25.8 lbs.)

XGT BL AWS GYUPPA XPT



Floor nozzle, Straight pipe, Bent pipe, Hose, Plastic dust bag, Plastic dust bag x10, Stopper, Multi hook, Battery, Charger, Front cuff (country-specific)

VC003GL

Cordless Vacuum Cleaner

40V max

40Vmax XGT BL Cordless 15L Dust Class L Vacuum Cleaner (Wet & Dry)



Capacity	Dust / Water: 15 / 12 L
Continuous Use (min.)	w/ BL4050F at Dial 1: 220 w/ BL4050F at Dial 5: 28
Max air flow	3.2 m ³ /min
Max sealed suction	23 kPa
Dimensions (L x W x H)	366 x 334 x 475 mm (14-3/8 x 13-1/8 x 18-3/4")
Net weight	8.4 - 11.5 kg (18.5 - 25.4 lbs.)

XGT BL XPT



Floor nozzle, Straight pipe, Bent pipe, Hose, Plastic dust bag, Plastic dust bag x10, Stopper, Telescopic pipe assembly, Long sash nozzle, Multi hook, Battery, Charger

VC002GL

Cordless Vacuum Cleaner

40V max

40Vmax XGT BL AWS Cordless 8L Dust Class L HEPA GYUPPA Vacuum Cleaner (Dry Only)



Capacity	Dust: 8 L
Continuous Use (min.)	w/ BL4050F at Dial 1: 28 w/ BL4050F at Dial 5: 220
Max air flow	1.8 m ³ /min
Max sealed suction	23 kPa
Dimensions (L x W x H)	366 x 334 x 425 mm (14-3/8 x 13-1/8 x 16-3/4")
Net weight	8.3 - 11.4 kg (18.3 - 25.1 lbs.)

XGT BL AWS GYUPPA XPT



Floor nozzle, Straight pipe, Bent pipe, Hose, Plastic dust bag, Plastic dust bag x10, Stopper, Multi hook, Battery, Charger, Front cuff (country-specific)

VC001GL

Cordless Vacuum Cleaner

40V max

40Vmax XGT BL Cordless 8L Dust Class L Vacuum Cleaner (Wet & Dry)



Capacity	Dust / Water: 8 / 6 L
Continuous Use (min.)	w/ BL4050F at Dial 1: 220 w/ BL4050F at Dial 5: 28
Max air flow	3.2 m ³ /min
Max sealed suction	23 kPa
Dimensions (L x W x H)	366 x 334 x 425 mm (14-3/8 x 13-1/8 x 16-3/4")
Net weight	8.1 - 11.2 kg (17.9 - 24.7 lbs.)

XGT BL XPT



Floor nozzle, Straight pipe, Bent pipe, Hose, Plastic dust bag, Plastic dust bag x10, Stopper, Telescopic pipe assembly, Long sash nozzle, Multi hook, Battery, Charger

VC005GL

Cordless Vacuum Cleaner

40V max

40Vmax XGT BL Cordless 8L Dust Class L Vacuum Cleaner (Dry Only)



Capacity	Dust: 8 L
Continuous Use (min.)	w/ BL4050F at Dial 1: 220 w/ BL4050F at Dial 5: 28
Max air flow	2.8 m ³ /min
Max sealed suction	23 kPa
Dimensions (L x W x H)	366 x 334 x 397 mm (14-3/8 x 13-1/8 x 15-5/8")
Net weight	7.9 - 11.0 kg (17.4 - 24.3 lbs.)

XGT BL XPT



Floor nozzle, Straight pipe, Bent pipe, Hose, Paper dust bag, Telescopic pipe assembly, Stopper, Battery, Charger, Long sash nozzle, Plastic dust bag, Multi hook

DVC157L

Cordless Vacuum Cleaner

18V x2

18V X2 (36V) LXT BL AWS Cordless 15 L Dust Class L HEPA Vacuum Cleaner (Airborne Particles)



Capacity	Dust: 15 L
Continuous Use (min.)	w/ BL1860B: 100
Max air flow	2.4 m ³ /min
Max sealed suction	11 kPa
Dimensions (L x W x H)	366 x 334 x 421 mm (14-3/8 x 13-1/8 x 16-1/2")
Net weight	8.0 - 8.6 kg (17.6 - 19.0 lbs.)

LXT BL AWS XPT



Floor nozzle, Corner nozzle, Straight pipe, Bent pipe, Hose (38mm-2.5m), Plastic dust bag, Plastic dust bag x10, Cloth filter, Tool box, Battery, Charger, Wireless unit

Dust management

DVC156L Cordless Vacuum Cleaner 18V x2

18V X2 (36V) LXT BL Cordless 15 L Dust Class L Vacuum Cleaner (Dry Only)



Capacity	Dust: 15 L
Continuous Use (min.)	w/ BL1860B: 100
Max air flow	2.1 m ³ /min
Max sealed suction	11 kPa
Dimensions (L x W x H)	366 x 334 x 421 mm (14-3/8 x 13-1/8 x 16-1/2")
Net weight	7.3 - 7.9 kg (16.1 - 17.4 lbs.)

LXT BL XPT



Floor nozzle, Long sash nozzle, Telescopic pipe assembly, Bent pipe, Hose, Front cuffs (22, 24, 38), Plastic dust bag x10, Filter, Tool box, Battery, Charger

DVC155L Cordless Vacuum Cleaner 18V x2

18V X2 (36V) LXT BL Cordless 15 L Dust Class L Vacuum Cleaner (Wet & Dry)



Capacity	Dust / Water: 15 / 12 L
Continuous Use (min.)	w/ BL1860B: 100
Max air flow	2.1 m ³ /min
Max sealed suction	11 kPa
Dimensions (L x W x H)	366 x 334 x 421 mm (14-3/8 x 13-1/8 x 16-1/2")
Net weight	7.2 - 7.9 kg (15.9 - 17.4 lbs.)

LXT BL XPT



Floor nozzle, Long sash nozzle, Telescopic pipe assembly, Bent pipe, Pipe, Hose, Plastic dust bag x10, Filter, Tool box, Battery, Charger

DVC867L Cordless Vacuum Cleaner 18V x2

18V X2 (36V) LXT BL AWS Cordless 8 L Dust Class L HEPA Vacuum Cleaner (Airborne Particles)



Capacity	Dust: 8 L
Continuous Use (min.)	w/ BL1860B: 100
Max air flow	2.4 m ³ /min
Max sealed suction	11 kPa
Dimensions (L x W x H)	366 x 334 x 368 mm (14-3/8 x 13-1/8 x 14-1/2")
Net weight	7.7 - 8.4 kg (17.0 - 18.5 lbs.)

LXT BL AWS XPT



Floor nozzle, Corner nozzle, Straight pipe, Bent pipe, Hose (38mm-2.5m), Plastic dust bag, Plastic dust bag x10, Cloth filter, Tool box, Battery, Charger, Wireless unit

DVC866L Cordless Vacuum Cleaner 18V x2

18V X2 (36V) LXT BL Cordless 8 L Dust Class L Vacuum Cleaner (Dry Only)



Capacity	Dust: 8 L
Continuous Use (min.)	w/ BL1860B: 100
Max air flow	2.1 m ³ /min
Max sealed suction	11 kPa
Dimensions (L x W x H)	366 x 334 x 368 mm (14-3/8 x 13-1/8 x 14-1/2")
Net weight	7.0 - 7.7 kg (15.4 - 17.0 lbs.)

LXT BL XPT



Floor nozzle, Corner nozzle, Straight pipe, Bent pipe, Hose (38mm-2.5m), Plastic dust bag, Plastic dust bag x10, Cloth filter, Tool box, Battery, Charger

DVC865L Cordless Vacuum Cleaner 18V x2

18V X2 (36V) LXT BL Cordless 8 L Dust Class L Vacuum Cleaner (Wet & Dry)



Capacity	Dust / Water: 8 / 6 L
Continuous Use (min.)	w/ BL1850B x2: 100
Max air flow	2.1 m ³ /min
Max sealed suction	11 kPa
Dimensions (L x W x H)	366 x 334 x 368 mm (14-3/8 x 13-1/8 x 14-1/2")
Net weight	7.0 - 7.7 kg (15.4 - 17.0 lbs.)

LXT BL XPT



Floor nozzle, Long sash nozzle, Telescopic pipe assembly, Bent pipe, Pipe, Hose, Plastic dust bag x10, Filter, Tool box, Battery, Charger

DVC861L Corded and Cordless Vacuum Cleaner 18V x2

Corded / 18V X2 (36V) LXT Li-Ion Cordless 8 L Dust Class L HEPA GYUPPA Vacuum Cleaner (Dry Only)



Capacity	Dust: 8 L
Continuous Use (min.)	w/ BL1850B x2: 65
Max Air Flow	AC / DC: 3.6 / 2.1 m ³ /min
Max Sealed Suction	AC / DC: 24 / 9 kPa
Dimensions (L x W x H)	366 x 334 x 368 mm (14-3/8 x 13-1/8 x 14-1/2")
Net weight	9.3 - 9.9 kg (20.5 - 21.8 lbs.)

LXT GYUPPA



Floor nozzle, Corner nozzle, Straight pipe, Bent pipe, Hose (38mm-2.5m), Plastic dust bag, Plastic dust bag x10, Powder filter, Tool box, Connection cord (country-specific), Battery, Charger

DVC860L Corded and Cordless Vacuum Cleaner 18V x2

Corded / 18V X2 (36V) LXT Li-Ion Cordless 8 L Dust Class L Vacuum Cleaner (Wet & Dry)



Capacity	Dust / Water: 8 / 6 L
Continuous Use (min.)	w/ BL1850B x2: 65
Max Air Flow	AC / DC: 3.6 / 2.1 m ³ /min
Max Sealed Suction	AC / DC: 24 / 9 kPa
Dimensions (L x W x H)	366 x 334 x 368 mm (14-3/8 x 13-1/8 x 14-1/2")
Net weight	8.6 - 9.2 kg (19 - 20.3 lbs.)

LXT



Floor nozzle, Corner nozzle, Straight pipe, Bent pipe, Hose (38mm-2.5m), Plastic dust bag, Plastic dust bag x10, Cloth filter, Tool box, Connection cord (country-specific), Battery, Charger

VC3211H Vacuum Cleaner

32 L Dust Class H GYUPPA Vacuum Cleaner (Wet & Dry)



Continuous rating Input	1,050W
Max peak air flow	2 m ³ /min
Max sealed suction	22.0 kPa (2,240 mmH ₂ O) (water column)
Tank capacity	Dust: 32 L Water: 27 L
Dimensions (L x W x H)	552 x 398 x 685 mm (21-3/4 x 15-5/8 x 27")
Net weight	16.9 kg (37.3 lbs.)
Power supply cord	5.0 m (16.4 ft)

GYUPPA



Hose, Front cuffs (22, 24, 38), Belt hook, Hose band, Cap, Poly bag set

Dust management

VC3211M

Vacuum Cleaner

32 L Dust Class M GYUPPA Vacuum Cleaner (Wet & Dry)



Continuous rating Input	1,050W
Max peak air flow	2.0 m ³ /min
Max sealed suction (water column)	22.0 kPa (2,240 mmH ₂ O)
Tank capacity	Dust: 32 L Water: 27 L
Dimensions (L x W x H)	552 x 398 x 685 mm (21-3/4 x 15-5/8 x 27")
Net weight	16.9 kg (37.3 lbs.)
Power supply cord	5.0 m (16.4 ft)



Hose, Front cuffs (22, 24, 38), Belt hook, Hose band, Cap, Poly bag set

VC3210L

Vacuum Cleaner

32 L Dust Class L GYUPPA Vacuum Cleaner (Wet & Dry)



Continuous rating Input	1,050W
Max peak air flow	2.0 m ³ /min
Max sealed suction (water column)	22.0 kPa (2,240 mmH ₂ O)
Tank capacity	Dust: 32 L Water: 27 L
Dimensions (L x W x H)	552 x 398 x 685 mm (21-3/4 x 15-5/8 x 27")
Net weight	14.5 kg (32 lbs.)
Power supply cord	5.0 m (16.4 ft)



Hose, Holder, Front cuffs (22, 24, 38), Poly bag set

VC2201M

Vacuum Cleaner

22 L Dust Class M GYUPPA Vacuum Cleaner (Wet & Dry)



Continuous rating Input	1,050W
Max peak air flow	2.0 m ³ /min
Max sealed suction (water column)	22.0 kPa (2,240 mmH ₂ O)
Tank capacity	Dust: 22 L Water: 17 L
Dimensions (L x W x H)	552 x 398 x 569 mm (21-3/4 x 15-5/8 x 22-3/8")
Net weight	16 kg (35.4 lbs.)
Power supply cord	5.0 m (16.4 ft)



Hose, Front cuffs (22, 24, 38), Cap, Poly bag 800x650, Poly bag set (incl. 10 pcs of Poly bag 800x650)

VC2211M

Vacuum Cleaner

22 L Dust Class M GYUPPA Vacuum Cleaner (Wet & Dry)



Continuous rating Input	1,050W
Max peak air flow	2.0 m ³ /min
Max sealed suction (water column)	22.0 kPa (2,240 mmH ₂ O)
Tank capacity	Dust: 22 L Water: 17 L
Dimensions (L x W x H)	552 x 398 x 569 mm (21-3/4 x 15-5/8 x 22-3/8")
Net weight	16.3 kg (35.9 lbs.)
Power supply cord	5.0 m (16.4 ft)



Hose, Front cuffs (22, 24, 38), Belt hook, Hose band, Cap, Poly bag 800x650, Poly bag set (incl. 10 pcs of Poly bag 800x650)

VC2510L

Vacuum Cleaner

25 L Dust Class L GYUPPA Vacuum Cleaner (Wet & Dry)



Continuous rating Input	1,050W
Max peak air flow	2.0 m ³ /min
Max sealed suction (water column)	22.0 kPa (2,240 mmH ₂ O)
Tank capacity	Dust: 25 L Water: 14 L
Dimensions (L x W x H)	432 x 416 x 451 mm (17 x 16-3/8 x 17-3/4")
Net weight	10.5 kg (23.2 lbs.)
Power supply cord	5.0 m (16.4 ft)



Hose, Holder, Front cuffs (22, 24, 38), Poly bag set

VC1310L

Vacuum Cleaner

13 L Dust Class L GYUPPA Vacuum Cleaner (Wet & Dry)



Continuous rating Input	1,050W
Max peak air flow	2.0 m ³ /min
Max sealed suction (water column)	22.0 kPa (2,240 mmH ₂ O)
Tank capacity	Dust: 13 L Water: 7 L
Dimensions (L x W x H)	366 x 334 x 420 mm (14-3/8 x 13-1/8 x 16-1/2")
Net weight	9.6 kg (21.2 lbs.)
Power supply cord	5.0 m (16.4 ft)



Hose, Holder, Front cuffs (22, 24, 38), Poly bag set

VC4210M

Vacuum Cleaner

34 L Dust Class M Vacuum Cleaner (Wet & Dry)



Continuous rating Input	1,200W
Max peak air flow	4.5 m ³ /min
Max Sealed Suction	25.0 kPa
Tank capacity	Dust: 34 L Water: 30 L
Dimensions (L x W x H)	565 x 385 x 605 mm
Net weight	16 kg (35.3 lbs.)
Power supply cord	7.5 m (24.6 ft)



Hose, Quickcoupling, Universal powertool adapter, Fleece filter bag, Disposal bag, Chrome hand tube, Metal tube, Floor nozzle, Crevice nozzle, Makpac holder, Powertool adapter

VC4210L

Vacuum Cleaner

34 L Dust Class L Vacuum Cleaner (Wet & Dry)



Continuous rating Input	1,200W
Max peak air flow	4.5 m ³ /min
Max Sealed Suction	25.0 kPa
Tank capacity	Dust: 34 L Water: 30 L
Dimensions (L x W x H)	565 x 385 x 605 mm
Net weight	16 kg (35.3 lbs.)
Power supply cord	7.5 m (24.6 ft)



Hose, Quickcoupling, Universal powertool adapter, Fleece filter bag, Disposal bag, Chrome hand tube, Metal tube, Floor nozzle, Crevice nozzle, Makpac holder, Powertool adapter

Dust management

VC3012M

Vacuum Cleaner

24 L Dust Class M Vacuum Cleaner (Wet & Dry)



Continuous rating Input	1,500W
Max peak air flow	3.7 m ³ /min
Max Sealed Suction	25.0 kPa
Tank capacity	Dust: 24 L
	Water: 19 L
Dimensions (L x W x H)	450 x 380 x 595 mm
Net weight	11 kg (25.3 lbs.)
Power supply cord	7.5 m (24.6 ft)



Hose, Powertool adapter, AS quick, Quickcoupling, Fleece filter bag, Disposal bag, Chrome hand tube, Metal tube, Floor nozzle, Crevice nozzle, Tube holder

VC3012L

Vacuum Cleaner

24 L Dust Class L Vacuum Cleaner (Wet & Dry)



Continuous rating Input	1,500W
Max peak air flow	3.7 m ³ /min
Max Sealed Suction	25.0 kPa
Tank capacity	Dust: 24 L
	Water: 19 L
Dimensions (L x W x H)	450 x 380 x 595 mm
Net weight	11 kg (25.3 lbs.)
Power supply cord	7.5 m (24.6 ft)



Hose, Powertool adapter, AS quick, Quickcoupling, Fleece filter bag, Disposal bag, Chrome hand tube, Metal tube, Floor nozzle, Crevice nozzle, Tube holder

VC3011L

Vacuum Cleaner

26 L Dust Class L Vacuum Cleaner (Wet & Dry)



Continuous rating Input	1,000W
Max peak air flow	3.6 m ³ /min
Max Sealed Suction	21.0 kPa
Tank capacity	Dust: 26 L
	Water: 23 L
Dimensions (L x W x H)	390 x 400 x 635 mm
Net weight	9 kg (19.9 lbs.)
Power supply cord	7.5 m (24.6 ft)



Hose, Crevice nozzle, Tool adapter, Tool box, Floor nozzle, Aluminum tube, Fleece filter bag, Disposal bag

VC2512L

Vacuum Cleaner

21 L Dust Class L Vacuum Cleaner (Wet & Dry)



Continuous rating Input	1,000W
Max peak air flow	3.6 m ³ /min
Max Sealed Suction	21.0 kPa
Tank capacity	Dust: 21 L
	Water: 18 L
Dimensions (L x W x H)	390 x 390 x 530 mm
Net weight	7 kg (15.5 lbs.)
Power supply cord	5 m (16.4 ft)



Hose, Hand tube, Crevice nozzle, Floor nozzle, Tool adapter, Aluminum tube, Fleece filter bag, Disposal bag

VC2012L

Vacuum Cleaner

15 L Dust Class L Vacuum Cleaner (Wet & Dry)



Continuous rating Input	1,000W
Max peak air flow	3.6 m ³ /min
Max Sealed Suction	21.0 kPa
Tank capacity	Dust: 15 L
	Water: 12 L
Dimensions (L x W x H)	371 x 390 x 495 mm
Net weight	7 kg (15.5 lbs.)
Power supply cord	5 m (16.4 ft)



Hose, Hand tube, Crevice nozzle, Floor nozzle, Tool adapter, Aluminum tube, Fleece filter bag, Disposal bag

VC2000L

Vacuum Cleaner

20 L Dust Class L Vacuum Cleaner



Continuous rating Input	1,000W
Max Sealed Suction	21.0 kPa
Tank capacity	20 L
Dimensions (L x W x H)	390 x 385 x 505 mm
Net weight	7.5 kg
Power supply cord	5 m (16.4 ft)



Hose, Hand tube, Crevice nozzle, Floor nozzle, Tool adapter, Aluminum tube, Fleece filter bag, Disposal bag

DVC750L

Cordless Portable Vacuum Cleaner

18V

18V LXT BL Brushless Cordless 7.5 L Dust Class L HEPA Portable 2-Speed Vacuum Cleaner (Wet & Dry)



Capacity	Dust / Water: 7.5 / 4.5 L
Continuous Use (min.)	w/ BL1850B (High): 30
	w/ BL1850B (Normal): 60
Max Air Flow	High / Normal: 1.6 / 1.3 m ³ /min
Max Sealed Suction	High / Normal: 6.7 / 4.2 kPa
Dimensions (L x W x H)	418 x 251 x 278 mm (16-1/2 x 9-7/8 x 11")
Net weight	4.3 - 4.6 kg (9.4 - 10.1 lbs.)

LXT BL XPT



Hose, Floor nozzle, Sash nozzle, Shoulder belt, Round brush, Shelf brush, Joint, Battery, Charger

DVC350

Cordless Vacuum Cleaner

18V

18V LXT Li-Ion Cordless Vacuum Cleaner



Max air flow	3.4 m ³ /min
Max sealed suction	6.0 kPa (612 mmH ₂ O)
(water column)	
Dimensions (L x W x H)	273 x 195 x 226 mm (10-3/4 x 7-5/8 x 8-7/8")
Net weight	2.2 - 2.4 kg (4.8 - 5.3 lbs.)

LXT



Charger, Battery, Nozzle, Dust bag, Hose, Shoulder belt

Dust management

VC009G

Cordless Backpack Vacuum Cleaner

40V max

40Vmax XGT BL AWS Cordless HEPA Backpack Vacuum Cleaner



Capacity	Paper Dust Bag: 2.0 L / Cloth Dust Bag: 1.5 L
Continuous run time on a full battery charge	w/ BL4050F, Mode 1: 55 min w/ BL4050F, Mode 2: 30 min w/ BL4050F, Mode 3: 14 min
Max Air Flow	1.9 m ³ /min
Max Sealed Suction	18 kPa
Dimensions (L x W x H)	w/ BL4020 / BL4025: 233 x 150 x 375 mm (9-1/8 x 5-7/8 x 14-3/4") w/ BL4040: 233 x 150 x 375 mm (9-1/8 x 5-7/8 x 14-3/4") w/ BL4050F: 233 x 157 x 394 mm (9-1/8 x 6-3/16 x 15-1/2")
Net weight	4.1 - 5.3 kg (9.0 - 11.7 lbs.)

XGT BL AWS



Hose, Hose band, Dust bag, Front cuff (country-specific), Wireless unit, Filter, Battery, Charger

VC008G

Cordless Backpack Vacuum Cleaner

40V max

40Vmax XGT BL Brushless Cordless HEPA Backpack Vacuum Cleaner



Capacity	Paper Dust Bag: 2.0 L Cloth Dust Bag: 1.5 L
Continuous run time on a full battery charge	w/ BL4050F, Mode 1: 110 min w/ BL4050F, Mode 2: 55 min w/ BL4050F, Mode 3: 30 min w/ BL4050F, Mode 4: 14 min
Max Air Flow	2.4 m ³ /min
Max Sealed Suction	18 kPa
Dimensions (L x W x H)	w/ BL4020 / BL4025: 233 x 150 x 375 mm (9-1/8 x 5-7/8 x 14-3/4")
Net weight	4.1 - 5.3 kg (9.0 - 11.7 lbs.)

XGT BL



Switching nozzle, Hose, Hose band, Nozzle, Telescopic pipe assembly, Bent pipe, Long sash nozzle, Filter, Dust bag, Battery, Charger

DVC665

Cordless Backpack Vacuum Cleaner

18V x2

18V X2 (36V) LXT BL AWS Cordless HEPA Backpack Vacuum Cleaner



Capacity	Paper Dust Bag: 6 L Cloth Dust Bag: 5.5 L
Continuous Use (min.)	w/ BL1860B (Max): 40 w/ BL1860B (High): 75 w/ BL1860B (Normal): 140
Max Air Flow	w/ Hose 28-1.5: 1.8 m ³ /min
Max Sealed Suction	11 kPa
Dimensions (L x W x H)	297 x 174 x 523 mm (11-3/4 x 6-7/8 x 20-5/8")
Net weight	6.1 - 6.7 kg (13.5 - 14.9 lbs.)

LXT BL AWS



Floor nozzle, Hose, Hose band, Nozzle, Telescopic pipe assembly, Bent pipe, Switching nozzle, Free nozzle, Dust bag, Front cuffs (22, 24), Battery, Charger

DVC660

Cordless Backpack Vacuum Cleaner

18V x2

18V X2 (36V) LXT BL Brushless Cordless HEPA Backpack Vacuum Cleaner



Capacity	Paper Dust Bag: 6 L / Cloth Dust Bag: 5.5 L
Continuous Use (min.)	w/ BL1860B (Max): 40 w/ BL1860B (High): 75 w/ BL1860B (Normal): 140
Max Air Flow	w/ Hose 28-1.0: 2.0 m ³ /min w/ Hose 28-1.5: 1.8 m ³ /min
Max Sealed Suction	11 kPa
Dimensions (L x W x H)	297 x 174 x 523 mm (11-3/4 x 6-7/8 x 20-5/8")
Net weight	6.1 - 6.7 kg (13.4 - 14.8 lbs.)

LXT BL



Floor nozzle, Hose, Hose band, Nozzle, Telescopic pipe assembly, Bent pipe, Switching nozzle, Free nozzle, Dust bag, Front cuffs (22, 24), Battery, Charger

DVC265

Cordless Backpack Vacuum Cleaner

18V x2

18V X2 (36V) LXT BL AWS Cordless HEPA Backpack Vacuum Cleaner



Capacity	Paper Dust Bag: 2 L Cloth Dust Bag: 1.5 L
Continuous Use (min.)	w/ BL1860B (High): 40 w/ BL1860B (Low): 75
Max Air Flow	w/ Hose 28-1.0: 2 m ³ /min w/ Hose 28-1.5: 1.8 m ³ /min
Max Sealed Suction	11 kPa
Suction Dimensions (L x W x H)	230 x 152 x 373 mm (9 x 6 x 14-3/4")
Net weight	3.9 - 4.5 kg (8.6 - 10.0 lbs.)

LXT BL AWS



Hose, Hose band, Nozzle, Telescopic pipe assembly, Bent pipe, Switching nozzle, Free nozzle, Dust bag, Front cuffs (22, 24), Wireless unit, Battery, Charger

DVC261

Cordless Backpack Vacuum Cleaner

18V x2

18V X2 (36V) LXT BL Brushless Cordless HEPA Backpack Vacuum Cleaner



Capacity	Paper Dust Bag: 2.0 L / Cloth Dust Bag: 1.5 L
Continuous Use (min.)	w/ BL1860B (Max): 40 w/ BL1860B (High): 75 w/ BL1860B (Normal): 140
Max Air Flow	w/ Hose 28-1.0: 2.0 m ³ /min w/ Hose 28-1.5: 1.8 m ³ /min
Max Sealed Suction	11 kPa
Dimensions (L x W x H)	230 x 152 x 373 mm (9 x 6 x 14-3/4")
Net weight	3.8 - 4.5 kg (8.5 - 9.9 lbs.)

LXT BL



Floor nozzle, Hose, Hose band, Nozzle, Telescopic pipe assembly, Bent pipe, Switching nozzle, Free nozzle, Dust bag, Front cuffs (22, 24), Battery, Charger



Model No.	Dust class	Powered	Tank capacity Dust/ Water (L)	Tank type	Max Air Flow (m ³ / min)	Max Sealed Suction (kpa)	Switch of connected power tool
-----------	------------	---------	----------------------------------	-----------	--	-----------------------------	--------------------------------------

Cordless Vacuum Cleaner / Vacuum Cleaner

VC006GM	M	DC (40Vmax x2)	40 / 30	Plastic	3.7 (hose Ø 38-2.5)	18	AWS
VC007GL	L (HEPA filter)	DC (40Vmax x2)	40 / 30	Plastic	3.7 (hose Ø 38-2.5)	18	AWS
VC005GL	L	DC (40Vmax)	8 / -	Plastic	2.6 (hose Ø 32-1.7)	23	-
VC004GL	L (HEPA filter)	DC (40Vmax)	15 / -	Plastic	1.8 (hose Ø 28-3.5)	23	AWS
VC003GL	L	DC (40Vmax)	15 / 12	Plastic	3.2 (hose Ø 38-2.5)	23	-
VC002GL	L (HEPA filter)	DC (40Vmax)	8 / -	Plastic	1.8 (hose Ø 28-3.5)	23	AWS
VC001GL	L	DC (40Vmax)	8 / 6	Plastic	3.2 (hose Ø 38-2.5)	23	-
DVC157L	L (HEPA filter)	DC (LXT18V x2)	15 / -	Plastic	2.4	11	AWS
DVC156L	L	DC (LXT18V x2)	15 / -	Plastic	2.1	11	-
DVC155L	L	DC (LXT18V x2)	15 / 12	Plastic	2.1	11	-
DVC867L	L (HEPA filter)	DC (LXT18V x2)	8 / -	Plastic	2.4	11	AWS
DVC866L	L	DC (LXT18V x2)	8 / -	Plastic	2.1	11	-
DVC865L	L	DC (LXT18V x2)	8 / 5	Plastic	2.1	11	-
DVC861L	L (HEPA filter)	DC (LXT18V x2)	8 / -	Plastic	AC/DC : 3.6 / 2.1 (Ø 38-2.5)	AC/DC : 24 / 9.0	-
DVC860L	L	DC (LXT18V x2)	8 / 6	Plastic	AC/DC : 3.6 / 2.1 (Ø 38-2.5)	AC/DC : 24 / 9.0	-
VC3211H	H	AC	32 / 27	Stainless steel	2.0 (hose Ø 28-2.5)	22	Automatic
VC3211M	M	AC	32 / 27	Stainless steel	2.0 (hose Ø 28-2.5)	22	Automatic
VC3210L	L	AC	32 / 27	Stainless steel	2.0 (hose Ø 28-2.5)	22	Automatic
VC2201M	M	AC	22 / 17	Stainless steel	2.0 (hose Ø 28-2.5)	22	-
VC2211M	M	AC	22 / 17	Stainless steel	2.0 (hose Ø 28-2.5)	22	Automatic
VC2510L	L	AC	25 / 14	Plastic	2.0 (hose Ø 28-2.5)	22	Automatic
VC1310L	L	AC	13 / 7	Plastic	2.0 (hose Ø 28-2.5)	22	Automatic
VC4210M	M	AC	34 / 30	Plastic	4.5	25	Automatic
VC4210L	L	AC	34 / 30	Plastic	4.5	25	Automatic
VC3012M	M	AC	24 / 19	Plastic	3.7	25	Automatic
VC3012L	L	AC	24 / 19	Plastic	3.7	25	Automatic
VC3011L	L	AC	26 / 23	Stainless steel	3.6	21	Automatic
VC2512L	L	AC	21 / 18	Plastic	3.6	21	Automatic
VC2012L	L	AC	15 / 12	Stainless steel	3.6	21	Automatic
VC2000L	L	AC	20 / -	Plastic	-	21	-
DVC350	-	DC (LXT18V)	3 / -	-	3.4	6	-
DVC750L	L (HEPA filter)	DC (LXT18V)	7.5 / 4.5	Plastic	1.6	6.7	-

Cordless Backpack Vacuum Cleaner

VC009G	(HEPA filter)	DC (40Vmax)	Cloth Dust Bag 1.5	-	1.9 (hose Ø 28-1.0)	18	AWS
VC008G	(HEPA filter)	DC (40Vmax)	Cloth Dust Bag 1.5	-	2.4 (hose Ø 32-1.0)	18	-
DVC665	(HEPA filter)	DC (LXT18V x2)	Paper Dust Bag 6.0 / - Cloth Dust Bag 5.5	-	1.8 (hose Ø 28-1.0)	11	AWS
DVC660	(HEPA filter)	DC (LXT18V x2)	Paper Dust Bag 6.0 / - Cloth Dust Bag 5.5	-	2.2 (hose Ø 32-1.0)	11	-
DVC265	(HEPA filter)	DC (LXT18V x2)	Paper Dust Bag 2.0 / - Cloth Dust Bag 1.5	-	2.0 (hose Ø 28-1.0)	11	AWS
DVC261	(HEPA filter)	DC (LXT18V x2)	Paper Dust Bag 2.0 / - Cloth Dust Bag 1.5	-	2.2 (hose Ø 32-1.0)	11	-

Cordless Upright Cleaner

DVC560	5L(HEPA filter)	DC (LXT18V x2)	5 / -	-	1.9	12	-
--------	-----------------	----------------	-------	---	-----	----	---

Dust management

DCL501 Cordless Cyclone Cleaner 18V

18V LXT BL Brushless Cordless HEPA 2-Speed Cyclone Cleaner



Capacity	250 mL
Continuous Use (min.)	w/ BL1860B (High): 35 w/ BL1860B (Low): 77
Max Air Flow	1.2 m ³ /min
Max sealed suction (water column)	10 kPa (1,020 mmH ₂ O)
Dimensions (L x W x H)	352 x 189 x 252 mm (13-7/8 x 7-7/16 x 9-7/8")
Net weight	3.1 - 3.4 kg (6.8 - 7.5 lbs.)



Shoulder belt, Crevice nozzle, Cleaning brush, Floor nozzle, Zoom pipe, Hose, Hose hook

DRC300 Robotic Cleaner 18V

18V LXT BL Brushless Robotic Cleaner w/ Mapping Function



Continuous Use (min.)	w/ BL1860B x2: 240
Max cleaning area	w/ BL1860B x2: 600 m ²
Max registrable mapping area	10,000 m ²
Rotation speed	Main brush: 1,600 RPM Side brush: 200 RPM
Max running speed	0.3 m/sec
Dust box capacity	3.0 L
Dimensions (L x W x H)	500 x 500 x 204 mm (19-3/4 x 19-3/4 x 8")
Net weight	9.6 - 10.6 kg (21.2 - 23.4 lbs.)



RF remote controller (including two AAA alkaline batteries), Side brush

DRC200 Robotic Cleaner 18V

18V LXT BL Brushless Robotic Cleaner



Continuous Use (min.)	w/ BL1850B x2: 200 w/ BL1830B x2: 120
Max cleaning area	w/ BL1850B x2: 500 m ² w/ BL1830B x2: 300 m ²
Max running speed	0.3 m/sec
Dust box capacity	2.5 L
Dimensions (L x W x H)	460 x 460 x 180 mm (18-1/8 x 18-1/8 x 7-1/8")
Net weight	7.8 kg (16.1 lbs.)



RF remote controller (including two AAA alkaline batteries), Side brush, Boundary tape

DVC560 Cordless Upright Cleaner 18V x2

18V X2 (36V) LXT BL Brushless Cordless 5 L HEPA Upright Cleaner



Capacity	Dust: 5 L
Continuous Use (min.)	w/ BL1860B x2 Max / Normal / Low Noise: 30 / 60 / 120
Max Air Flow	1.9 m ³ /min
Max Sealed Suction	12 kPa
Dust pick-up rate	Max / Normal / Low Noise: 47 / 44 / 40
Cleaning width	318 mm
Brushroll rotation speed	Max / Normal / Low Noise: 3,500 / 2,500 / 1,000 RPM
Dimensions (L x W x H)	326 x 318 x 1,146 mm (12-7/8 x 12-1/2 x 45")
Net weight	8.3 - 9.0 kg (18.3 - 19.8 lbs.)



Long sash nozzle, Round brush, Filter bag, Filter H, Filter bag set

DCL184 Cordless Cleaner 18V

18V LXT Li-Ion Cordless 3-Speed Cleaner



Capacity	Cloth Dust Bag / Paper Dust Bag: 500 / 330 mL
Continuous use (w/ BL1830B) (min.)	Max / High / Normal: 20 / 30 / 80
Max Air Flow	Cleaning: 1.4 m ³ /min
Max sealed suction	5.4 kPa (550 mmH ₂ O)
Max Air Flow	Blowing: 0.4 m ³ /min
Max air velocity	Blowing: 100 m/s
Dimensions (L x W x H)	w/ BL1830B / BL1840B / BL1850B / BL1860B: 365 x 138 x 202 mm (14-3/8 x 5-7/16 x 8")
Net weight	1.8 - 2.2 kg (4.0 - 4.9 lbs.)



Seat nozzle, Mat nozzle, Rubber nozzle, Soft brush, Blower attachment, Dust bag, Paper dust bag, Shoulder belt, Battery, Charger

CL121D Cordless Cleaner 12V max

12Vmax CXT Li-Ion Cordless 3-Speed Cleaner



Capacity	Cloth Dust Bag / Paper Dust Bag: 500 / 330 mL
Continuous use (w/ BL1041B) (min.)	Max / High / Normal: 27 / 32 / 67
Continuous use (w/ BL1021B) (min.)	Max / High / Normal: 13 / 16 / 33
Continuous use (w/ BL1016) (min.)	Max / High / Normal: 10 / 12 / 25
Max air flow	1.3 m ³ /min
Max sealed suction	4.6 kPa (470 mmH ₂ O)
Max Air Flow	Blowing: 0.3 m ³ /min
Max air velocity	Blowing: 76 m/s
Dimensions (L x W x H)	w/ BL1016/BL1021B: 345 x 138 x 202 mm (13-5/8 x 5-7/16 x 8") w/ BL1041B: 359 x 138 x 202 mm (14-1/8 x 5-7/16 x 8")
Net weight	1.7 - 1.8 kg (3.7 - 4.0 lbs.)



Seat nozzle, Mat nozzle, Rubber nozzle, Soft brush, Blower attachment, Dust bag, Paper dust bag, Shoulder belt, Battery, Charger



Dust management

Cordless Cleaner

Color

40V max XGT

CL001G / CL002G / CL003G 40Vmax XGT BL Brushless Cordless Cleaner



	CL001G	CL002G	CL003G
Capacity	730 mL	Dust Bag / Paper Pack: 500 / 330mL	250mL
Continuous Use (min.)	w/ BL4025, 1 / 2 / 3 / 4: 80 / 40 / 25 / 16	w/ BL4025, 1 / 2 / 3 / 4 : 80 / 40 / 25 / 16	w/ BL4025, 1 / 2 / 3 / 4: 80 / 40 / 25 / 16
Dimensions (L x W x H) w/ Pipe & Nozzle, w/ BL4040:	1,081 x 113 x 158 mm (42-1/2 x 4-7/16 x 6-1/4")	1,081 x 114 x 158 mm (42-1/2 x 4-1/2 x 6-1/4")	1,121 x 113 x 177 mm (44-1/4 x 4-7/16 x 7")
Net weight	1.7 - 2.3 kg (3.7 - 5.1 lbs.)	1.8 - 3.0 kg (4.0 - 6.6 lbs.)	1.9 - 2.5 kg (4.2 - 5.5 lbs.)

Floor Nozzle, Sash Nozzle, Sash Nozzle Holder, Pipe, Hand strap(CL001G,CL002G), Easy shake off filter EX(CL001G), High performance dust bag(CL002G), Paper dust bag(CL002G), High performance filter(CL003G), Cyclone attachment with pipe locking mechanism(CL002G), Straight pipe(CL002G), Battery, Charger

18V LXT
Fast Charging

DCL283F / DCL284F / DCL285F / DCL286F 18V LXT BL Brushless Li-Ion Cordless Cleaner



	DCL283F	DCL284F	DCL285F	DCL286F
Capacity	730 mL	730 mL	Dust Bag / Paper Pack: 500 / 330 mL	250 mL
Continuous Use (min.)	w/ BL1830B: 10	w/ BL1830B, 1 / 2 / 3 / 4: 36 / 20 / 13 / 7	w/ BL1830B, 1 / 2 / 3 / 4: 36 / 20 / 13 / 7	w/ BL1830B, 1 / 2 / 3 / 4: 36 / 20 / 15 / 8
Dimensions (L x W x H)	503 x 113 x 154 mm (19-3/4 x 4-7/16 x 6-1/8")	503 x 113 x 153 mm (19-3/4 x 4-7/16 x 6-1/16")	503 x 113 x 153 mm (19-3/4 x 4-1/2 x 6-1/16")	543 x 113 x 177 mm (21-3/8 x 4-7/16 x 7")
Net weight	1.6 kg (3.5 lbs.)	1.6 kg (3.5 lbs.)	1.7 kg (3.8 lbs.)	1.8 kg (4.0 lbs.)

Floor nozzle, Sash nozzle, Sash nozzle holder, Pipe, High performance dust bag (DCL283F, DCL285F), Paper dust bag (DCL285F), High performance filter (DCL284F, DCL286F), Battery, Charger

DCL180 / DCL181F / DCL182 18V LXT Li-Ion Cordless Cleaner



	DCL180	DCL181F	DCL182
Capacity	650 mL	650 mL	Dust Bag / Paper Pack: 500 / 330mL
Continuous Use (min.)	w/ BL1830B: 20	w/ BL1830B High / Low: 20 / 40	w/ BL1850B High / Low: 33 / 66
Dimensions (L x W x H)	999x114x152 mm (39-1/4"x4-1/2"x6")	999x114x152 mm (39-1/4"x4-1/2"x6")	1,004x115x151 mm (39-1/2"x4-1/2"x5-15/16")
Net weight	1.2 kg (2.7 lbs.)	1.2 - 1.4 kg (2.7 - 3.1 lbs.)	1.3 kg (2.8 lbs.)

Floor Nozzle, Sash Nozzle, Sash Nozzle Holder, Pipe, Filter (DCL180 / DCL181F), Prefilter (DCL180 / DCL181F), Dust Bag (DCL182), Paper Dust Bag (DCL182), Battery, Charger

12V max CXT
Fast Charging

CL106FD / CL107FD / CL108FD 12V max CXT Li-Ion Cordless Cleaner



	CL106FD	CL107FD	CL108FD
Capacity	600 mL	Dust Bag / Paper Pack: 500 / 330mL	600 mL
Continuous Use (min.)	w/ BL1041B: 42	w/ BL1041B Max / High / Normal: 20 / 24 / 50	w/ BL1016B Max / High Normal: 10 / 12 / 25
Dimensions (L x W x H)	958x100x150 mm (37-3/4"x3-15/16"x5-7/8")	960x112x150 mm (37-3/4"x4-3/8"x5-7/8")	956x110x150 mm (37-5/8"x4-5/16"x5-7/8")
Net weight	1.0 - 1.1 kg (2.1 - 2.5 lbs.)	1.1 - 1.3 kg (2.5 - 2.9 lbs.)	1.0 - 1.2 kg (2.3 - 2.6 lbs.)

Floor Nozzle, Sash Nozzle, Sash Nozzle Holder, Pipe, Filter (CL106FD / CL108FD), Prefilter (CL106FD / CL108FD), Dust Bag (CL107FD), Paper Dust Bag (CL107FD), Battery, Charger

12V max Built-in Battery

CL114FD / CL117FD 12Vmax Li-Ion Cordless Cleaner Built-In Battery



	CL114FD	CL117FD
Capacity	Cloth Dust Bag / Paper Dust Bag: 500 / 330 mL	650 mL
Continuous Use (min.)	Powerful / High / Normal: 10 / 18 / 55	Powerful / High / Normal: 10 / 18 / 55
Dimensions (L x W x H)	w/ Pipe & Nozzle: 983 x 113 x 136 mm (38-3/4 x 4-7/16 x 5-3/8")	w/ Pipe & Nozzle: 992 x 110 x 136 mm (39 x 4-5/16 x 5-3/8")
Net weight	1.1 kg (2.4 lbs.)	1.0 kg (2.2 lbs.)

CL114FD: Floor nozzle(CL114FD), Floor/carpet T-nozzle(CL117FD), Sash nozzle, Sash nozzle holder, Pipe(CL114FD), Straight pipe(CL117FD), Dust bag(CL114FD), Paper dust bag(CL114FD), Easy shake off filter(CL117FD), Charger

7.2V / 10.8V

CL070D / CL072D / CL100D / CL102D 7.2V Li-Ion Cordless Cleaner / 10.8V Li-Ion Cordless Cleaner



	CL070D	CL072D	CL100D	CL102D
Capacity	600 mL	Dust Bag / Paper Pack: 500 mL / 330 mL	600 mL	Dust Bag / Paper Pack: 500 mL / 330 mL
Continuous Use (min.)	8	High / Low: 8 / 16	12	High / Low: 13 / 21
Dimensions (L x W x H)	966x103x142 mm (38-1/32"x4-1/16"x5-5/8")	984x113x146 mm (38-3/4"x4-7/16"x5-3/4")	966x103x150 mm (38-1/32"x4-1/16"x5-7/8")	984x113x150 mm (38-3/4"x4-7/16"x5-7/8")
Net weight	0.81 kg (1.8 lbs.)	1.0 kg (2.2 lbs.)	0.88 kg (1.94 lbs.)	1.1 kg (2.4 lbs.)

Floor Nozzle, Sash Nozzle, Sash Nozzle Holder, Pipe, Filter (CL070D / CL100D), Prefilter (CL070D / CL100D), Dust Bag (CL072D / CL102D), Paper Dust Bag (CL072D / CL102D), Battery, Charger

18V

CL183D 18V Li-Ion Cordless Cleaner, G-Battery



	CL183D
Capacity	600 mL
Continuous Use (min.)	w/ BL1815G: 30
Dimensions (L x W x H)	966x102x148 mm (38"x4"x5-7/8")
Net weight	1.2 kg (2.6 lbs.)

Floor T-Nozzle28, Sash Nozzle, Sash Nozzle Holder, Pipe, Filter, Prefilter, Battery, Charger

Capsule type



One touch switch



CL001G **40Vmax**

Easy shake off dust filter

BL **HEPA** filter

Max Air Flow **1.2m³/min** Max Sealed Suction **21kPa**

DCL284F **new** **18V**

Easy shake off dust filter

BL **HEPA** filter

Max Air Flow **1.2m³/min** Max Sealed Suction **15.5kPa**

DCL181F **18V**

Easy shake off dust filter

Max Air Flow **1.4m³/min** Max Sealed Suction **5.3kPa**

Paper bag type



One touch switch



CL002G **40Vmax**

Easy shake off dust bag

BL **HEPA** filter

Max Air Flow **1.2m³/min** Max Sealed Suction **21kPa**

DCL285F **new** **18V**

Easy shake off dust bag

BL **HEPA** filter

Max Air Flow **1.2m³/min** Max Sealed Suction **15.5kPa**

DCL182 **18V**

Easy shake off dust bag

Max Air Flow **1.4m³/min** Max Sealed Suction **5.4kPa**

Capsule type



Trigger switch



DCL283F **new** **18V**

Easy shake off dust filter

Lock on button

BL **HEPA** filter

Max Air Flow **1.1m³/min** Max Sealed Suction **19kPa**

DCL180 **18V**

Easy shake off dust filter

Max Air Flow **1.4m³/min** Max Sealed Suction **4.2kPa**

CL106FD **12Vmax**

Max Air Flow **1.3m³/min** Max Sealed Suction **3.1kPa**

Cyclone unit



One touch switch



CL003G **40Vmax**

High performance filter set

BL **HEPA** filter

Max Air Flow **1.0m³/min** Max Sealed Suction **20kPa**

DCL286F **new** **18V**

High performance filter set

BL **HEPA** filter

Max Air Flow **1.0m³/min** Max Sealed Suction **15kPa**

 **CL108FD** 12Vmax



Max Air Flow **Max Sealed Suction**
1.2m³/min **4.4kPa**

 **CL117FD 2.0Ah** 12Vmax
Built-in Battery







Max Air Flow **Max Sealed Suction**
1.0m³/min **5.0kPa**

 **Home**

 **Building**

-  **Built-in Job Light**
-  **Electronic 2-Speed**
-  **Electronic 3-Speed**
-  **Electronic 4-Speed**

 **CL107FD** 12Vmax



Max Air Flow **Max Sealed Suction**
1.4m³/min **5.0kPa**

 **CL114FD 2.0Ah** 12Vmax
Built-in Battery



Max Air Flow **Max Sealed Suction**
1.4m³/min **5.0kPa**

 **CL102D** 10.8V





Max Air Flow **Max Sealed Suction**
1.1m³/min **2.7kPa**

 **CL072D** 7.2V





Max Air Flow **Max Sealed Suction**
1.1m³/min **2.1kPa**

 **CL100D** 10.8V



Max Air Flow **Max Sealed Suction**
1.3m³/min **2.3kPa**

 **CL070D** 7.2V



Max Air Flow **Max Sealed Suction**
1.2m³/min **2.2kPa**

 **CL183D** 18V



Max Air Flow **Max Sealed Suction**
1.3m³/min **2.6kPa**

Dust management

UB002C

Battery Powered Backpack Blower



BL Brushless Battery Powered Variable Speed Blower



Max air volume	w/ End nozzle: 0 - 19.0 m ³ /min w/ Flat nozzle: 0 - 17.9 m ³ /min
Max air velocity	w/ End nozzle: 0 - 71.7 m/s w/ Flat nozzle: 0 - 76.0 m/s
Blowing force	0 - 22.0 N
No load speed (RPM)	0 - 22,000
Continuous run time on a full battery charge	78 min
Dimensions (L x W x H)	w/o Nozzle: 267 x 565 x 715 mm (10-1/2 x 22-1/4 x 28-1/8") w/ Nozzle: 1,368 x 694 x 715 mm (54 x 27-1/4 x 28-1/8")
Net weight	15.9 - 16.1 kg (35.1 - 35.4 lbs.)

BL **WG** **XPT**



Adapter pipe, Flat nozzle, Extension nozzle

UB001C

Battery Powered Blower



BL Brushless Battery Powered Variable Speed Blower



Max air volume	Cruise control mode: 0 - 15.0 m ³ /min Boost mode: 17.6 m ³ /min
Max air velocity	Cruise control mode: 0 - 60 m/s / Boost mode: 70 m/s
Blowing force	Cruise control mode: 0 - 15.0 N / Boost mode: 20.0 N
No Load Speed (RPM)	Cruise control mode: 0 - 21,000
Continuous Use (min.)	Boost mode: 24,000 Boost mode w/ PDC01 (BL1860B x4): 17 Boost mode w/ PDC1200: 60
Dimensions (L x W x H)	w/ Nozzle: 960 - 1,060 x 295 x 180 mm (37-3/4 - 41-3/4 x 11-1/2 x 7") w/o Nozzle: 715 x 295 x 180 mm (28-1/8 x 11-1/2 x 7")
Net weight	2.6 - 2.9 kg (5.7 - 6.5 lbs.)
Power supply cord	1.1 m (3.6 ft)

BL **WG**



Shoulder belt, End nozzle, Flat nozzle (country-specific), Extension nozzle (country-specific), Adapter pipe (country-specific)

UB001G

Cordless Blower

40V max

40Vmax XGT BL Brushless Cordless Variable Speed Blower



Max air volume	Cruise control mode: 0 - 13.5 m ³ /min / Boost mode: 16.0 m ³ /min
Max air velocity	Cruise control mode: 53 m/s / Boost mode: 64 m/s
Blowing force	Cruise control mode: 0 - 12 N / Boost mode: 17 N
No Load Speed (RPM)	Cruise control mode: 0 - 20,000 / Boost mode: 23,000
Continuous Use (min.)	Cruise control mode w/ BL4050F: 15 Boost mode w/ BL4050F: 8
Dimensions (L x W x H)	w/ BL4020 / BL4025: 905 - 1,005 x 167 x 297 mm (35-5/8 - 39-1/2 x 6-9/16 x 11-3/4") w/ BL4040: 917 - 1,017 x 167 x 297 mm (36 - 40 x 6-9/16 x 11-3/4") w/ End nozzle 80, w/ BL4050F: 943 - 1,043 x 167 x 297 mm (37-1/8 - 41 x 6-9/16 x 11-3/4") 3.1 - 3.9 kg (6.8 - 8.6 lbs.)
Net weight	

XGT **BL** **WG**



Shoulder belt, End nozzle, Flat nozzle, Extension nozzle, Adapter pipe, Battery, Charger

DUB363

Cordless Blower

18V x2

18V X2 (36V) LXT BL Brushless Cordless Variable Speed Blower



Max air volume	13.4 m ³ /min (473 CFM)
Blowing force	14.4 N
No Load Speed (RPM)	0 - 7,850
Dimensions (L x W x H)	w/ 3-stage telescopic long nozzle: 737 x 786 x 836 mm (193 x 415 x 7-7/16") w/ Vacuum nozzle: 1,396 x 604 x 415 mm (55 x 23-3/4 x 16-3/8")
Net weight	4.5 - 6.6 kg (9.9 - 14.6 lbs.)

LXT **BL** **XPT**



Vacuum kit, Flat nozzle, End nozzle, Pipe, Shoulder belt, Hex wrench, Battery, Charger

DUB362

Cordless Blower

18V x2

18V X2 (36V) LXT BL Brushless Cordless Variable 6-Speed Blower



Max air volume	13.4 m ³ /min (473 CFM)
Max air velocity	54 m/s (120 MPH)
No Load Speed (RPM)	11,400 - 21,500
Dimensions (L x W x H)	w/ 3-stage telescopic long nozzle: 830 x 880 x 930 mm (205 x 295 x 32-3/4")
Net weight	3.5 - 4.2 kg (7.7 - 9.3 lbs.)

LXT **BL** **XPT**



Shoulder belt, Nozzle, Battery, Charger

DUB361

Cordless Blower

18V x2

18V X2 (36V) LXT Li-Ion Cordless 2-Speed Blower



Max air volume	High: 4.4 m ³ /min (155 CFM) Low: 2.6 m ³ /min (92 CFM)
Max air velocity	High: 93 m/s (208 MPH) Low: 57 m/s (128 MPH)
No Load Speed (RPM)	High: 17,000 Low: 10,000
Dimensions (L x W x H)	905 x 141 x 194 mm (35-5/8 x 5-5/8 x 7-5/8")
Net weight	3.1 - 3.2 kg (6.8 - 7.1 lbs.)

LXT **XPT**



Shoulder belt, Nozzle, Battery, Charger

DUB187

Cordless Blower Vacuum

18V

18V LXT BL Cordless Blower Vacuum



No load speed (RPM)	9,000-13,500
Max air volume (Vacuum)	6.1 m ³ /min
Max sealed suction	3.3 kPa
Dust bag capacity	25 L
Max air volume (Blower)	4.2 m ³ /min
Max air velocity (Blower)	64.0 m/s
Dimensions (L x W x H)	1,168 x 164 x 416 mm (46 x 6-1/2 x 16-3/8")
Net weight	3.7 - 4.0 kg (8.2 - 8.8 lbs.)

LXT **BL** **XPT**



Dust bag, Shoulder belt, Battery, Charger

DUB184

Cordless Blower

18V

18V LXT BL Brushless Cordless Variable Speed Blower



Max air volume	13.0 m ³ /min (459 CFM)
Max air velocity	52.1 m/s (116 MPH)
Blowing force	10.9 N
No Load Speed (RPM)	0 - 18,000
Continuous Use (min.)	w/ BL1860B: 12 w/ BL1850B: 10
Dimensions (L x W x H)	w/ BL1815N / BL1820B: 810 x 160 x 285 mm (32 x 6-5/16 x 11-1/4") w/ BL1830B / BL1840B / BL1850B / BL1860B: 825 x 160 x 285 mm (32-1/2 x 6-5/16 x 11-1/4")
Net weight	2.5 - 3.0 kg (5.4 - 6.7 lbs.)

LXT **BL** **XPT**



Shoulder belt, Nozzle, Battery, Charger, Hex wrench

Dust management

DUB185 Cordless Blower 18V

18V LXT Cordless Variable 3-Speed Blower



Blowing force	3.1 N
Max Sealed Suction	5.8 kPa
No Load Speed (RPM)	0 - 18,000
Run time (min)	w/ BL1850(B), High / Mid / Low: 21 / 50 / 130
	w/ BL1830(B), High / Mid / Low: 13 / 30 / 80
Dimensions (L x W x H)	w/ BL1815N / BL1820B: 515 x 156 x 195 mm (20-1/4 x 6-1/8 x 7-5/8")
	w/ BL1830B / BL1840B / BL1850B / BL1860B: 517 x 156 x 210 mm (20-3/8 x 6-1/8 x 8-1/4")
Net weight	1.6 - 2.1 kg (3.5 - 4.6 lbs.)



Nozzle, Dust bag, Battery, Charger

DUB186 Cordless Blower 18V

18V LXT Cordless Variable 3-Speed Blower



Blowing force	2.5 N
No Load Speed (RPM)	0 - 18,000
Run time (min)	w/ BL1850(B), High / Mid / Low: 20 / 50 / 130
	w/ BL1830(B), High / Mid / Low: 12 / 30 / 80
Dimensions (L x W x H)	w/ BL1815N / BL1820B: 859 x 156 x 195 mm (33-3/4 x 6-1/8 x 7-5/8")
	w/ BL1830B / BL1840B / BL1850B / BL1860B: 861 x 156 x 210 mm (34 x 6-1/8 x 8-1/4")
Net weight	1.6 - 2.1 kg (3.5 - 4.6 lbs.)



Garden nozzle, Battery, Charger

UB100D Cordless Blower 12V max

12Vmax CXT Cordless Variable 3-Speed Blower



Blowing force	1.8 N
Max Sealed Suction	4.0 kPa
No Load Speed (RPM)	0 - 15,800
Run time (min)	w/ BL1016, High / Mid / Low: 8 / 20 / 45
Dimensions (L x W x H)	w/ BL1016/BL1021B: 505 x 155 x 184 mm (19-7/8 x 6-1/8 x 7-1/4")
	w/ BL1041B: 508 x 155 x 202 mm (20 x 6-1/8 x 8")
Net weight	1.4 - 1.9 kg (3.1 - 4.2 lbs.)



Nozzle, Dust bag (country-specific), Flexible hose (country-specific), Battery, Charger

UB101D Cordless Blower 12V max

12Vmax CXT Cordless Variable 3-Speed Blower



Blowing force	1.6 N
No Load Speed (RPM)	0 - 15,800
Run time (min)	w/ BL1016, High / Mid / Low: 7 / 20 / 45
Dimensions (L x W x H)	w/ BL1016/BL1021B: 849 x 155 x 184 mm (33-1/2 x 6-1/8 x 7-1/4")
	w/ BL1041B: 852 x 155 x 202 mm (33-1/2 x 6-1/8 x 8")
Net weight	1.4 - 1.9 kg (3.1 - 4.2 lbs.)



Garden nozzle, Flexible hose (country-specific), Battery, Charger

UB1103 Blower 600 W

600 W Variable Speed Blower



Continuous rating Input	600W
Max air volume	0 - 4.1 m ³ /min
Max air velocity	0 - 91 m/s
Air pressure	0 - 5.7 kPa
No Load Speed (RPM)	0 - 16,000
Dimensions (L x W x H)	479 x 185 x 178 mm (18-7/8 x 7-1/4 x 7")
Net weight	1.9 - 2.2 kg (4.3 - 4.8 lbs.)
Power supply cord	2.5 m (8.2 ft)



Nozzle, Dust bag

UB1102 Blower 600 W

600 W Blower



Continuous rating Input	600W
Max air volume	4.1 m ³ /min
Max air velocity	91 m/s
Air pressure	5.7 kPa
No Load Speed (RPM)	16,000
Dimensions (L x W x H)	479 x 185 x 178 mm (18-7/8 x 7-1/4 x 7")
Net weight	1.9 - 2.2 kg (4.3 - 4.8 lbs.)
Power supply cord	2.5 m (8.2 ft)



Nozzle, Dust bag

AS001G Cordless Dust Blower 40V max

40Vmax XGT BL Cordless Dust Blower



Air volume	0-1.1 m ³ /min
Air velocity	0-200 m/s
Air pressure	0-29.7 kPa
Blowing force	Mode 1: 0-1.1 N / Mode 4: 0-2.8 N
Max Sealed Suction	10.3 kPa
Continuous Use (min.)	w/ BL4025, Mode 1: 50
	w/ BL4025, Mode 4: 13
Dimensions (L x W x H)	w/ BL4020 / BL4025: 180 x 94 x 300 mm (7-1/8 x 3-11/16 x 11-3/4")
	w/ BL4040: 181 x 94 x 308 mm (7-1/8 x 3-11/16 x 12-1/8")
	w/ BL4050F: 181 x 94 x 332 mm (7-1/8 x 3-11/16 x 13-1/8")
Net weight	1.5 - 2.3 kg (3.3 - 5.1 lbs.)



Nozzle, Pinch valve nozzle, Wide range nozzle, Flexible nozzle, Air vent hose, Rubber attachment, Filter, Belt clip, Battery, Charger

DAS180 Cordless Dust Blower 18V

18V LXT BL Cordless Air Duster



Air volume	0-1.1 m ³ /min
Air velocity	0-150 m/s
Air pressure	0-18.0 kPa
Blowing force	Mode 1: 0-1.1 N
	Mode 4: 0-2.8 N
Max Sealed Suction	9.3 kPa
Continuous Use (min.)	BL1860B, Mode 1: 55
	BL1860B, Mode 4: 15
Dimensions (L x W x H)	w/o Battery: 173 x 92 x 247 mm (6-13/16 x 3-5/8 x 9-3/4")
Net weight	1.2 - 1.7 kg (2.6 - 3.7 lbs.)



Nozzle, Pinch valve nozzle, Wide range nozzle, Flexible nozzle, Air vent hose, Rubber attachment, Filter, Belt clip, Battery, Charger

Dust management

DHW080 18V x2 Cordless High Pressure Washer

18V X2 (36V) LXT BL Cordless 8 MPa High Pressure Washer



Max permissible pressure	8.0 MPa
Regular pressure	High / Low: 5.5 / 3.0 MPa
Max water flow	380 L/h (6.3 L/min)
Regular flow	High / Low: 330 / 240 L/h (5.5 / 4.0 L/min)
Pump speed (RPM)	High / Low: 3,450 / 2,390
Max feed temperature	40°C
Max suction height	1 m (3.3 ft.)
Max run time (min)	w/ BL1860B X2 High / Low: 15 / 34
High pressure hose length	5 m (16 ft.)
Tank	50 L
Dimensions (L x W x H)	438 x 218 x 269 mm (17-1/4 x 8-5/8 x 10-5/8")
Net weight	7.1 - 7.7 kg (15.6 - 17.0 lbs.)



Trigger gun, High pressure hose 5 m, Suction hose, Cleaner pin, Storage box, Variable nozzle, Connector, One touch joint, Battery, Charger

HW151 High Pressure Washer

15 MPa (150 bar) High Pressure Washer



Continuous rating Input	2,500W
Max pressure	15 Mpa (150 bar, 2,175 PSI)
Max flow rate	500 L/h
Motor type	Induction
Max feed temperature	50°C (122°F)
High pressure hose length	10 m (33 ft.)
Net weight	26.9 kg (59.3 lbs.)

HW140 High Pressure Washer

14 MPa (140 bar) High Pressure Washer



Continuous rating Input	2,300W
Max pressure	14 Mpa (140 bar, 2,030 PSI)
Max flow rate	500 L/h
Motor type	Induction
Max feed temperature	50°C (122°F)
High pressure hose length	10 m (33 ft.)
Net weight	29 kg (63.9 lbs.)

HW121 High Pressure Washer

13 MPa (130 Bar) High Pressure Washer



Continuous rating Input	2,100W
Max pressure	13 Mpa (130 bar, 1,885 PSI)
Max flow rate	390 L/h
Motor type	Induction
Max feed temperature	50°C (122°F)
High pressure hose length	8 m (26.3 ft.)
Net weight	17.8 kg (39.2 lbs.)

HW1300 High Pressure Washer

13 MPa (130 Bar) High Pressure Washer with Self-Priming Function



Continuous rating Input	1,800W
Max pressure	13 Mpa (130 bar, 1,885 PSI)
Max flow rate	450 L/h
Max feed temperature	40°C (104°F)
High pressure hose length	10 m (33 ft.)
Dimensions (L x W x H)	292 x 358 x 830 mm (11-1/2 x 14-1/8 x 32-3/4")
Net weight	12.7 kg (28 lbs.)
Power supply cord	5.0 m (16.4 ft)



Trigger gun, Vario-power spray lance, Cyclone jet nozzle, Detergent bottle, Cleaner pin, Coupling sleeve, High pressure hose 10 m, Water hose connector, Foam nozzle, Connector

HW1200 High Pressure Washer

12 MPa (120 Bar) High Pressure Washer with Self-Priming Function



Continuous rating Input	1,800W
Max pressure	12 Mpa (120 bar, 1,740 PSI)
Max flow rate	420 L/h
Max feed temperature	40°C (104°F)
High pressure hose length	10 m (33 ft.)
Dimensions (L x W x H)	292 x 358 x 830 mm (11-1/2 x 14-1/8 x 32-3/4")
Net weight	11 kg (24.3 lbs.)
Power supply cord	5.0 m (16.4 ft)



Trigger gun, Vario-power spray lance, Cyclone jet nozzle, Detergent bottle, Cleaner pin, Coupling sleeve, High pressure hose 10 m, Water hose connector, Foam nozzle, Connector

HW111 High Pressure Washer

11 MPa (110 Bar) High Pressure Washer



Continuous rating Input	1,700W
Max pressure	11 Mpa (110 bar, 1,595 PSI)
Max flow rate	370 L/h
Motor type	Universal
Max feed temperature	50°C (122°F)
High pressure hose length	5.5 m (18 ft.)
Net weight	7.4 kg (16.3 lbs.)

HW112 High Pressure Washer

12 MPa (120 Bar) High Pressure Washer



Continuous rating Input	1,600W
Max pressure	12 Mpa (120 bar, 1,740 PSI)
Max flow rate	370 L/h
Motor type	Induction
Max feed temperature	50°C (122°F)
High pressure hose length	5.5 m (18 ft.)
Net weight	16.2 kg (35.7 lbs.)

Dust management

HW102 High Pressure Washer

10 MPa (100 Bar) High Pressure Washer



Continuous rating Input	1,300W
Max pressure	10 MPa (100 bar, 1,450 PSI)
Max flow rate	360 L/h
Motor type	Universal
Max feed temperature	50°C (122°F)
High pressure hose length	5 m (16.4 ft.)
Net weight	5.8 kg (12.8 lbs.)




HW101 High Pressure Washer

10 MPa (100 Bar) High Pressure Washer



Continuous rating Input	1,300W
Max pressure	10 MPa (100 bar, 1,450 PSI)
Max flow rate	360 L/h
Motor type	Universal
Max feed temperature	50°C (122°F)
High pressure hose length	5 m (16.4 ft.)
Net weight	6.5 kg (14.3 lbs.)









Hose, Gun and lance, Detergent bottle










PRODUCTS

Lawn care/Grass care



-  Double Insulation
-  Variable Speed
-  Brake
-  Reversing
-  Electronic 2-Speed
-  Electronic 3-Speed
-  Constant Speed
-  Soft Start

Lawn care/Grass care

	Battery	Max Output	Handle	Nylon	Plastic	Metal	BL MOTOR	ADT	AFT	
UR101C		1.0kW	Offset bike	430mm	255 / 305mm	255mm	✓	✓	✓	
UR201C			Loop							
UR202C			Loop	430mm	255 / 305mm	-				
UR012G	40V max x2	2.0kW	Offset bike	480mm	305mm	255 / 305mm	✓	✓	✓	
UR013G		1.5kW	Offset bike	450mm	305mm	255mm	✓	-	✓	
UR014G			Loop	450mm	-	-				
UR006G		1.0kW	Offset bike	430mm	255 / 305mm	255mm	✓	✓	✓	
UR007G			Loop							
UR008G			40V max	Loop	430mm	255 / 305mm				-
UR002G			0.55kW	Offset bike	350mm	255mm	230mm	✓	✓	✓
UR003G				Loop						
UR016G			0.5kW	Offset bike	330mm	230mm	230mm	✓	✓	✓
UR017G				Loop						
DUR369A			18V x2	1.0kW	Offset bike	430mm	255 / 305mm	230 / 255mm	✓	✓
DUR369L	Loop									
DUR369N	Loop			430mm	255 / 305mm	-				
DUR368A			0.55kW	Offset bike	350mm	255mm	230 / 255mm	✓	✓	✓
DUR368L				Loop						
DUR190U			240W	Offset bike	300mm	255mm	230mm	✓	✓	✓
DUR191U		Offset bike								
DUR190L		Loop								
DUR191L		Loop								
DUR194	18V	230W		280mm	230mm	200mm	-	-	-	
DUR189	240W	300mm		255mm	-	✓	✓	-		
DUR192L	460W	300mm		-	-	✓	-	-		
DUR193	280W	260mm		-	-	-	-	-		
DUR181	230W	260mm		230mm	-	-	-	-		
UR100D	12V max	130W			260mm	230mm	-	-	-	-
UR180D	18V	230W			260mm	-	-	-	-	-
UR140D	14.4V	160W			350mm	-	230mm	-	-	-
UR3502	AC	-			350mm	-	-	-	-	-
UR3501		-			350mm	-	-	-	-	-
UR3500		-	350mm		-	230mm	-	-	-	
UR2300		-	300mm		-	-	-	-	-	
UR3000		-	300mm		-	-	-	-	-	

Lawn care/Grass care

UR101C

Battery Powered Grass Trimmer



BL ADT AFT Battery Powered 3-Speed Grass Trimmer, Bike Handle



Cutting Width	Metal blade: 255 mm (10") Nylon Cutting Head: 430 mm (17") Plastic Blade: 305 mm (12")
No Load Speed (RPM)	Metal Blade (3/2/1): 0-7,000/0-5,500/0-4,600 Nylon Cutting Head (3/2/1): 0-5,500/0-5,000/0-4,600 Plastic Blade (305 mm) (3/2/1): 0-7,000/0-5,500/0-4,600 Plastic Blade (255 mm) (3/2/1): 0-5,500/0-5,000/0-4,600
Spindle size	M10 x 1.25 LH
Dimensions (L x W x H)	1,760 x 628 x 550 mm (69-1/4 x 24-3/4 x 21-5/8")
Net weight	5.2 kg (11.5 lbs.)



Metal blade / Nylon cutting head / Plastic blade (country-specific), Blade cover (for the product with metal blade), Accessory bag, Hex wrench, Box wrench, Shoulder belt, Battery, Charger

UR201C

Battery Powered Grass Trimmer



BL ADT AFT Battery Powered 3-Speed Grass Trimmer, Loop Handle



Cutting Width	Metal blade: 255 mm (10") Nylon Cutting Head: 430 mm (17") Plastic Blade: 305 mm (12")
No Load Speed (RPM)	Metal Blade (3/2/1): 0-7,000/0-5,500/0-4,600 Nylon Cutting Head (3/2/1): 0-5,500/0-5,000/0-4,600 Plastic Blade (305 mm) (3/2/1): 0-7,000/0-5,500/0-4,600 Plastic Blade (255 mm) (3/2/1): 0-5,500/0-5,000/0-4,600
Spindle size	M10 x 1.25 LH
Dimensions (L x W x H)	1,795 x 400 x 269 mm (70-1/2 x 15-3/4 x 10-5/8")
Net weight	4.7 kg (10.4 lbs.)



Metal blade / Nylon cutting head / Plastic blade (country-specific), Blade cover (for the product with metal blade), Accessory bag, Hex wrench, Box wrench, Shoulder belt, Battery, Charger

UR202C

Battery Powered Grass Trimmer



BL ADT AFT Battery Powered 3-Speed Grass Trimmer, Loop Handle



Cutting Width	Nylon Cutting Head: 430 mm (17") Plastic Blade: 305 mm (12")
No Load Speed (RPM)	Nylon Cutting Head (3/2/1): 0-5,000/0-4,600/0-4,000
Spindle size	M10 x 1.25 LH
Dimensions (L x W x H)	1,783 x 226 x 300 mm (70-1/4 x 8-15/16 x 11-7/8")
Net weight	4.4 kg (9.7 lbs.)



Metal blade / Nylon cutting head / Plastic blade (country-specific), Blade cover (for the product with metal blade), Accessory bag, Hex wrench, Box driver, Battery, Charger

UR12G

Cordless Grass Trimmer

40V max x2

40Vmax X2 (80Vmax) XGT BL ADT AFT Cordless 3-Speed Grass Trimmer, Bike Handle



Cutting Width	Metal blade: 305 mm (12") TCT saw blade: 255 mm (10") Chisel blade: 225 mm (8-7/8") Nylon Cutting Head: 480 mm (18-7/8") Shredder blade: 270 mm (8-7/8") Plastic Blade: 305 mm (12")
No Load Speed (RPM)	Metal Blade (3/2/1): 0-6,800/0-5,000/0-3,500 Nylon Cutting Head (3/2/1): 0-5,000/0-4,200/0-3,500 Plastic Blade (305 mm) (3/2/1): 0-6,800/0-5,000/0-3,500
Spindle size	M10 x 1.25 LH
Dimensions (L x W x H)	w/o Cutting tool, w/ BL4050F: 1,790 x 680 x 590 mm (70-1/2 x 26-3/4 x 23-1/4")
Net weight	8.0 - 9.3 kg (17.6 - 20.5 lbs.)



Metal blade / Nylon cutting head / Plastic blade (country-specific), Blade cover (for the product with metal blade), Accessory bag, Hex wrench, Box wrench, Shoulder belt, Battery, Charger

UR13G

Cordless Grass Trimmer

40V max

40Vmax XGT BL AFT Cordless Grass Trimmer, Bike Handle



Cutting Width	Metal blade: 255 mm (10") Chisel blade: 225 mm (8-7/8") Nylon Cutting Head: 450 mm (17-3/4") Shredder blade: 270 mm (8-7/8") Plastic Blade: 305 mm (12")
No Load Speed (RPM)	0 - 6,700
Spindle size	M10 x 1.25 LH
Dimensions (L x W x H)	w/o Cutting tool, w/ BL4050F: 1,905 x 688 x 574 mm (75 x 27 x 22-5/8")
Net weight	5.9 - 7.3 kg (13.0 - 16.1 lbs.)



Metal blade / Nylon cutting head / Plastic blade (country-specific), Tool cover (country-specific), Accessory bag, Hex wrench, Box driver, Shoulder belt, Battery, Charger

UR14G

Cordless Grass Trimmer

40V max

40Vmax XGT BL AFT Cordless Grass Trimmer, Loop Handle



Cutting Width	Nylon Cutting Head: 450 mm (17-3/4")
No Load Speed (RPM)	0 - 5,000
Spindle size	M10 x 1.25 LH
Dimensions (L x W x H)	w/o Cutting tool, w/ BL4050F: 1,886 x 227 x 332 mm (74-1/4 x 8-15/16 x 13-1/8")
Net weight	5.5 - 6.7 kg (12.1 - 14.8 lbs.)



Nylon cutting head, Accessory bag, Hex wrench, Box driver, Shoulder belt, Battery, Charger

UR006G

Cordless Grass Trimmer

40V max

40Vmax XGT BL ADT AFT Cordless 3-Speed Grass Trimmer, Bike Handle



Cutting Width	Metal blade: 255 mm (10") Nylon Cutting Head: 430 mm (17") Plastic Blade: 305 mm (12")
No Load Speed (RPM)	Metal Blade (3/2/1): 0-7,000/0-5,500/0-4,600 Nylon Cutting Head (3/2/1): 0-5,500/0-5,000/0-4,600 Plastic Blade (305 mm) (3/2/1): 0-7,000/0-5,500/0-4,600 Plastic Blade (255 mm) (3/2/1): 0-5,500/0-5,000/0-4,600
Spindle size	M10 x 1.25 LH
Dimensions (L x W x H)	w/o Cutting tool, w/ BL4020 / BL4025 / BL4040: 1,815 x 677 x 540 mm (71-1/2 x 26-3/4 x 21-1/4")
Net weight	5.7 - 6.3 kg (12.6 - 13.9 lbs.)



Metal blade / Nylon cutting head / Plastic blade (country-specific), Blade cover (for the product with metal blade), Accessory bag, Hex wrench, Box wrench, Shoulder belt, Battery, Charger

UR007G

Cordless Grass Trimmer

40V max

40Vmax XGT BL ADT AFT Cordless 3-Speed Grass Trimmer, Loop Handle



Cutting Width	Metal blade: 255 mm (10") Nylon Cutting Head: 430 mm (17") Plastic Blade: 305 mm (12")
No Load Speed (RPM)	Metal Blade (3/2/1): 0-7,000/0-5,500/0-4,600 Nylon Cutting Head (3/2/1): 0-5,500/0-5,000/0-4,600 Plastic Blade (305 mm) (3/2/1): 0-7,000/0-5,500/0-4,600 Plastic Blade (255 mm) (3/2/1): 0-5,500/0-5,000/0-4,600
Spindle size	M10 x 1.25 LH
Dimensions (L x W x H)	w/o Cutting tool, w/ BL4020 / BL4025 / BL4040: 1,815 x 396 x 266 mm (71-1/2 x 15-5/8 x 10-1/2")
Net weight	5.3 - 5.9 kg (11.7 - 13.0 lbs.)



Metal blade / Nylon cutting head / Plastic blade (country-specific), Blade cover (for the product with metal blade), Accessory bag, Hex wrench, Box wrench, Shoulder belt, Battery, Charger

UR008G Cordless Grass Trimmer **40V max**
40Vmax XGT BL ADT AFT Cordless 3-Speed Grass Trimmer, Loop Handle



Cutting Width	Nylon Cutting Head: 430 mm (17") Plastic Blade: 305 mm (12")
No Load Speed (RPM)	Nylon Cutting Head (3 / 2 / 1): 0 - 5,000 / 0 - 4,600 / 0 - 4,000 Plastic Blade (305 mm) (3 / 2 / 1): 0 - 6,000 / 0 - 4,600 / 0 - 4,000
Spindle size	M10 x 1.25 LH
Dimensions (L x W x H)	w/o Cutting tool, w/ BL4020 / BL4025 / BL4040: 1,803 x 224 x 300 mm (71 x 8-7/8 x 11-3/4")
Net weight	5.0 - 5.7 kg (11.0 - 12.6 lbs.)



Nylon cutting head, Accessory bag, Hex wrench, Battery, Charger

UR002G Cordless Grass Trimmer **40V max**
40Vmax XGT BL ADT AFT Cordless 3-Speed Grass Trimmer, Bike Handle



Cutting Width	Metal blade: 230 mm (9") / TCT saw blade: 255 mm (10") Nylon Cutting Head: 350 mm (13-3/4") / Plastic Blade: 255 mm (10")
No Load Speed (RPM)	High / Mid / Low: 0 - 6,500 / 5,300 / 3,500
Spindle size	M10 x 1.25 LH
Run time (min)	w/ metal blade, w/o load (min) w/ BL4050F High / Mid / Low: 153 / 227 / 505 w/ nylon cutting head, w/o load (min) w/ BL4050F High / Mid / Low: 45 / 80 / 259 w/ plastic blade, w/o load (min) w/ BL4050F High / Mid / Low: 163 / 244 / 513
Dimensions (L x W x H)	w/o Cutting tool, w/ BL4020 / BL4025 / BL4040: 1,735 x 630 x 500 mm (68-1/4 x 24-3/4 x 19-3/4") w/o Cutting tool, w/ BL4050F: 1,760 x 630 x 500 mm (69-1/4 x 24-3/4 x 19-3/4")
Net weight	4.6 - 5.3 kg (10.1 - 11.6 lbs.)



Metal blade / Nylon cutting head / Plastic blade (country-specific), Blade cover (for the product with metal blade), Accessory bag, Hex wrench, Box driver, Shoulder belt, Battery, Charger

UR003G Cordless Grass Trimmer **40V max**
40Vmax XGT BL ADT AFT Cordless 3-Speed Grass Trimmer, Loop Handle



Cutting Width	Metal blade: 230 mm (9") / TCT saw blade: 255 mm (10") Nylon Cutting Head: 350 mm (13-3/4") Plastic Blade: 255 mm (10")
No Load Speed (RPM)	High / Mid / Low: 0 - 6,500 / 5,300 / 3,500
Spindle size	M10 x 1.25 LH
Run time (min)	w/ metal blade, w/o load (min) w/ BL4050F High / Mid / Low: 153 / 227 / 505 w/ nylon cutting head, w/o load (min) w/ BL4050F High / Mid / Low: 45 / 80 / 259 w/ plastic blade, w/o load (min) w/ BL4050F High / Mid / Low: 163 / 244 / 513
Dimensions (L x W x H)	w/o Cutting tool, w/ BL4020 / BL4025 / BL4040: 1,735 x 355 x 230 mm (68-1/4 x 14 x 9") w/o Cutting tool, w/ BL4050F: 1,760 x 355 x 230 mm (69-1/4 x 14 x 9")
Net weight	4.1 - 4.7 kg (9.0 - 10.4 lbs.)



Metal blade / Nylon cutting head / Plastic blade (country-specific), Blade cover (for the product with metal blade), Accessory bag, Hex wrench, Box driver, Shoulder belt, Battery, Charger

UR016G Cordless Grass Trimmer **40V max**
40Vmax XGT BL ADT AFT Cordless 3-Speed Grass Trimmer, Bike Handle



Cutting Width	Metal blade: 230 mm (9") Nylon Cutting Head: 430 mm (13") Plastic Blade: 230 mm (9")
No Load Speed (RPM)	High / Mid / Low: 6,500 / 5,300 / 3,500
Dimensions (L x W x H)	1,890 x 625 x 537 mm (74-1/2 x 24-5/8 x 21-1/8")
Net weight	4.4 kg



Nylon cutting head, Plastic blade, Shoulder belt, Box driver, Hex wrench, Accessory bag, Battery, Charger

UR017G Cordless Grass Trimmer **40V max**
40Vmax XGT BL ADT AFT Cordless 3-Speed Grass Trimmer, Loop Handle



Cutting Width	Metal blade: 230 mm (9") Nylon Cutting Head: 330 mm (13") Plastic Blade: 230 mm (9")
No Load Speed (RPM)	High / Mid / Low: 6,500 / 5,300 / 3,500
Dimensions (L x W x H)	1,890 x 362 x 265 mm (74-1/2 x 14-1/4 x 10-3/8")
Net weight	3.9 kg



Nylon cutting head, Plastic blade, Shoulder belt, Box driver, Hex wrench, Accessory bag, Battery, Charger

DUR369A Cordless Grass Trimmer **18V x2**
18V X2 (36V) LXT BL ADT AFT Cordless 3-Speed Grass Trimmer, Bike Handle



Cutting Width	Metal blade: 255 mm (10") Nylon Cutting Head: 430 mm (17") Plastic Blade: 305 mm (12")
No Load Speed (RPM)	Metal Blade (3 / 2 / 1): 0 - 7,000 / 0 - 5,500 / 0 - 4,600 Nylon Cutting Head (3 / 2 / 1): 0 - 5,500 / 0 - 5,000 / 0 - 4,600 Plastic Blade (305 mm) (3 / 2 / 1): 0 - 7,000 / 0 - 5,500 / 0 - 4,600 Plastic Blade (255 mm) (3 / 2 / 1): 0 - 5,500 / 0 - 5,000 / 0 - 4,600
Spindle size	M10 x 1.25 LH
Dimensions (L x W x H)	1,846 x 628 x 530 mm (72-1/2 x 24-3/4 x 20-7/8")
Net weight	5.9 - 6.5 kg (13.0 - 14.3 lbs.)



Metal blade / Nylon cutting head / Plastic blade (country-specific), Blade cover (for the product with metal blade), Accessory bag, Hex wrench, Box wrench, Shoulder belt, Battery, Charger

DUR369L Cordless Grass Trimmer **18V x2**
18V X2 (36V) LXT BL ADT AFT Cordless 3-Speed Grass Trimmer, Loop Handle



Cutting Width	Metal blade: 255 mm (10") Nylon Cutting Head: 430 mm (17") Plastic Blade: 305 mm (12")
No Load Speed (RPM)	Metal Blade (3 / 2 / 1): 0 - 7,000 / 0 - 5,500 / 0 - 4,600 Nylon Cutting Head (3 / 2 / 1): 0 - 5,500 / 0 - 5,000 / 0 - 4,600 Plastic Blade (305 mm) (3 / 2 / 1): 0 - 7,000 / 0 - 5,500 / 0 - 4,600 Plastic Blade (255 mm) (3 / 2 / 1): 0 - 5,500 / 0 - 5,000 / 0 - 4,600
Spindle size	M10 x 1.25 LH
Dimensions (L x W x H)	1,846 x 400 x 269 mm (72-1/2 x 15-3/4 x 10-5/8")
Net weight	5.7 - 6.3 kg (12.6 - 13.9 lbs.)



Metal blade / Nylon cutting head / Plastic blade (country-specific), Blade cover (for the product with metal blade), Accessory bag, Hex wrench, Box wrench, Shoulder belt, Battery, Charger

DUR369N Cordless Grass Trimmer **18V x2**
18V X2 (36V) LXT BL ADT AFT Cordless 3-Speed Grass Trimmer, Loop Handle



Cutting Width	Nylon Cutting Head: 430 mm (17") Plastic Blade: 305 mm (12")
No Load Speed (RPM)	Nylon Cutting Head (3 / 2 / 1): 0 - 6,000 / 0 - 4,600 / 0 - 4,000
Spindle size	M10 x 1.25 LH
Dimensions (L x W x H)	1,834 x 226 x 301 mm (72-1/2 x 8-15/16 x 11-7/8")
Net weight	5.5 - 6.1 kg (12.1 - 13.5 lbs.)



Nylon cutting head, Accessory bag, Hex wrench, Battery, Charger

Lawn care/Grass care

DUR368A Cordless Grass Trimmer 18V x2

18V X2 (36V) LXT BL ADT AFT Cordless 3-Speed Grass Trimmer, Bike Handle



Cutting Width	Metal blade: 230 mm (9") / TCT saw blade: 255 mm (10") Nylon Cutting Head: 350 mm (13-3/4") Plastic Blade: 255 mm (10")
No Load Speed (RPM)	High / Mid / Low: 6,500 / 5,300 / 3,500
Spindle size	M10 x 1.25 LH
Run time (min)	
w/ metal blade, w/o load (min)	w/ BL1860B High / Mid / Low: 184 / 273 / 606
w/ nylon cutting head, w/o load (min)	w/ BL1860B High / Mid / Low: 55 / 96 / 311
w/ plastic blade, w/o load (min)	w/ BL1860B High / Mid / Low: 196 / 293 / 616
Dimensions (L x W x H)	1,758 x 615 x 442 mm (69-1/4 x 24-1/4 x 17-3/8")
Net weight	4.1 - 4.7 kg (9.0 - 10.5 lbs.)

LXT BL ADT AFT XPT



Metal blade / Nylon cutting head / Plastic blade (country-specific), Blade cover (for the product with metal blade), Accessory bag, Hex wrench, Box driver, Shoulder belt, Battery, Charger

DUR368L Cordless Grass Trimmer 18V x2

18V X2 (36V) LXT BL ADT AFT Cordless 3-Speed Grass Trimmer, Loop Handle



Cutting Width	Metal blade: 230 mm (9") TCT saw blade: 255 mm (10") Nylon Cutting Head: 350 mm (13-3/4") Plastic Blade: 255 mm (10")
No Load Speed (RPM)	High / Mid / Low: 6,500 / 5,300 / 3,500
Spindle size	M10 x 1.25 LH
Run time (min)	
w/ metal blade, w/o load (min)	w/ BL1860B High / Mid / Low: 184 / 273 / 606
w/ nylon cutting head, w/o load (min)	w/ BL1860B High / Mid / Low: 55 / 96 / 311
w/ plastic blade, w/o load (min)	w/ BL1860B High / Mid / Low: 196 / 293 / 616
Dimensions (L x W x H)	1,758 x 362 x 231 mm (69-1/4 x 14-1/4 x 9-1/8")
Net weight	3.9 - 4.5 kg (8.6 - 10.0 lbs.)

LXT BL ADT AFT XPT



Metal blade / Nylon cutting head / Plastic blade (country-specific), Blade cover (for the product with metal blade), Accessory bag, Hex wrench, Box driver, Shoulder belt, Battery, Charger

DUR190U Cordless Grass Trimmer 18V

18V LXT BL ADT AFT Cordless 3-Speed Grass Trimmer, Bike Handle



Cutting Width	Metal blade: 230 mm (9") Nylon Cutting Head: 300 mm (11-3/4") Plastic Blade: 255 mm (10")
No Load Speed (RPM)	3,500 - 6,000
Spindle size	M10 x 1.25 LH
Dimensions (L x W x H)	1,836 x 610 x 473 mm (72-1/4 x 24 x 18-5/8")
Net weight	3.1 - 3.4 kg (6.8 - 7.5 lbs.)

LXT BL ADT AFT XPT



Band assembly, Tipped saw, Accessory bag, Box driver, Hex wrench, Cap, Tool cover, Battery

DUR190L Cordless Grass Trimmer 18V

18V LXT BL ADT AFT Cordless 3-Speed Grass Trimmer, Loop Handle



Cutting Width	Metal blade: 230 mm (9") Nylon Cutting Head: 300 mm (11-3/4") Plastic Blade: 255 mm (10")
No Load Speed (RPM)	3,500 - 6,000
Spindle size	M10 x 1.25 LH
Dimensions (L x W x H)	1,836 x 348 x 236 mm (72-1/4 x 13-3/4 x 9-1/4")
Net weight	2.9 - 3.2 kg (6.4 - 7.1 lbs.)

LXT BL ADT AFT XPT



Band assembly, Tipped saw, Accessory bag, Box driver, Hex wrench, Cap, Tool cover, Battery

DUR191U Cordless Grass Trimmer 18V

18V LXT BL ADT AFT Cordless 3-Speed Grass Trimmer, Split Shaft, Bike Handle



Cutting Width	Metal blade: 230 mm (9") Nylon Cutting Head: 300 mm (11-3/4") Plastic Blade: 255 mm (10")
No Load Speed (RPM)	3,500 - 6,000
Spindle size	M10 x 1.25 LH
Dimensions (L x W x H)	1,836 x 610 x 473 mm (72-1/4 x 24 x 18-5/8")
Net weight	3.4 - 3.7 kg (7.5 - 8.2 lbs.)

LXT BL ADT AFT XPT



Band assembly, Tipped saw, Accessory bag, Box driver, Hex wrench, Cap, Tool cover, Battery

DUR191L Cordless Grass Trimmer 18V

18V LXT BL ADT AFT Cordless 3-Speed Grass Trimmer, Split Shaft, Loop Handle



Cutting Width	Metal blade: 230 mm (9") Nylon Cutting Head: 300 mm (11-3/4") Plastic Blade: 255 mm (10")
No Load Speed (RPM)	3,500 - 6,000
Spindle size	M10 x 1.25 LH
Dimensions (L x W x H)	1,836 x 345 x 236 mm (72-1/4 x 13-5/8 x 9-1/4")
Net weight	3.2 - 3.5 kg (7.1 - 7.7 lbs.)

LXT BL ADT AFT XPT



Band assembly, Tipped saw, Accessory bag, Box driver, Hex wrench, Cap, Tool cover, Battery

DUR194 Cordless Grass Trimmer 18V

18V LXT Li-Ion Cordless 2-Speed Grass Trimmer, Loop Handle



Cutting Width	Metal blade: 200 mm (7-7/8") Nylon Cutting Head: 280 mm (11") Plastic Blade: 230 mm (9")
No Load Speed (RPM)	High / Low: 6,000 / 4,500
Spindle size	M10 x 1.25 LH
Dimensions (L x W x H)	w/o Cutting tool, w/ BL1830B / BL1840B / BL1850B / BL1860B: 1,580 x 288 x 236 mm (62-1/4 x 11-3/8 x 9-1/4") w/ 200 mm 8-tooth metal blade, w/ BL1830B / BL1840B / BL1850B / BL1860B: 1,630 x 288 x 236 mm (64 x 11-3/8 x 9-1/4")
Net weight	2.6 - 2.9 kg (5.7 - 6.4 lbs.)

LXT XPT



Shoulder harness with single shoulder strap, Metal blade / Nylon cutting head / Plastic blade (country-specific), Hex wrench, Box driver, Accessory bag, Tool cover (country-specific), Battery, Charger

DUR189 Cordless Grass Trimmer 18V

18V LXT BL ADT Cordless Grass Trimmer, Short Telescopic Pipe, Loop Handle



Cutting Width	Trimmer head: 300 mm (11-3/4") Plastic Blade: 255 mm (10")
No Load Speed (RPM)	High / Mid / Low / ADT Mode: 6,000 / 5,000 / 4,000 / 4,000 - 6,000
Spindle size	M8 x 1.25 RH
Max run time (min)	Nylon cutting head, BL1860B: 168 Plastic Blade, BL1860B: 219
Dimensions (L x W x H)	1,518 - 1,618 x 258 x 396 mm (59-3/4 - 63-3/4 x 10-1/8 x 15-5/8")
Net weight	3 - 3.3 kg (6.6 - 7.3 lbs.)

LXT BL ADT XPT



Shoulder strap, Nylon cutting head, Plastic blade, Accessory bag, Hex wrench, Battery, Charger

DUR192L Cordless Grass Trimmer **18V**

18V LXT BL Cordless 2-Speed Grass Trimmer, Loop Handle



Cutting Width	Nylon Cutting Head: 300 mm (11-3/4")
No Load Speed (RPM)	High / Low: 0 - 4,500 / 0 - 6,000
Spindle size	M10 x 1.25 LH
Max run time (min)	High / Low, w/ 300 mm (11-3/4") Nylon Cutting Head, w/ Load, w/ BL1850B: 18 / 34 High / Low, w/ 300 mm (11-3/4") Nylon Cutting Head, w/o Load, w/ BL1850B: 46 / 97
Dimensions (L x W x H)	w/o Nylon cutting head, w/ BL1815N / BL1820B: 1,655 x 186 x 246 mm (65 x 7-3/8 x 9-11/16") w/o Nylon cutting head, w/ BL1830B / BL1840B / BL1850B / BL1860B: 1,670 x 186 x 246 mm (65-3/4 x 7-3/8 x 9-11/16")
Net weight	2.7 - 3.0 kg (6.0 - 6.6 lbs.)



Band assembly, Nylon cutting head, Hex wrench, Battery, Charger

DUR193 Cordless Grass Trimmer **18V**

18V LXT Li-Ion Cordless Grass Trimmer, Loop Handle



Cutting Width	Nylon Cutting Head: 260 mm (10-1/4")
No Load Speed (RPM)	7,800
Work amount on a full battery charge	w/ Nylon cutting head, w/ Load, w/ BL1830B: 25 min w/ Nylon cutting head, w/o Load, w/ BL1830B: 45 min
Net weight	2.3 - 2.6 kg (5.1 - 5.7 lbs.)



Shoulder harness with single shoulder strap, Nylon cord, Battery, Charger

DUR181 Cordless String Trimmer **18V**

18V LXT Li-Ion Cordless String Trimmer, Loop Handle



Cutting Width	Trimmer head: 260 mm (10-1/4")
No Load Speed (RPM)	7,800
Max run time (min)	w/ BL1830B: 45
Dimensions (L x W x H)	1,229 - 1,433 x 267 x 186 - 257 mm (48-1/2 - 56-1/2 x 10-1/2 x 7-3/8 - 10-1/8")
Net weight	2.8 - 3.1 kg (6.2 - 6.9 lbs.)



Shoulder belt, Nylon cutting head, Nylon cord, Battery, Charger

UR100D Cordless Grass Trimmer **12V max**

12V max CXT Li-Ion Cordless Grass Trimmer



Cutting Width	Nylon Cutting Head: 260 mm (10") Plastic Blade: 230 mm (9")
No Load Speed (RPM)	10,000
Spindle size	M8 x 1.25 RH
Run time w/ load (min)	w/ Nylon Cutting Head BL1041B / BL1021B / BL1016: 21 / 10 / 8 w/ Plastic Blade BL1041B / BL1021B / BL1016: 26 / 13 / 10
Run time w/o load (min)	w/ Nylon Cutting Head BL1041B / BL1021B / BL1016: 38 / 19 / 15 w/ Plastic Blade BL1041B / BL1021B / BL1016: 55 / 28 / 21
Dimensions (L x W x H)	835 - 1,185 x 267 x 210 - 315 mm (32-7/8 - 46-3/4 x 10-1/2 x 8-1/4 - 12-3/8")
Net weight	1.9 - 2.1 kg (4.3 - 4.6 lbs.)



Shoulder belt, Nylon cutting head, Nylon cord, Plastic blade, Accessory bag, Hex wrench, Battery, Charger

UR180D Cordless String Trimmer **18V**

18V Li-Ion Cordless String Trimmer, G-Battery



Cutting Width	Trimmer head: 260 mm (10-1/4")
No Load Speed (RPM)	7,800
Dimensions (L x W x H)	1,229 - 1,433 x 267 x 186 - 257 mm (48-1/2 - 56-1/2 x 10-1/2 x 7-3/8 - 10-1/8")
Net weight	2.1 - 2.2 kg (4.7 - 4.8 lbs.)

Shoulder belt, Nylon cutting head, Nylon cord, Battery, Charger

UR140D Cordless String Trimmer **14.4V**

14.4V Li-Ion Cordless String Trimmer, G-Battery



Cutting Width	Trimmer head: 260 mm (10-1/4")
No Load Speed (RPM)	6,000
Dimensions (L x W x H)	1,229 - 1,433 x 267 x 186 - 257 mm (48-1/2 - 56-1/2 x 10-1/2 x 7-3/8 - 10-1/8")
Net weight	2.1 kg (4.6 lbs.)

Shoulder belt, Nylon cutting head, Nylon cord, Battery, Charger

UR3502 Electric Grass Trimmer

35 cm (13-3/4") 1,000 W Electric Grass Trimmer, Loop Handle



Continuous rating Input	1,000W
Cutting Width	350 mm (13-3/4")
No Load Speed (RPM)	6,500
Dimensions (L x W x H)	1,630 x 380 x 300 mm (64 x 15 x 11-3/4")
Net weight	4.9 kg (10.8 lbs.)
Power supply cord	0.35 m (1.2 ft)



Nylon cutting head, Single harness, Socket wrench, Round bar

UR3501 Electric Grass Trimmer

35 cm (13-3/4") 1,000 W Electric Grass Trimmer, Bent Shaft, Loop Handle



Continuous rating Input	1,000W
Cutting Width	350 mm (13-3/4")
No Load Speed (RPM)	7,500
Dimensions (L x W x H)	1,550 x 410 x 500 mm (61 x 16-1/8 x 19-3/4")
Net weight	4.3 kg (9.6 lbs.)
Power supply cord	0.35 m (1.2 ft)



Nylon cutting head, Single harness, Socket wrench

Lawn care/Grass care

UR3500

Electric Grass Trimmer

35 cm (13-3/4") 700 W Electric Grass Trimmer, Bent Shaft, Loop Handle



Continuous rating Input	700W
Cutting Width	350 mm (13-3/4")
No Load Speed (RPM)	7,200
Dimensions (L x W x H)	1,550 x 410 x 500 mm (61 x 16-1/8 x 19-3/4")
Net weight	4.3 kg (9.5 lbs.)
Power supply cord	0.35 m (1.2 ft)



Nylon cutting head, Single harness, Socket wrench

UR2300

Electric Grass Trimmer

23 cm (9") 1,000 W Electric Grass Trimmer, Loop Handle



Continuous rating Input	1,000W
Cutting Width	230 mm (9")
No Load Speed (RPM)	7,800
Dimensions (L x W x H)	1,630 x 330 x 220 mm (64 x 13 x 8-5/8")
Net weight	4.7 kg (10.3 lbs.)
Power supply cord	0.35 m (1.2 ft)



Star blade, Single harness, Socket wrench, Round bar

UR3000

String Trimmer

30 cm (11-3/4") 450 W String Trimmer, Loop Handle



Continuous rating Input	450W
Cutting Width	300 mm (11-3/4")
No Load Speed (RPM)	9,000
Dimensions (L x W x H)	1,016~1,256 x 301 x 262 mm (40~49-1/2 x 11-7/8 x 10-3/8")
Net weight	2.6 kg (5.7 lbs.)
Power supply cord	0.3 m (1 ft)



Spool assembly, Shoulder belt



Lawn care/Grass care

UX01G

Cordless Multi Function Power Head

40V max

40Vmax XGT BL AFT Cordless Multi Function Power Head



No Load Speed (RPM)	High: 0 - 9,700 / Medium: 0 - 8,200 / Low: 0 - 5,700
Dimensions w/o Barrier	w/ BL4020 / BL4025:
Bar (L x W x H)	1,001 x 225 x 209 mm (40-1/2 x 8-7/8 x 8-1/4")
	w/ BL4040:
	1,001 x 225 x 209 mm (40-1/2 x 8-7/8 x 8-1/4")
	w/ BL4050F:
	1,027 x 225 x 209 mm (40-1/2 x 8-7/8 x 8-1/4")
Dimensions w/ Barrier Bar w/ BL4020 / BL4025:	
(L x W x H)	1,001 x 320 x 209 mm (39-1/2 x 12-5/8 x 8-1/4")
	w/ BL4040:
	1,001 x 320 x 209 mm (39-1/2 x 12-5/8 x 8-1/4")
	w/ BL4050F:
	1,027 x 320 x 209 mm (40-1/2 x 12-5/8 x 8-1/4")
Net weight	4.2 - 12.6 kg (9.3 - 27.8 lbs.)

XGT BL AFT WG XPT



Shoulder harness, Hex wrench, Accessory bag, Battery, Charger

DUX60

Cordless Multi Function Power Head

18V x2

18V X2 (36V) LXT BL AFT Cordless Multi Function Power Head



No Load Speed (RPM)	High: 0 - 9,700 Medium: 0 - 8,200 Low: 0 - 5,700
Dimensions (L x W x H)	1,011 x 320 x 216 mm (39-3/4 x 12-5/8 x 8-1/2")
Net weight	4.1 - 8.7 kg (8.9 - 19.2 lbs.)

LXT BL AFT XPT



Harness, Hex wrench, Accessory bag, Tool bag (for spec with Brushcutter attachment only), Carbide-tipped saw blade (for spec with EM402MP only), Box wrench (for spec with EM402MP/EM403MP/EM404MP only), Metal blade fixing tool (Clamp washer, Nut, Cup) (for spec with EM402MP/EM403MP/EM404MP), Nylon cutting head (for spec with EM403MP/EM404MP/EM405MP/EM406MP only), Battery, Charger

DUX18

Cordless Multi Function Power Head

18V

18V LXT BL AFT Cordless Multi Function Power Head



No Load Speed (RPM)	High: 0 - 9,700 Low: 0 - 6,800
Dimensions w/o Barrier	w/ BL1820B:
Bar (L x W x H)	977 x 225 x 175 mm (38-1/2 x 8-7/8 x 6-7/8")
	w/ BL1830B / BL1840B / BL1850B / BL1860B:
	983 x 225 x 175 mm (38-3/4 x 8-7/8 x 6-7/8")
Dimensions w/ Barrier Bar w/ BL1820B:	
(L x W x H)	977 x 318 x 175 mm (38-1/2 x 12-1/2 x 6-7/8")
	w/ BL1830B / BL1840B / BL1850B / BL1860B:
	983 x 318 x 175 mm (38-3/4 x 12-1/2 x 6-7/8")
Net weight	2.8 - 10.3 kg (6.2 - 22.7 lbs.)

LXT BL AFT XPT



Harness, Hex wrench, Accessory bag, Carbide-tipped saw blade (for spec with EM402MP only), Box wrench (for spec with EM402MP/EM408MP/EM409MP only), Nylon cutting head (for spec with EM408MP/EM409MP only), Battery, Charger

Optional attachments



Brushcutter
EM401MP* / EM402MP
EM403MP* / EM404MP*
EM405MP* / EM406MP*



Rotary Scissors
EM407MP



Edger
EE400MP



Grass trimmer
EM408MP
EM409MP

*UX01G / DUX60 only

Optional attachments



Pole saw
EY402MP
EY403MP



Hedge trimmer
Straight
EN410MP



Straight **Angle adjustment**



Angle adjustment
EN401MP
EN402MP



Ground trimmer
Angle adjustment
EN420MP
EN421MP
EN422MP
EN424MP



Angle adjustment **EN424MP**



Cultivator
KR400MP
KR401MP



Coffee harvester
EJ400MP



Power brush
BR400MP



Power sweep
SW400MP



Blower
UB400MP
UB401MP
UB402MP



Pump
PF400MP



Shaft extension attachment
LE400MP

1,080 mm

For Pole saw, Pole hedge trimmer and Coffee harvester

Lawn care/Grass care

DUM604

Cordless Grass Shear

18V

18V LXT Li-Ion Cordless 16 cm (6-5/16") Grass Shear



Cutting Width	160 mm (6-5/16")
Depth adjustment	15 / 20 / 25 mm (9/16 / 13/16 / 1")
Strokes Per Minute (SPM)	2,500
Continuous Use (min.)	w/ BL1860B / BL1850B / BL1840B / BL1830B / BL1820B / BL1815N:
	250 / 200 / 160 / 125 / 80 / 60 min
Dimensions (L x W x H)	337 x 177 x 131 mm (13-1/4 x 7 x 5-1/8")
Net weight	1.4 - 1.8 kg (3.2 - 3.9 lbs.)



Grass receiver, Blade cover, Battery, Charger

DUM111

Cordless Grass Shear

18V

18V LXT Li-Ion Cordless 11 cm (4-5/16") Grass Shear



Cutting Width	Grass shear blade: 110 mm (4-5/16") Hedge trimmer blade: 200 mm (7-7/8")
Depth adjustment	15 / 20 / 25 mm (9/16 / 13/16 / 1")
Strokes Per Minute (SPM)	2,500
Continuous Use (min.)	w/ BL1850B / BL1815N: 220 / 67 min
Dimensions (L x W x H)	w/ BL1815N / BL1820B: 330 x 120 x 130 mm (13 x 4-3/4 x 5-1/8")
Net weight	1.4 - 1.8 kg (3.1 - 4.0 lbs.)



Shear blade, Blade cover, Storage cover, Oil vessel, Battery, Charger

UM600D

Cordless Grass Shear

12V max

12Vmax CXT Li-Ion Cordless 16 cm (6-5/16") Grass Shear



Cutting Width	160 mm (6-5/16")
Depth adjustment	15 / 20 / 25 mm (9/16 / 13/16 / 1")
Strokes Per Minute (SPM)	2,500
Continuous Use (min.)	w/ BL1041B / BL1021B / BL1016: 90 / 45 / 35
Dimensions (L x W x H)	329 x 177 x 131 mm (13 x 7 x 5-1/8")
Net weight	1.3 - 1.5 kg (2.8 - 3.3 lbs.)



Not compatible with 2.0Ah, 1.5Ah batteries

Grass receiver, Blade cover, Battery, Charger

UM164D

Cordless Grass Shear

10.8V

10.8V (12V max) Li-Ion Cordless 16 cm (6-5/16") Grass Shear



Cutting Width	160 mm (6-5/16")
Depth adjustment	10 / 15 / 25 mm (3/8 / 9/16 / 1")
Strokes Per Minute (SPM)	2,500
Dimensions (L x W x H)	292 x 178 x 130 mm (11-1/2 x 7 x 5-1/8")
Net weight	1.1 - 1.2 kg (2.5 - 2.6 lbs.)



Base frame, Blade cover, Battery, Charger

UM167D

Cordless Grass Shear

18V

18V Li-Ion Cordless 16 cm (6-5/16") Grass Shear, G-Battery



Cutting Width	160 mm (6-5/16")
Depth adjustment	10 / 20 / 30 mm (3/8 / 13/16 / 1-3/16")
Strokes Per Minute (SPM)	2,500
Continuous Use (min.)	w/ BL1815G: 60
Dimensions (L x W x H)	343 x 176 x 130 mm (13-1/2 x 6-15/16 x 5-1/8")
Net weight	1.4 kg (3.1 lbs.)



Base frame, Blade cover, Battery, Charger

UM110D

Cordless Grass Shear

18V

18V Li-Ion Cordless 11 cm (4-5/16") Grass Shear, G-Battery



Cutting Width	Grass shear blade: 110 mm (4-5/16") Hedge trimmer blade: 200 mm (7-7/8")
Depth adjustment	15 / 20 / 25 mm (9/16 / 13/16 / 1")
Strokes Per Minute (SPM)	2,500
Continuous Use (min.)	w/ BL1815G: 65
Dimensions (L x W x H)	w/ BL1815G: 331 x 120 x 130 mm (13 x 4-3/4 x 5-1/8")
Net weight	1.4 - 1.5 kg (3.1 - 3.3 lbs.)



Shear blade, Blade cover, Storage cover, Oil vessel, Battery, Charger



	Battery	Battery slots	Class	Deck	Soft no load	Self-Propelled	BL MOTOR	Rear discharge	Side discharge	
LM004J	64V max	1	530 mm (21")	Steel	✓	✓	✓	✓		
LM003J			480 mm (18-7/8")		✓	✓	✓	✓		
LM002J			530 mm (21")	Plastics	✓		✓	✓		
LM001J			480 mm (18-7/8")		✓		✓	✓		
LM001C		-	530 mm (21")		✓	✓	✓	✓		
LM002G	40V max	2	530 mm (21")	Steel	✓	✓	✓	✓		
LM001G			480 mm (18-7/8")		✓	✓	✓	✓	✓	
DLM533	18V x2	4	530 mm (21")	Aluminum	✓	✓	✓	✓		
DLM537					✓	✓	✓	✓		
DLM532					✓	✓	✓	✓	✓	
DLM536					✓	✓	✓	✓	✓	
DLM530					✓	✓	✓	✓	✓	
DLM534					✓	✓	✓	✓	✓	
DLM538		2	530 mm (21")	Plastics	✓			✓		
DLM539					✓	✓		✓		
DLM480					✓			✓		
DLM481		4	460 mm (18")	Steel	✓	✓	✓	✓		
DLM462					✓	✓	✓	✓		
DLM465					✓	✓	✓	✓		
DLM460					✓	✓	✓	✓		
DLM463					✓	✓	✓	✓		
DLM432					2	430 mm (17")	Plastics	✓		
DLM382		380 mm (15")	✓							
DLM330		18V	1	330 mm (13")				✓		

Cordless Lawn Mower

64Vmax Cordless Lawn Mower

64V max



	LM004J	LM003J
Cutting width	534 mm (21")	480 mm (18-7/8")
Cutting height adjustment	Adjustment range: 20 - 100 mm (13/16 - 3-15/16") Stage: 10	Adjustment range: 20 - 100 mm (13/16 - 3-15/16") Stage: 10
No load speed (RPM)	Normal mode: 2,800 Soft no-load mode: 2,300 - 2,800 Noise reduction mode: 2,300	Normal mode: 3,200 Soft no-load mode: 2,500 - 3,200 Noise reduction mode: 2,500
Wheel diameter	230 / 230 mm (9 / 9")	230 / 230 mm (9 / 9")
Grass box	Capacity: 70 L (2,366 oz)	Capacity: 62 L (2,182 oz)
Dimensions (L x W x H)	During operation: 1,740 - 1,810 x 595 x 970 - 1,080 mm (68-1/2 - 71-1/4 x 23-1/2 x 38-1/4 - 42-1/2")	During operation: 1,670 - 1,745 x 550 x 965 - 1,075 mm (65-3/4 - 68-3/4 x 21-5/8 x 38 - 42-1/4")
Net weight	31.5 - 34.6 kg (69.5 - 76.3 lbs.)	30.9 - 33.8 kg (68.1 - 74.5 lbs.)

Blade, Mulching plug, Socket wrench, Rod, Battery, Charger

Cordless Lawn Mower

64Vmax BL Brushless Cordless Lawn Mower

64V max



	LM002J	LM001J
Cutting width	534 mm (21")	480 mm (18-7/8")
Cutting height adjustment	Adjustment range: 20 - 100 mm (13/16 - 3-15/16") / Stage: 10	Adjustment range: 20 - 100 mm (13/16 - 3-15/16") / Stage: 10
No load speed (RPM)	Normal mode: 2,800 / Soft no-load mode: 2,300 - 2,800 Noise reduction mode: 2,300	Normal mode: 3,200 / Soft no-load mode: 2,500 - 3,200 Noise reduction mode: 2,500
Continuous run time on a full battery charge	w/ BL6440: 39 min	w/ BL6440: 34 min
Wheel diameter	180 / 230 mm (7-1/8 / 9")	180 / 230 mm (7-1/8 / 9")
Grass box	Capacity: 70 L (2,367 oz)	Capacity: 62 L (2,096 oz)
Dimensions (L x W x H)	During operation: 1,710 - 1,800 x 585 x 950 - 1,090 mm (67-1/2 - 71 x 23 x 37-1/2 - 43") When stored (w/o Grass box): 620 x 585 x 930 mm (24-3/8 x 23 x 36-5/8")	During operation: 1,610 - 1,690 x 530 x 930 - 1,050 mm (63-1/2 - 66-1/2 x 20-7/8 x 36-5/8 - 41-1/4") When stored (w/o Grass box): 620 x 530 x 870 mm (24-3/8 x 20-7/8 x 34-1/4")
Net weight	25.7 - 27.6 kg (56.7 - 60.8 lbs.)	24.4 - 26.1 kg (53.8 - 57.5 lbs.)

Blade, Mulching plug, Socket wrench, Rod, Battery, Charger

Battery Powered Lawn Mower

BL Brushless Battery Powered 53 cm (21") Self-Propelled Lawn Mower



	LM001C
Cutting Width	534 mm (21")
Cutting Height	20 - 100 mm (13/16 - 3-15/16")
No Load Speed (RPM)	Normal Mode: 2,800 Soft No-Load Mode: 2,300 - 2,800 Noise Reduction Mode: 2,300
Propelling speed	2.5 - 5.0 km/h
Continuous Use (min.)	w/ PDC1200, 2-Tooth blade, Self-propelled: 120 w/ PDC1200, 2-Tooth blade, Push-Drive: 150
Dimensions (L x W x H)	1,630 - 1,715 x 590 x 990 - 1,095 mm (64 - 67-1/2 x 23-1/4 x 39 - 43")
Net weight	42.1 - 49.5 kg (92.8 - 109.1 lbs.)

Blade, Mulching plug, Side discharge mouth, Socket wrench, Rod

Lawn care/Grass care

Cordless Lawn Mower

40Vmax XGT BL Cordless Self-Propelled Lawn Mower

40V max

new



	LM002G	LM001G
Cutting width	534 mm (21")	480 mm (18-7/8")
Cutting height adjustment	Adjustment range: 20 - 100 mm (13/16 - 3-15/16") Stage: 10	Adjustment range: 20 - 100 mm (13/16 - 3-15/16") Stage: 10
No load speed (RPM)	Normal mode: 2,800 Soft no-load mode: 2,300 - 2,800	Normal mode: 3,200 Soft no-load mode: 2,500 - 3,200
Wheel diameter	230 / 230 mm (9 / 9")	230 / 230 mm (9 / 9")
Grass box	Capacity: 70 L (2,366 oz)	Capacity: 62 L (2,182 oz)
Dimensions (L x W x H)	During operation: 1,740 - 1,810 x 595 x 970 - 1,080 mm (68-1/2 - 71-1/4 x 23-1/2 x 38-1/4 - 42-1/2")	During operation: 1,670 - 1,745 x 550 x 965 - 1,075 mm (65-3/4 - 68-3/4 x 21-5/8 x 38 - 42-1/4")
Net weight	When stored (w/o Grass box): 580 x 595 x 930 mm (22-3/4 x 23-1/2 x 36-5/8") 29.5 - 34.7 kg (65.0 - 76.5 lbs.)	When stored (w/o Grass box): 585 x 550 x 900 mm (23 x 21-5/8 x 35-1/2") 28.0 - 33.0 kg (61.7 - 72.8 lbs.)

Blade, Mulching plug, Socket wrench, Rod, Discharge chute, Battery, Charger

Cordless Lawn Mower

18V X2 (36V) LXT BL Cordless 53 cm (21") Self-Propelled Lawn Mower

18V x2



▼ DLM533



	DLM533	DLM537
Cutting width	534 mm (21")	534 mm (21")
Cutting height adjustment	Adjustment range: 20 - 100 mm (13/16 - 3-15/16")	Adjustment range: 20 - 100 mm (13/16 - 3-15/16")
No Load Speed (RPM)	Standard mode: 2,300, 2,800 Low noise mode: 2,300	Standard mode: 2,800 Low noise mode: 2,300
Continuous Use (min.)	w/ BL1860B x4, Self-propelled: 40	w/ BL1860B x4, Push-Drive: 54 w/ BL1860B x4, Self-propelled: 40
Wheel diameter	230 / 230 mm (9 / 9")	230 / 230 mm (9 / 9")
Dimensions (L x W x H)	1,655 - 1,740 x 590 x 990 - 1,100 mm (65 - 68-1/2 x 23-1/4 x 39 - 43-1/4")	1,655 - 1,740 x 590 x 990 - 1,100 mm (65 - 68-1/2 x 23-1/4 x 39 - 43-1/4")
Net weight	42.8 - 46.7 kg (94.4 - 103 lbs.)	42.8 - 46.7 kg (94.4 - 103 lbs.)

Blade, Mulching plug, Socket wrench, Rod, Battery, Charger

Cordless Lawn Mower

18V X2 (36V) LXT BL Brushless Cordless 53 cm (21") Self-Propelled Lawn Mower

18V x2



▼ DLM532



	DLM532	DLM536
Cutting width	534 mm (21")	534 mm (21")
Cutting height adjustment	Adjustment range: 20 - 100 mm (13/16 - 3-15/16")	Adjustment range: 20 - 100 mm (13/16 - 3-15/16")
No Load Speed (RPM)	2,300 - 2,800	Standard mode: 2,800 Low noise mode: 2,300
Continuous Use (min.)	w/ BL1860B x4, Push-Drive: 54 w/ BL1860B x4, Self-propelled: 40	w/ BL1860B x4, Push-Drive: 54 w/ BL1860B x4, Self-propelled: 40
Wheel diameter	230 / 230 mm (9 / 9")	230 / 230 mm (9 / 9")
Dimensions (L x W x H)	1,630-1,715 x 590 x 990-1,095 mm (64"-67-1/2 x 23-1/4 x 39"-43")	1,630 - 1,715 x 590 x 990 - 1,095 mm (64 - 67-1/2 x 23-1/4 x 39 - 43")
Net weight	39.0 - 42.8 kg (86.0 - 94.4 lbs.)	39.0 - 42.8 kg (86.0 - 94.4 lbs.)

Blade, Mulching plug, Side discharge mouth, Socket wrench, Rod, Battery, Charger

Cordless Lawn Mower

18V X2 (36V) LXT BL Brushless Cordless 53 cm (21") Lawn Mower

18V x2



▼ DLM530



	DLM530	DLM534
Cutting width	534 mm (21")	534 mm (21")
Cutting height adjustment	Adjustment range: 20 - 100 mm (13/16 - 3-15/16")	Adjustment range: 20 - 100 mm (13/16 - 3-15/16")
No Load Speed (RPM)	2,300 - 2,800	2,300 - 2,800
Continuous Use (min.)	w/ BL1860B x4, Push-Drive: 54	w/ BL1860B x4, Push-Drive: 54
Wheel diameter	230 / 230 mm (9 / 9")	230 / 230 mm (9 / 9")
Dimensions (L x W x H)	1,630-1,715 x 590 x 990-1,095 mm (64"-67-1/2 x 23-1/4 x 39"-43")	1,630-1,715 x 590 x 990-1,095 mm (64"-67-1/2 x 23-1/4 x 39"-43")
Net weight	35.5 - 39.3 kg (78.3 - 86.6 lbs.)	35.5 - 39.3 kg (78.3 - 86.6 lbs.)

Blade, Mulching plug, Side discharge mouth, Socket wrench, Rod, Battery, Charger

Cordless Lawn Mower

18V X2 (36V) Cordless 53 cm (21") Lawn Mower

18V x2

DLM539: Self-Propelled



	DLM539	DLM538
Cutting width	534 mm (21")	534 mm (21")
Cutting height adjustment	Adjustment range: 20 - 100 mm (13/16 - 3-15/16")	Adjustment range: 20 - 100 mm (13/16 - 3-15/16")
No Load Speed (RPM)	3,000	3,000
Continuous Use (min.)	w/ BL1860B x2, Push-Drive: 25 w/ BL1860B x2, Self-propelled: 22	w/ BL1860B x2, Push-Drive: 25
Wheel diameter	180 / 230 mm (7-1/8 / 9")	180 / 230 mm (7-1/8 / 9")
Dimensions (L x W x H)	During operation: 1,810 - 1,870 x 580 x 920 - 1,040 mm (71-1/4 - 73-1/2 x 23 x 36-1/4 - 41")	During operation: 1,810 - 1,870 x 580 x 920 - 1,040 mm (71-1/4 - 73-1/2 x 22-3/4 x 36-1/4 - 41")
Net weight	When stored (w/o Grass box): 610 x 580 x 925 mm (24 x 22-3/4 x 36-1/2") 28.0 - 30.5 kg (61.7 - 67.2 lbs.)	When stored (w/o Grass box): 610 x 580 x 925 mm (24 x 22-3/4 x 36-1/2") 25.6 - 28.1 kg (56.4 - 61.9 lbs.)

Blade, Mulching plug, Socket wrench, Rod, Battery, Charger

Cordless Lawn Mower

18V X2 (36V) Cordless 48 cm (18-7/8") Lawn Mower

18V x2

DLM481: Self-Propelled



	DLM481	DLM480
Cutting width	480 mm (18-7/8")	480 mm (18-7/8")
Cutting height adjustment	Adjustment range: 20 - 100 mm (13/16 - 3-15/16")	Adjustment range: 20 - 100 mm (13/16 - 3-15/16")
No Load Speed (RPM)	3,100	3,100
Continuous Use (min.)	w/ BL1860B x2, Push-Drive: 28 w/ BL1860B x2, Self-propelled: 23	w/ BL1860B x2, Push-Drive: 28
Wheel diameter	180 / 230 mm (7-1/8 / 9")	180 / 230 mm (7-1/8 / 9")
Dimensions (L x W x H)	During operation: 1,690 - 1,740 x 530 x 930 - 1,060 mm (66-1/2 - 68-1/2 x 20-7/8 x 36-5/8 - 41-3/4")	During operation: 1,690 - 1,740 x 530 x 930 - 1,060 mm (66-1/2 - 68-1/2 x 20-7/8 x 36-5/8 - 41-3/4")
Net weight	When stored (w/o Grass box): 580 x 530 x 870 mm (22-7/8 x 20-7/8 x 34-1/4") 27.1 - 29.3 kg (59.7 - 64.6 lbs.)	When stored (w/o Grass box): 580 x 530 x 870 mm (22-7/8 x 20-7/8 x 34-1/4") 24.5 - 26.8 kg (54.0 - 59.1 lbs.)

Blade, Mulching plug, Wrench, Rod, Battery, Charger

Cordless Lawn Mower

18V X2 (36V) LXT BL Brushless Cordless 46 cm (18") Self-Propelled Lawn Mower

18V x2



	DLM462	DLM465
Cutting width	460 mm (18")	460 mm (18-1/8")
Cutting height adjustment	Adjustment range: 20 - 100 mm (13/16 - 3-15/16")	Adjustment range: 20 - 100 mm (13/16 - 3-15/16")
No Load Speed (RPM)	2,500 - 3,300	Standard mode: 3,300 / Low noise mode: 2,500
Continuous Use (min.)	w/ BL1860B x4, Push-Drive: 51 w/ BL1860B x4, Self-propelled: 40	w/ BL1860B x4, Push-Drive: 51 w/ BL1860B x4, Self-propelled: 40
Wheel diameter	230 / 230 mm (9 / 9")	230 / 230 mm (9 / 9")
Dimensions (L x W x H)	1,610-1,690 x 535 x 980-1,095 mm (63-1/2"-66-1/2" x 21 x 38-1/2"-43")	1,610 - 1,690 x 535 x 980 - 1,095 mm (63-1/2" - 66-1/2" x 21 x 38-1/2" - 43")
Net weight	35.3 - 39.0 kg (77.8 - 86.0 lbs.)	35.3 - 39.0 kg (77.8 - 86.0 lbs.)

Blade, Mulching plug, Socket wrench, Rod, Battery, Charger

Cordless Lawn Mower

18V X2 (36V) LXT BL Brushless Cordless 46 cm (18") Lawn Mower

18V x2



	DLM460	DLM463
Cutting width	460 mm (18")	460 mm (18-1/8")
Cutting height adjustment	Adjustment range: 20 - 75 mm (13/16 - 2-5/16")	Adjustment range: 20 - 75 mm (13/16 - 2-5/16")
No Load Speed (RPM)	2,500 - 3,300	Standard mode: 3,300 / Low noise mode: 2,500
Continuous Use (min.)	w/ BL1860B / BL1850B/ BL1840B / BL1830B / BL1820B / BL1815N: 21 / 18 / 14 / 10 / 8 / 6 min	w/ BL1860B / BL1850B/ BL1840B / BL1830B / BL1820B / BL1815N: 21 / 18 / 14 / 10 / 8 / 6 min
Continuous run time on a full battery charge	w/ BL1860B: 21 min w/ BL1830B: 10 min	w/ BL1860B: 21 min w/ BL1830B: 10 min
Wheel diameter	180 / 205 mm (7 / 8")	180 / 205 mm (7 / 8")
Dimensions (L x W x H)	During operation: 1,319 - 1,518 x 532 x 879 - 1,138 mm (52 - 59-3/4 x 21 x 34-1/2 - 44-3/4") When stored (w/o Grass box): 1,004 - 1,125 x 532 x 533 - 713 mm (39-1/2 - 44-1/4 x 21 x 21 - 28")	During operation: 1,319 - 1,518 x 532 x 879 - 1,138 mm (52 - 59-3/4 x 21 x 34-1/2 - 44-3/4") When stored (w/o Grass box): 1,004 - 1,125 x 532 x 533 - 713 mm (39-1/2 - 44-1/4 x 21 x 21 - 28")
Net weight	25.3 - 27.6 kg (55.8 - 60.8 lbs.)	25.3 - 27.6 kg (55.8 - 60.8 lbs.)

Mulching plug(DLM463), Blade, Socket wrench, Battery, Charger

Cordless Lawn Mower

18V X2 (36V) LXT Li-Ion Cordless Lawn Mower

18V x2



	DLM432	DLM382
Cutting width	430 mm (17")	380 mm (15")
Cutting height adjustment	Adjustment range: 20 - 75 mm (13/16 - 2-5/16")	Adjustment range: 20 - 75 mm (13/16 - 2-5/16")
No Load Speed (RPM)	3,600	3,700
Continuous Use (min.)	w/ BL1860B x2: 36	w/ BL1860B x2: 35
Wheel diameter	140 / 160 mm (5-1/2 / 6-5/16")	140 / 160 mm (5-1/2 / 6-5/16")
Dimensions (L x W x H)	During operation: 1,435 - 1,490 x 460 x 1,005 - 1,045 mm (56-1/2 - 58-3/4 x 18-1/8 x 39-1/2 - 41-1/4") When stored (w/o Grass box): 865 x 460 x 475 mm (34 x 18-1/8 x 18-3/4")	During operation: 1,380 - 1,410 x 450 x 985 - 1,005 mm (54-1/4 - 55-1/2 x 17-3/4 x 38-3/4 - 39-1/2") When stored (w/o Grass box): 860 x 450 x 475 mm (33-3/4 x 17-3/4 x 18-3/4")
Net weight	16.8 - 17.5 kg (37.0 - 38.6 lbs.)	16.2 - 16.9 kg (35.7 - 37.3 lbs.)

Blade, Mulching plug, Socket wrench, Battery, Charger

Cordless Lawn Mower

18V LXT Li-Ion Cordless 33 cm (13") Lawn Mower

18V



	DLM330
Cutting width	330 mm (13")
Cutting height adjustment	Adjustment range: 20 - 75 mm (13/16 - 2-5/16")
No Load Speed (RPM)	4,300
Continuous Use (min.)	w/ BL1840B: 14
Wheel diameter	140 / 180 mm (5-1/2 / 7-1/8")
Grass box	Capacity: 30 L (1,014 oz)
Dimensions (L x W x H)	During operation: 1,285 - 1,350 x 375 x 935 - 975 mm (50-1/2 - 53 x 14-3/4 x 36-3/4 - 38-3/8") When stored (w/o Grass box): 520 x 375 x 775 mm (20-1/2 x 14-3/4 x 30-1/2")
Net weight	11.6 - 12.5 kg (25.6 - 27.6 lbs.)

Blade, Mulching plug, Wrench, Battery, Charger

Electric Lawn Mower

46 cm (18-1/8") 1,800 W Self-Propelled (Single Speed) Electric Mower



	ELM4621
Continuous rating Input	1,800W
Cutting Width	460 mm (18-1/8")
Cutting Height	20 - 75 mm (13/16 - 2-5/16")
No Load Speed (RPM)	2,950
Propelling speed	3.6 km/h
Recommended mowing area up to	1,000 m ²
Dimensions (L x W x H)	During operation: 1,790 x 570 x 950 - 1,165 mm (70-1/2 x 22-1/2 x 37-3/8 - 45-7/8") When stored (w/o Grass box): 590 x 570 x 1,220 mm (23-1/4 x 22-1/2 x 48")
Net weight	30.5 - 32.2 kg (67.2 - 71.0 lbs.)

Blade, Wrench, Mulching plug, Side discharge mouth

Electric Lawn Mower

46 cm (18-1/8") 1,800 W Electric Mower



	ELM4620
Continuous rating Input	1,800W
Cutting Width	460 mm (18-1/8")
Cutting Height	20 - 75 mm (13/16 - 2-5/16")
No Load Speed (RPM)	2,950
Recommended mowing area up to	800 m ²
Dimensions (L x W x H)	During operation: 1,700 x 570 x 950 - 1,165 mm (67 x 22-1/2 x 37-3/8 - 45-7/8") When stored (w/o Grass box): 515 x 570 x 1,125 mm (20-1/4 x 22-1/2 x 44-1/4")
Net weight	27.7 - 29.2 kg (61.1 - 64.4 lbs.)

Blade, Wrench, Mulching plug, Side discharge mouth

Lawn care/Grass care

Electric Lawn Mower

41 cm (16-1/8") 1,600 W Electric Lawn Mower

3 in 1 (Lawnmowing / Grass collecting / Mulching)



ELM4121	
Continuous rating Input	1,600W
Cutting Width	410 mm (16-1/8")
Cutting Height	20 - 75 mm (13/16 - 2-15/16")
No Load Speed (RPM)	3,400
Recommended mowing area up to	600 m ²
Dimensions (L x W x H)	During operation: 1,465 x 530 x 905 - 1,135 mm (57-3/4 x 20-7/8 x 35-5/8 - 44-3/4")
	When stored (w/o Grass box): 390 x 530 x 1,070 mm (15-3/8 x 20-7/8 x 42")
Net weight	17.5 - 19.1 kg (38.6 - 42.1 lbs.)

Blade, Wrench, Mulching plug

Electric Lawn Mower

41 cm (16-1/8") 1,600 W Electric Lawn Mower

2 in 1 (Lawnmowing / Grass collecting)



ELM4120	
Continuous rating Input	1,600W
Cutting Width	410 mm (16-1/8")
Cutting Height	20 - 75 mm (13/16 - 2-15/16")
No Load Speed (RPM)	3,400
Recommended mowing area up to	600 m ²
Dimensions (L x W x H)	During operation: 1,470 x 460 x 955 - 1,230 mm (57-7/8 x 18-1/8 x 37-5/8 - 48-3/8")
	When stored (w/o Grass box): 395 x 460 x 1,220 mm (15-1/2 x 18-1/8 x 48")
Net weight	14.5 kg (32.0 lbs.)

Blade, Wrench

Electric Lawn Mower

Electric Lawn Mower



ELM3720	ELM3320
Continuous rating Input	1,400W
Cutting Width	370 mm (14-1/2")
Cutting Height	20 - 55 mm (13/16 - 2-3/16")
No Load Speed (RPM)	3,400
Recommended mowing area up to	500 m ²
Dimensions (L x W x H)	During operation: 1,330 x 415 x 890 - 1,120 mm (52-3/8 x 16-3/8 x 35 - 44")
	When stored (w/o Grass box): 335 x 415 x 1,090 mm (13-1/4 x 16-3/8 x 43")
Net weight	11.6 kg (25.6 lbs.)

Blade, Wrench

Electric Scarifier

Electric Scarifier



652 024 748	UV3600	UV3200
Continuous rating Input	1,800W	1,300W
Cutting Width	360 mm (14-1/5")	320 mm (12-3/5")
Working depth	-10 / -5 / 0 / 5 mm (-3/8 / -3/16 / 0 / +3/16")	-10 / -5 / 0 / 5 / 10 mm (-3/8 / -3/16 / 0 / +3/16 / +3/8")
No Load Speed (RPM)	3,500	3,000
Dimensions (L x W x H)	880 x 590 x 970 mm (34-3/4 x 23-1/4 x 38-1/4")	730 x 580 x 1,050 mm (28-3/4 x 22-3/4 x 41-1/4")
Net weight	15.3 kg (33.7 lbs.)	12 kg (26.5 lbs.)

Electric Shredder

45 mm (1-4/5") 2,500 W Electric Shredder



UD2500	
Continuous rating Input	2,500W
Max branch	45 mm (1-4/5")
Cutting (rpm)	40
Tank	67 L
Dimensions (L x W x H)	650 x 500 x 880 mm (25-1/2 x 19-3/4 x 34-3/4")
Net weight	27.6 kg (60.8 lbs.)




Lawn care/
Grass care

PRODUCTS

Tree care/Hedge care



-  Double Insulation
-  Variable Speed
-  Brake
-  Reversing
-  Electronic 3-Speed
-  Torque Limiter
-  Constant Speed
-  Soft Start
-  Anti Vibration
-  Automatic Oiling
-  Chain Brake
-  Carrying Case

Tree care/Hedge care

Cordless Chain Saw

40Vmax XGT BL Brushless Cordless Chain Saw

40V max



Captive nuts type



	UC005G	UC004G	UC003G	UC002G
Guide bar length	400 mm (16")	350 mm (14")	300 mm (12")	250 mm (10")
Chain speed	0 - 24.8 m/s (0 - 1,490 m/min) (0 - 4,880 FPM)	0 - 24.8 m/s (0 - 1,490 m/min) (0 - 4,880 FPM)	0 - 24.8 m/s (0 - 1,490 m/min) (0 - 4,880 FPM)	0 - 24.8 m/s (0 - 1,490 m/min) (0 - 4,880 FPM)
Chain oil tank volume	200 mL (6.8 US oz)	200 mL (6.8 US oz)	200 mL (6.8 US oz)	200 mL (6.8 US oz)
Dimensions (L x W x H)	266 x 194 x 227 mm (10-1/2 x 7-5/8 x 8-15/16")	266 x 194 x 227 mm (10-1/2 x 7-5/8 x 8-15/16")	266 x 194 x 227 mm (10-1/2 x 7-5/8 x 8-15/16")	266 x 194 x 227 mm (10-1/2 x 7-5/8 x 8-15/16")
Net weight	3.8 - 4.7 kg (8.4 - 10.4 lbs.)	3.8 - 4.7 kg (8.4 - 10.4 lbs.)	3.8 - 4.7 kg (8.4 - 10.4 lbs.)	3.8 - 4.7 kg (8.4 - 10.4 lbs.)

Saw chain, Guide bar, Guide bar cover, Oil supply (country-specific), Round file (country-specific), Box wrench, Battery, Charger

Cordless Chain Saw

40Vmax XGT BL Brushless Cordless Chain Saw, Carving Bar

40V max



Captive nuts type



UC007G Motor Unit Only

	UC006G	UC007G
Guide bar length	250 mm (10")	-
Chain speed	0 - 24.8 m/s (0 - 1,490 m/min) (0 - 4,880 FPM)	0 - 24.8 m/s (0 - 1,490 m/min) (0 - 4,880 FPM)
Chain oil tank volume	200 mL (6.8 US oz)	200 mL (6.8 US oz)
Dimensions (L x W x H)	266 x 194 x 227 mm (10-1/2 x 7-5/8 x 8-15/16")	266 x 194 x 227 mm (10-1/2 x 7-5/8 x 8-15/16")
Net weight	3.8 - 4.7 kg (8.4 - 10.4 lbs.)	3.9 - 4.7 kg (8.6 - 10.4 lbs.)

Saw chain, Guide bar, Guide bar cover, Oil supply (country-specific), Round file (country-specific), Box wrench, Battery, Charger

Cordless Chain Saw

40Vmax XGT BL Brushless Cordless Chain Saw

40V max



Captive nuts type



	UC013G	UC012G	UC011G	UC010G
Guide bar length	450 mm (18")	400 mm (16")	350 mm (14")	300 mm (12")
Chain speed	0 - 25.5 m/s (0 - 1,530 m/min) (0 - 5,020 FPM)	0 - 25.5 m/s (0 - 1,530 m/min) (0 - 5,020 FPM)	0 - 25.5 m/s (0 - 1,530 m/min) (0 - 5,020 FPM)	0 - 25.5 m/s (0 - 1,530 m/min) (0 - 5,020 FPM)
Chain oil tank volume	260 mL (8.8 US oz)	230 mL (7.8 US oz)	260 mL (8.8 US oz)	260 mL (8.8 US oz)
Dimensions (L x W x H)	w/o Guide bar: 445 x 230 x 275 mm (17-1/2 x 9 x 10-7/8")	w/o Guide bar: 446 x 233 x 274 mm (17-1/2 x 9-1/8 x 10-3/4")	w/o Guide bar: 445 x 230 x 275 mm (17-1/2 x 9 x 10-7/8")	w/o Guide bar: 445 x 230 x 275 mm (17-1/2 x 9 x 10-7/8")
Net weight	6.1 - 7.4 kg (13.4 - 16.3 lbs.)	6.0 - 6.5 kg (13.2 - 14.4 lbs.)	6.1 - 7.4 kg (13.4 - 16.3 lbs.)	6.1 - 7.4 kg (13.4 - 16.3 lbs.)

Saw chain, Guide bar, Guide bar cover, Chain oil (country-specific), Round file (country-specific), Wrench, Battery, Charger

Cordless Chain Saw

40Vmax XGT BL Brushless Cordless Chain Saw, Tool-less Tension Adjustment

40V max



Toolless type



	UC017G	UC016G	UC015G	UC014G
Guide bar length	450 mm (18")	400 mm (16")	350 mm (14")	300 mm (12")
Chain speed	0 - 25.5 m/s (0 - 1,530 m/min) (0 - 5,020 FPM)	0 - 25.5 m/s (0 - 1,530 m/min) (0 - 5,020 FPM)	0 - 25.5 m/s (0 - 1,530 m/min) (0 - 5,020 FPM)	0 - 25.5 m/s (0 - 1,530 m/min) (0 - 5,020 FPM)
Chain oil tank volume	260 mL (8.8 US oz)	260 mL (8.8 US oz)	260 mL (8.8 US oz)	260 mL (8.8 US oz)
Dimensions (L x W x H)	w/o Guide bar: 445 x 234 x 275 mm (17-1/2 x 9-1/4 x 10-7/8")	w/o Guide bar: 445 x 234 x 275 mm (17-1/2 x 9-1/4 x 10-7/8")	w/o Guide bar: 445 x 234 x 275 mm (17-1/2 x 9-1/4 x 10-7/8")	w/o Guide bar: 445 x 234 x 275 mm (17-1/2 x 9-1/4 x 10-7/8")
Net weight	6.2 - 7.5 kg (13.7 - 16.5 lbs.)	6.2 - 7.5 kg (13.7 - 16.5 lbs.)	6.2 - 7.5 kg (13.7 - 16.5 lbs.)	6.2 - 7.5 kg (13.7 - 16.5 lbs.)

Saw chain, Guide bar, Guide bar cover, Chain oil (country-specific), Round file (country-specific), Wrench, Battery, Charger

Cordless Chain Saw

40Vmax XGT BL Brushless Cordless Chain Saw

40V max



Captive nuts type

Motor Unit Only



	UC020G
Chain speed	0 - 25.5 m/s (0 - 1,530 m/min) (0 - 5,020 FPM)
Chain oil tank volume	260 mL (8.8 US oz)
Dimensions (L x W x H)	445 x 230 x 275 mm (17-1/2 x 9 x 10-7/8")
Net weight	6.2 - 7.4 kg (13.7 - 16.3 lbs.)

Chain oil (country-specific), Round file (country-specific), Wrench, Battery, Charger

Cordless Chain Saw

18V X2 (36V) LXT BL Brushless Cordless Chain Saw

18V x2



Captive nuts type



	DUC406	DUC356	DUC306
Guide bar length	400 mm (16")	350 mm (14")	300 mm (12")
Chain speed	0 - 20 m/s (0 - 1,200 m/min) (0 - 3,940 FPM)	0 - 20 m/s (0 - 1,200 m/min) (0 - 3,940 FPM)	0 - 20 m/s (0 - 1,200 m/min) (0 - 3,940 FPM)
Chain oil tank volume	200 mL (6.8 US oz)	200 mL (6.8 US oz)	200 mL (6.8 US oz)
Dimensions (L x W x H)	w/o Guide bar: 270 x 205 x 232 mm (10-5/8 x 8-1/8 x 9-1/8")	w/o Guide bar: 270 x 205 x 232 mm (10-5/8 x 8-1/8 x 9-1/8")	w/o Guide bar: 270 x 205 x 232 mm (10-5/8 x 8-1/8 x 9-1/8")
Net weight	4.6 - 5.1 kg (10.1 - 11.1 lbs.)	4.6 - 5.1 kg (10.1 - 11.1 lbs.)	4.6 - 5.1 kg (10.1 - 11.1 lbs.)

Saw chain, Guide bar, Guide bar cover, Spike bumper, Battery, Charger

Cordless Chain Saw

18V X2 (36V) LXT BL Brushless Cordless 25 cm (10") Chain Saw

18V x2



Captive nuts type

LXT BL XPT



DUC256C: Carving Bar

	DUC256	DUC256C
Guide bar length	250 mm (10")	250 mm (10")
Chain speed	0 - 20 m/s (0 - 1,200 m/min) (0 - 3,940 FPM)	0 - 20 m/s (0 - 1,200 m/min) (0 - 3,940 FPM)
Chain oil tank volume	200 mL (6.8 US oz)	200 mL (6.8 US oz)
Dimensions (L x W x H)	w/o Guide bar: 270 x 205 x 232 mm (10-5/8 x 8-1/8 x 9-1/8")	w/o Guide bar: 270 x 205 x 232 mm (10-5/8 x 8-1/8 x 9-1/8")
Net weight	4.6 - 5.1 kg (10.1 - 11.1 lbs.)	4.6 - 5.1 kg (10.1 - 11.1 lbs.)

Saw chain, Guide bar, Guide bar cover, Spike bumper, Battery, Charger

Cordless Chain Saw

18V X2 (36V) LXT BL Brushless Cordless Chain Saw

18V x2



Toolless type

LXT BL XPT



	DUC400	DUC353	DUC303
Guide bar length	400 mm (16")	350 mm (14")	300 mm (12")
Chain speed	0 - 20 m/s (0 - 1,200 m/min) (0 - 3,940 FPM)	0 - 20 m/s (0 - 1,200 m/min) (0 - 3,940 FPM)	0 - 20 m/s (0 - 1,200 m/min) (0 - 3,940 FPM)
Chain oil tank volume	200 mL (N/A US oz)	200 mL (N/A US oz)	200 mL (N/A US oz)
Dimensions (L x W x H)	w/o Guide bar: 443 x 215 x 235 mm (17-1/2 x 8-1/2 x 9-1/4")	w/o Guide bar: 443 x 215 x 235 mm (17-1/2 x 8-1/2 x 9-1/4")	w/o Guide bar: 443 x 215 x 235 mm (17-1/2 x 8-1/2 x 9-1/4")
Net weight	4.6 - 5.5 kg (10.2 - 12.1 lbs.)	4.6 - 5.5 kg (10.2 - 12.1 lbs.)	4.6 - 5.5 kg (10.2 - 12.1 lbs.)

Saw chain, Guide bar, Guide bar cover, Oil supply (country-specific), Battery, Charger

Cordless Chain Saw

18V X2 (36V) LXT BL Brushless Cordless Chain Saw

18V x2



Captive nuts type

LXT BL XPT



	DUC405	DUC355	DUC305
Guide bar length	400 mm (16")	350 mm (14")	300 mm (12")
Chain speed	0 - 20 m/s (0 - 1,200 m/min) (0 - 3,940 FPM)	0 - 20 m/s (0 - 1,200 m/min) (0 - 3,940 FPM)	0 - 20 m/s (0 - 1,200 m/min) (0 - 3,940 FPM)
Chain oil tank volume	200 mL (N/A US oz)	200 mL (N/A US oz)	200 mL (N/A US oz)
Dimensions (L x W x H)	w/o Guide bar: 443 x 211 x 235 mm (17-1/2 x 8-5/16 x 9-1/4") w/ Guide bar & Saw chain: 800 x 211 x 235 mm (31-1/2 x 8-5/16 x 9-1/4")	w/o Guide bar: 443 x 211 x 235 mm (17-1/2 x 8-5/16 x 9-1/4") w/ Guide bar & Saw chain: 762 x 211 x 235 mm (30 x 8-5/16 x 9-1/4")	w/o Guide bar: 443 x 211 x 235 mm (17-1/2 x 8-5/16 x 9-1/4") w/ Guide bar & Saw chain: 710 x 211 x 235 mm (28 x 8-5/16 x 9-1/4")
Net weight	4.8 - 5.5 kg (10.5 - 12.1 lbs.)	4.7 - 5.4 kg (10.4 - 11.8 lbs.)	4.6 - 5.3 kg (10.2 - 11.6 lbs.)

Saw chain, Guide bar, Guide bar cover, Oil supply (country-specific), Round file (country-specific), File (country-specific), Box wrench, Battery, Charger

Cordless Chain Saw

18V LXT BL Brushless Cordless Chain Saw

18V



Captive nuts type

LXT BL XPT



DUC254C Carving Bar

	DUC254	DUC254C	DUC204
Guide bar length	250 mm (10")	250 mm (10")	200 mm (8")
Chain speed	0 - 24 m/s (0 - 1,440 m/min) (0 - 4,720 FPM)	0 - 22.5 m/s (0 - 1,350 m/min) (0 - 4,430 FPM)	0 - 24 m/s (0 - 1,440 m/min) (0 - 4,720 FPM)
Chain oil tank volume	140 mL (4.7 US oz)	140 mL (4.7 US oz)	140 mL (4.7 US oz)
Dimensions (L x W x H)	w/o Guide bar: 258 x 184 x 191 mm (10-1/8 x 7-1/4 x 7-1/2") w/ 25 cm (10") 90PX Sprocket nose bar: 482 x 184 x 191 mm (19 x 7-1/4 x 7-1/2")	w/o Guide bar: 258 x 184 x 191 mm (10-1/8 x 7-1/4 x 7-1/2") w/ 25 cm (10") 25AP Carving bar: 496 x 184 x 191 mm (17-1/2 x 7-1/2 x 7-1/4")	w/o Guide bar: 258 x 184 x 191 mm (10-1/8 x 7-1/4 x 7-1/2") w/ 20 cm (7-7/8") 90PX Sprocket nose bar: 417 x 184 x 191 mm (16-3/8 x 7-1/4 x 7-1/2")
Net weight	2.8 - 3.2 kg (6.2 - 6.9 lbs.)	2.9 - 3.3 kg (6.3 - 7.3 lbs.)	2.8 - 3.1 kg (6.2 - 6.8 lbs.)

Saw chain, Guide bar, Guide bar cover, Wrench, Accessory bag, Battery, Charger

Cordless Chain Saw

18V LXT BL Brushless Cordless Chain Saw

18V



Toolless type

LXT BL XPT



	DUC307	DUC357	DUC407
Guide bar length	300 mm (12")	350 mm (14")	400 mm (16")
Chain oil tank volume	150 mL (5.1 US oz)	150 mL (5.1 US oz)	150 mL (5.1 US oz)
Dimensions (L x W x H)	w/o Guide bar: 428 x 214 x 234 mm (16-7/8 x 8-3/8 x 9-1/4") w/ Guide bar & Saw chain: 704 x 214 x 234 mm (27-3/4 x 8-3/8 x 9-1/4")	w/o Guide bar: 428 x 214 x 234 mm (16-7/8 x 8-3/8 x 9-1/4") w/ Guide bar & Saw chain: 762 x 214 x 234 mm (30 x 8-3/8 x 9-1/4")	w/o Guide bar: 428 x 214 x 234 mm (16-7/8 x 8-3/8 x 9-1/4") w/ Guide bar & Saw chain: 796 x 214 x 234 mm (31-1/4 x 8-3/8 x 9-1/4")
Net weight	4.2 - 4.4 kg (9.3 - 9.7 lbs.)	4.2 - 4.4 kg (9.3 - 9.7 lbs.)	4.2 - 4.4 kg (9.3 - 9.7 lbs.)

Saw chain, Guide bar, Guide bar cover, Round file (country-specific), Chain oil (country-specific), Battery, Charger

Cordless Chain Saw

18V LXT Li-Ion Cordless 11.5 cm (4-1/2") Chain Saw

18V



LXT



	DUC122
Guide bar length	115 mm (4-1/2")
Chain speed	5.0 m/s (300 m/min) (980 FPM)
Chain oil tank volume	80 mL (2.7 US oz)
Dimensions (L x W x H)	w/ Guide bar & Saw chain: 422 x 195 x 215 mm (16-5/8 x 7-5/8 x 8-1/2")
Net weight	2.6 kg (5.7 lbs.)

Saw chain, Guide bar, Guide bar cover, Oil supply (country-specific), File, Battery, Charger

Tree care/Hedge care

Electric Chain Saw

2,000 W Electric Chain Saw, Toolless Tension Adjustment



153	UC4551A	UC4051A	UC3551A	UC3051A
Continuous rating Input	2,000W	2,000W	2,000W	2,000W
Chain speed per minute	870 m (2,900 ft)	870 m (2,900 ft)	870 m (2,900 ft)	870 m (2,900 ft)
Guide bar length	450 mm (18")	400 mm (16")	350 mm (14")	300 mm (12")
Dimensions (L x W x H)	505 x 200 x 220 mm (19-7/8 x 7-7/8 x 8-5/8")	505 x 200 x 220 mm (19-7/8 x 7-7/8 x 8-5/8")	505 x 200 x 220 mm (19-7/8 x 7-7/8 x 8-5/8")	505 x 200 x 220 mm (19-7/8 x 7-7/8 x 8-5/8")
Net weight	5.7 kg (12.4 lbs.)	5.6 kg (12.3 lbs.)	5.5 kg (12.1 lbs.)	5.4 kg (11.9 lbs.)
Power supply cord	0.3 m (0.98 ft)	0.3 m (0.98 ft)	0.3 m (0.98 ft)	0.3 m (0.98 ft)



Saw chain, Guide bar cover, Hook

Electric Chain Saw

2,000 W Electric Chain Saw



153	UC4550A	UC4050A	UC3550A	UC3050A
Continuous rating Input	2,000W	2,000W	2,000W	2,000W
Chain speed per minute	870 m (2,900 ft)	870 m (2,900 ft)	870 m (2,900 ft)	870 m (2,900 ft)
Guide bar length	450 mm (18")	400 mm (16")	350 mm (14")	300 mm (12")
Dimensions (L x W x H)	505 x 196 x 220 mm (19-7/8 x 7-3/4 x 8-5/8")	505 x 196 x 220 mm (19-7/8 x 7-3/4 x 8-5/8")	505 x 196 x 220 mm (19-7/8 x 7-3/4 x 8-5/8")	505 x 196 x 220 mm (19-7/8 x 7-3/4 x 8-5/8")
Net weight	5.7 kg (12.5 lbs.)	5.6 kg (12.2 lbs.)	5.5 kg (12.1 lbs.)	5.4 kg (11.9 lbs.)
Power supply cord	0.3 m (0.98 ft)	0.3 m (0.98 ft)	0.3 m (0.98 ft)	0.3 m (0.98 ft)



Saw chain, Guide bar cover, Hook, Wrench

Electric Chain Saw

1,800 W Electric Chain Saw, Toolless Tension Adjustment



132	UC4041A	UC3541A	UC3041A
Continuous rating Input	1,800W	1,800W	1,800W
Chain speed per minute	870 m (2,900 ft)	870 m (2,900 ft)	870 m (2,900 ft)
Guide bar length	400 mm (16")	350 mm (14")	300 mm (12")
Dimensions (L x W x H)	455 x 245 x 200 mm (17-7/8 x 9-5/8 x 7-7/8")	455 x 245 x 200 mm (17-7/8 x 9-5/8 x 7-7/8")	455 x 245 x 200 mm (17-7/8 x 9-5/8 x 7-7/8")
Net weight	4.7 kg (10.5 lbs.)	4.7 kg (10.3 lbs.)	4.6 kg (10.1 lbs.)
Power supply cord	0.3 m (0.98 ft)	0.3 m (0.98 ft)	0.3 m (0.98 ft)



Saw chain, Guide bar cover, Hook

Cordless Pruning Saw

18V LXT BL Cordless 100 mm (4") Pruning Saw

18V

new



LXT BL XPT



	DUC101
Guide bar length	100 mm (4")
Chain speed	8.0 m/s (480 m/min) (1,570 FPM)
Chain oil tank volume	55 mL (1.9 USoz)
Dimensions (L x W x H)	w/ BL1815N / BL1820B: 394 x 90 x 245 mm (15-1/2 x 3-1/2 x 9-5/8") w/ BL1830B / BL1840B / BL1850B / BL1860B: 408 x 90 x 249 mm (16 x 3-1/2 x 9-3/4")
Net weight	1.6-2.0 kg (3.5-4.4 lbs.)

Saw chain, Guide bar, Guide bar cover, Round file (country-specific), Chain oil (country-specific), Battery, Charger

Cordless Pruning Saw

12Vmax CXT BL Cordless 100 mm (4") Pruning Saw

12V max

new



CXT BL XPT



	UC100D
Guide bar length	100 mm (4")
Chain speed	8.0 m/s (480 m/min) (1,570 FPM)
Chain oil tank volume	55 mL (1.9 USoz)
Dimensions (L x W x H)	w/ BL1016/BL1021B: 383 x 90 x 220 mm (15-1/8 x 3-1/2 x 8-5/8") w/ BL1041B: 398 x 90 x 226 mm (15-5/8 x 3-1/2 x 8-7/8")
Net weight	1.5-1.6 kg (3.3-3.5 lbs.)

Saw chain, Guide bar, Guide bar cover, Round file (country-specific), Chain oil (country-specific), Battery, Charger



Tree care/Hedge care

Cordless Telescopic Pole Saw

40Vmax XGT BL AFT Cordless Telescopic Pole Saw

40V max

XGT BL AFT WG XPT



Telescopic



	UA004G	UA002G
Guide bar length	300 mm (11-3/4")	250 mm (10")
Chain speed	20.0 m/s (1,200 m/min) (3,940 FPM)	0 - 20.0 m/s (0 - 1,200 m/min) (0 - 3,940 FPM)
Oil Tank Capacity	160 mL	160 mL
Dimensions (L x W x H)	w/ Guide bar & Saw chain, w/ BL4020/ BL4025/ BL4040 or w/o Battery: 2,812 - 4,044 x 156 x 187 mm (110-1/2 - 159 x 6-1/8 x 7-3/8") w/ Guide bar & Saw chain, w/ BL4050F/ BL4080F: 2,812 - 4,044 x 156 x 192 mm (110-1/2 - 159 x 6-1/8 x 7-9/16")	w/ Guide bar & Saw chain, w/ BL4020/ BL4025/ BL4040 or w/o Battery: 2,765 - 3,997 x 156 x 187 mm (109 - 157-1/2 x 6-1/8 x 7-3/8") w/ Guide bar & Saw chain, w/ BL4050F/ BL4080F: 2,765 - 3,997 x 156 x 192 mm (109 - 3,997 x 6-1/8 x 7-9/16")
Net weight	7.8 - 9.1 kg (17.2 - 20.1 lbs.)	7.7 - 8.9 kg (17.0 - 19.6 lbs.)

Saw chain, Guide bar, Guide bar case, Wrench, Hex wrench, Band assembly, Battery, Charger, Round file (country-specific), File (country-specific), Chain oil (country-specific), Chain edger set (country-specific)

Cordless Pole Saw

40Vmax XGT BL AFT Cordless Pole Saw

40V max

XGT BL AFT WG XPT



	UA003G	UA001G
Guide bar length	300 mm (12")	250 mm (10")
Chain speed	0 - 20 m/s (0 - 1,200 m/min) (0 - 3,940 FPM)	0 - 20 m/s (0 - 1,200 m/min) (0 - 3,940 FPM)
Oil Tank Capacity	160 mL	160 mL
Dimensions (L x W x H)	w/ Guide bar & Saw chain, w/ BL4020/ BL4025/ BL4040 or w/o Battery: 2,526 x 156 x 187 mm (99-1/2 x 6-1/8 x 7-3/8") w/ Guide bar & Saw chain, w/ BL4050F/ BL4080F: 2,526 x 156 x 192 mm (99-1/2 x 6-1/8 x 7-9/16")	w/ Guide bar & Saw chain, w/ BL4020/ BL4025/ BL4040 or w/o Battery: 2,470 x 156 x 187 mm (97-1/4 x 6-1/8 x 7-3/8") w/ Guide bar & Saw chain, w/ BL4050F/ BL4080F: 2,470 x 156 x 192 mm (97-1/4 x 6-1/8 x 7-9/16")
Net weight	6.1 - 7.4 kg (13.4 - 16.3 lbs.)	6.0 - 7.2 kg (13.2 - 15.9 lbs.)

Saw chain, Guide bar, Guide bar case, Wrench, Band assembly, Battery, Charger, Round file (country-specific), File (country-specific), Chain oil (country-specific), Chain edger set (country-specific)

Cordless Telescopic Pole Saw

18V X2 (36V) LXT BL AFT Cordless Telescopic Pole Saw

18V x2

LXT BL AFT XPT



	DUA301	DUA251
Guide bar length	300 mm (12")	250 mm (10")
Chain speed	0 - 20.0 m/s (0 - 1,200 m/min) (0 - 3,940 FPM)	0 - 20.0 m/s (0 - 1,200 m/min) (0 - 3,940 FPM)
Oil Tank Capacity	160 mL	160 mL
Dimensions (L x W x H)	w/ Guide bar & Saw chain: 2,826 - 4,058 x 155 x 191 mm (111 - 160 x 6-1/8 x 7-1/2")	w/ Guide bar & Saw chain: 2,770 - 4,002 x 155 x 191 mm (109 - 157-1/2 x 6-1/8 x 7-1/2")
Net weight	7.8 - 8.5 kg (17.2 - 18.7 lbs.)	7.8 - 8.4 kg (17.2 - 18.5 lbs.)

Saw chain, Guide bar, Guide bar case, Blade cover, Wrench, Band assembly, Hex wrench, Battery, Charger, Round file (country-specific), Chain edger set (country-specific), Chain oil (country-specific)

Cordless Pole Saw

18V X2 (36V) LXT BL AFT 30 cm (12") Cordless Pole Saw


18V x2

LXT BL AFT XPT



	DUA300	DUA250
Guide bar length	300 mm (12")	250 mm (10")
Chain speed	0 - 20.0 m/s (0 - 1,200 m/min) (0 - 3,940 FPM)	0 - 20.0 m/s (0 - 1,200 m/min) (0 - 3,940 FPM)
Oil Tank Capacity	160 mL	160 mL
Dimensions (L x W x H)	w/ Guide bar & Saw chain: 2,478 x 155 x 191 mm (97-1/2 x 6-1/8 x 7-1/2")	w/ Guide bar & Saw chain: 2,478 x 155 x 191 mm (97-1/2 x 6-1/8 x 7-1/2")
Net weight	6.1 - 6.9 kg (13.5 - 15.2 lbs.)	6.1 - 6.8 kg (13.5 - 15.0 lbs.)

Saw chain, Guide bar, Guide bar case, Wrench, Band assembly, Battery, Charger, Round file (country-specific), Chain edger set (country-specific), Chain oil (country-specific)



Tree care/Hedge care

Cordless Hedge Trimmer

40Vmax XGT BL Brushless Cordless Hedge Trimmer

40V max



Sharp edge curved Blade



	UH004G	UH005G
Max Cutting Capacity	23.5 mm (15/16")	23.5 mm (15/16")
Blade length	600 mm (23-5/8")	750 mm (29-1/2")
Strokes Per Minute (SPM)	High / Mid / Low: 5,000 / 3,600 / 2,000	High / Mid / Low: 5,000 / 3,600 / 2,000
Continuous Use (min.)	w/ BL4040 High / Mid / Low: 85 / 160 / 370	w/ BL4040 High / Mid / Low: 80 / 155 / 365
Dimensions (L x W x H)	w/ BL4020 / BL4025: 1,120 x 223 x 191 mm (44 x 8-3/4 x 7-1/2") w/ BL4040: 1,120 x 223 x 191 mm (44 x 8-3/4 x 7-1/2")	w/ BL4020 / BL4025: 1,263 x 223 x 191 mm (49-3/4 x 8-3/4 x 7-1/2") w/ BL4040: 1,263 x 223 x 191 mm (49-3/4 x 8-3/4 x 7-1/2")
Net weight	4.3 - 4.9 kg (9.5 - 10.8 lbs.)	4.5 - 5.1 kg (9.9 - 11.2 lbs.)

Blade cover, Chip receiver (country-specific), Battery, Charger

Cordless Hedge Trimmer

40Vmax XGT BL Brushless Cordless Hedge Trimmer

40V max



Sharp edge Blade



	UH006G	UH007G
Max Cutting Capacity	25.0 mm (1")	25.0 mm (1")
Blade length	600 mm (23-5/8")	750 mm (29-1/2")
Strokes Per Minute (SPM)	High / Mid / Low: 4,000 / 3,000 / 2,000	High / Mid / Low: 4,000 / 3,000 / 2,000
Continuous Use (min.)	w/ BL4040 High / Mid / Low: 65 / 110 / 195	w/ BL4040 High / Mid / Low: 65 / 105 / 185
Dimensions (L x W x H)	w/ BL4020 / BL4025: 1,123 x 223 x 191 mm (44-1/2 x 8-3/4 x 7-1/2") w/ BL4040: 1,123 x 223 x 191 mm (44-1/2 x 8-3/4 x 7-1/2")	w/ BL4020 / BL4025: 1,274 x 223 x 191 mm (50-1/4 x 8-3/4 x 7-1/2") w/ BL4040: 1,274 x 223 x 191 mm (50-1/4 x 8-3/4 x 7-1/2")
Net weight	4.4 - 5.0 kg (9.7 - 11.0 lbs.)	4.6 - 5.2 kg (10.1 - 11.5 lbs.)

Blade cover, Chip receiver, Battery, Charger

Cordless Hedge Trimmer

40Vmax XGT BL Brushless Cordless Hedge Trimmer

40V max



Standard Blade



	UH008G	UH009G
Max Cutting Capacity	21.5 mm (7/8")	21.5 mm (7/8")
Blade length	600 mm (23-5/8")	750 mm (29-1/2")
Strokes Per Minute (SPM)	High / Mid / Low: 5,000 / 3,600 / 2,000	High / Mid / Low: 5,000 / 3,600 / 2,000
Continuous Use (min.)	w/ BL4040 High / Mid / Low: 80 / 150 / 360	w/ BL4040 High / Mid / Low: 75 / 140 / 265
Dimensions (L x W x H)	w/ BL4020 / BL4025: 1,120 x 223 x 191 mm (44 x 8-3/4 x 7-1/2") w/ BL4040: 1,120 x 223 x 191 mm (44 x 8-3/4 x 7-1/2")	w/ BL4020 / BL4025: 1,262 x 223 x 191 mm (49-3/4 x 8-3/4 x 7-1/2") w/ BL4040: 1,262 x 223 x 191 mm (49-3/4 x 8-3/4 x 7-1/2")
Net weight	4.3 - 4.9 kg (9.5 - 10.8 lbs.)	4.4 - 5.0 kg (9.7 - 11.0 lbs.)

Blade cover, Chip receiver, Battery, Charger

Cordless Hedge Trimmer

18V LXT BL Brushless Cordless Hedge Trimmer

18V



Sharp edge curved Blade




	DUH501	DUH601	DUH751
Max Cutting Capacity	23.5 mm (15/16")	23.5 mm (15/16")	23.5 mm (15/16")
Blade length	500 mm (19-3/4")	600 mm (23-5/8")	750 mm (29-1/2")
Strokes Per Minute (SPM)	High / Mid / Low: 0 - 4,400 / 0 - 3,600 / 0 - 2,000	High / Mid / Low: 0 - 4,400 / 0 - 3,600 / 0 - 2,000	High / Mid / Low: 0 - 4,400 / 0 - 3,600 / 0 - 2,000
Continuous Use (min.)	w/ BL1860B High / Mid / Low: 60 / 80 / 300	w/ BL1860B High / Mid / Low: 55 / 80 / 200	w/ BL1860B High / Mid / Low: 45 / 70 / 160
Dimensions (L x W x H)	1,016 x 225 x 192 mm (40 x 8-7/8 x 7-1/2")	1,121 x 225 x 192 mm (44-1/4 x 8-7/8 x 7-1/2")	1,261 x 225 x 192 mm (49-1/2 x 8-7/8 x 7-1/2")
Net weight	3.8 - 4.5 kg (8.4 - 9.8 lbs.)	3.8 - 4.5 kg (8.4 - 9.8 lbs.)	3.8 - 4.5 kg (8.4 - 9.8 lbs.)

Blade cover, Chip receiver (country-specific), Battery, Charger

Cordless Hedge Trimmer

18V LXT BL Brushless Cordless Hedge Trimmer

18V



Standard Blade



	DUH502	DUH602	DUH752
Max Cutting Capacity	21.5 mm (7/8")	21.5 mm (7/8")	21.5 mm (7/8")
Blade length	500 mm (19-3/4")	600 mm (23-5/8")	750 mm (29-1/2")
Strokes Per Minute (SPM)	High / Mid / Low: 0 - 4,400 / 0 - 3,600 / 0 - 2,000	High / Mid / Low: 0 - 4,400 / 0 - 3,600 / 0 - 2,000	High / Mid / Low: 0 - 4,400 / 0 - 3,600 / 0 - 2,000
Continuous Use (min.)	w/ BL1860B High / Mid / Low: 50 / 75 / 230	w/ BL1860B High / Mid / Low: 45 / 70 / 180	w/ BL1860B High / Mid / Low: 40 / 60 / 150
Dimensions (L x W x H)	1,016 x 225 x 192 mm (40 x 8-7/8 x 7-1/2")	1,221 x 225 x 192 mm (44-1/8 x 8-7/8 x 7-1/2")	1,261 x 225 x 192 mm (49-1/2 x 8-7/8 x 7-1/2")
Net weight	3.8 - 4.5 kg (8.4 - 9.8 lbs.)	3.8 - 4.5 kg (8.4 - 9.8 lbs.)	3.8 - 4.5 kg (8.4 - 9.8 lbs.)

Blade cover, Chip receiver (country-specific), Battery, Charger

Cordless Hedge Trimmer

18V LXT BL Cordless Hedge Trimmer

18V



	DUH506	DUH606
Max Cutting Capacity	20.0 mm (13/16")	20.0 mm (13/16")
Blade length	500 mm (19-3/4")	600 mm (23-5/8")
Strokes Per Minute (SPM)	4,000	4,000
Continuous Use (min.)	w/ BL1860B: 75	w/ BL1860B: 70
Dimensions (L x W x H)	w/ BL1830B / BL1840B / BL1850B / BL1860B: 897 x 207 x 185 mm (35-1/4 x 8-1/8 x 7-1/4")	w/ BL1830B / BL1840B / BL1850B / BL1860B: 1,016 x 207 x 185 mm (40 x 8-1/8 x 7-1/4")
Net weight	2.5 - 2.9 kg (5.5 - 6.4 lbs.)	2.7 - 3.0 kg (6.0 - 6.6 lbs.)

Blade cover, Battery, Charger

Tree care/Hedge care

Cordless Hedge Trimmer

18V LXT Li-Ion Cordless Hedge Trimmer

18V

new



LXT XPT



	DUH507	DUH607
Max Cutting Capacity	15 mm (9/16")	15 mm (9/16")
Blade length	500 mm (19-3/4")	600 mm (23-5/8")
Strokes Per Minute (SPM)	2,700	2,700
Continuous Use (min.)	w/ BL1830B: 77	w/ BL1830B: 60
Dimensions (L x W x H)	w/ BL1830B / BL1840B / BL1850B / BL1860B: 925 x 209 x 188 mm (36-1/2 x 8-1/4 x 7-3/8")	w/ BL1830B / BL1840B / BL1850B / BL1860B: 1,029 x 209 x 188 mm (40-1/2 x 8-1/4 x 7-3/8")
Net weight	2.7 - 3.0 kg (6.0 - 6.6 lbs.)	2.8 - 3.1 kg (6.2 - 6.8 lbs.)

Blade cover, Battery, Charger

Cordless Hedge Trimmer

40Vmax XGT BL Brushless Cordless Hedge Trimmer

40V max



XGT BL WG



	UH013G	UH014G
Max Cutting Capacity	18 mm (11/16")	18 mm (11/16")
Blade length	600 mm (23-5/8")	750 mm (29-1/2")
Strokes Per Minute (SPM)	High / Mid / Low: 5,000 / 3,600 / 2,000	High / Mid / Low: 5,000 / 3,600 / 2,000
Dimensions (L x W x H)	w/ BL4020 / BL4025: 1,085 x 270 x 135 mm (42-3/4 x 10-5/8 x 5-5/16") w/ BL4040: 1,085 x 270 x 150 mm (42-3/4 x 10-5/8 x 5-7/8") w/ BL4050F: 1,085 x 270 x 168 mm (42-3/4 x 10-5/8 x 6-5/8")	w/ BL4020 / BL4025: 1,225 x 270 x 135 mm (48-1/4 x 10-5/8 x 5-5/16") w/ BL4040: 1,225 x 270 x 150 mm (48-1/4 x 10-5/8 x 5-7/8") w/ BL4050F: 1,225 x 270 x 168 mm (48-1/4 x 10-5/8 x 6-5/8")
Net weight	3.9 - 4.5 kg (8.6 - 9.9 lbs.)	4.0 - 4.7 kg (8.8 - 10.4 lbs.)

Blade cover, Chip receiver, Battery, Charger

Cordless Hedge Trimmer

18V LXT BL Brushless Cordless Hedge Trimmer

18V



LXT BL XPT



	DUH604S	DUH754S
Max Cutting Capacity	18 mm (11/16")	18 mm (11/16")
Blade length	600 mm (23-5/8")	750 mm (29-1/2")
Strokes Per Minute (SPM)	High / Mid / Low: 4,400 / 3,600 / 2,000	High / Mid / Low: 4,400 / 3,600 / 2,000
Continuous Use (min.)	w/ BL1860B High / Mid / Low: 70 / 90 / 200	w/ BL1860B High / Mid / Low: 65 / 80 / 190
Dimensions (L x W x H)	1,061 x 282 x 143 mm (41-3/4 x 11-1/8 x 5-5/8")	1,200 x 282 x 143 mm (47-1/4 x 11-1/8 x 5-5/8")
Net weight	3.4 - 3.9 kg (7.5 - 8.6 lbs.)	3.4 - 3.9 kg (7.5 - 8.6 lbs.)

Blade cover, Chip receiver, Battery, Charger

Cordless Hedge Trimmer

12Vmax CXT Li-Ion Cordless 20 cm (7-7/8") Hedge Trimmer

12V max



CXT 2in1

	UH201D
Blade length	200 mm (7-7/8")
Strokes Per Minute (SPM)	2,500
Continuous Use (min.)	w/ BL1041B / BL1021B / BL1016: 90 / 45 / 35
Dimensions (L x W x H)	504 x 120 x 131 mm (19-7/8 x 4-3/4 x 5-1/8")
Net weight	1.3 - 1.5 kg (2.9 - 3.3 lbs.)

Blade cover, Chip receiver, Battery, Charger

Cordless Hedge Trimmer

10.8V (12V max) Li-Ion Cordless 20 cm (7-7/8") Hedge Trimmer

10.8V



2in1

	UH200D
Blade length	200 mm (7-7/8")
Strokes Per Minute (SPM)	2,500
Dimensions (L x W x H)	460 x 120 x 130 mm (18-1/8 x 4-3/4 x 5-1/8")
Net weight	1.1 - 1.2 kg (2.5 - 2.6 lbs.)

Charger, Battery, Blade cover, Chip receiver



Tree care/Hedge care

Cordless Hedge Trimmer

18V Li-Ion Cordless Hedge Trimmer, G-Battery

18V



	UH422D	UH522D
Blade length	420 mm (16-1/2")	520 mm (20-1/2")
Strokes Per Minute (SPM)	2,700	2,700
Dimensions (L x W x H)	829 x 195 x 193 mm (32-5/8 x 7-5/8 x 7-5/8")	929 x 195 x 193 mm (36-1/2 x 7-5/8 x 7-5/8")
Net weight	3 kg (6.6 lbs.)	3.1 kg (6.8 lbs.)



Charger, Battery, Blade cover

Cordless Hedge Trimmer

14.4V Li-Ion Cordless Hedge Trimmer, G-Battery

14.4V



	UH420D	UH480D	UH520D
Blade length	420 mm (16-1/2")	480 mm (18-7/8")	520 mm (20-1/2")
Strokes Per Minute (SPM)	2,700	2,700	2,700
Dimensions (L x W x H)	823 x 195 x 193 mm (32-1/2 x 7-5/8 x 7-5/8")	873 x 195 x 193 mm (34-3/8 x 7-5/8 x 7-5/8")	923 x 195 x 193 mm (36-1/4 x 7-5/8 x 7-5/8")
Net weight	2.9 kg (6.4 lbs.)	3 kg (6.6 lbs.)	3 kg (6.7 lbs.)



Charger, Battery, Blade cover

Hedge Trimmer

670 W Hedge Trimmer



	419	UH5580	UH6580	UH7580
Continuous rating Input		670W	670W	670W
Blade length		550 mm (21-5/8")	650 mm (25-1/2")	750 mm (29-1/2")
Strokes Per Minute (SPM)		3,000	3,000	3,000
Dimensions (L x W x H)		970 x 223 x 206 mm (38-1/4 x 8-3/4 x 8-1/8")	1,049 x 223 x 206 mm (41-1/4 x 8-3/4 x 8-1/8")	1,157 x 223 x 206 mm (45-1/2 x 8-3/4 x 8-1/8")
Net weight		4.2 kg (9.2 lbs.)	4.3 kg (9.4 lbs.)	4.4 kg (9.7 lbs.)
Power supply cord		0.3 m (0.98 ft)	0.3 m (0.98 ft)	0.3 m (0.98 ft)



Blade cover, Hook, Belt hook

Hedge Trimmer

550 W Hedge Trimmer



	419	UH4570	UH5570	UH6570
Continuous rating Input		550W	550W	550W
Blade length		450 mm (17-3/4")	550 mm (21-5/8")	650 mm (25-1/2")
Strokes Per Minute (SPM)		3,200	3,200	3,200
Dimensions (L x W x H)		862 x 223 x 206 mm (34 x 8-3/4 x 8-1/8")	970 x 223 x 206 mm (38-1/4 x 8-3/4 x 8-1/8")	1,042 x 223 x 206 mm (41 x 8-3/4 x 8-1/8")
Net weight		3.6 kg (8 lbs.)	3.7 - 3.8 kg (8.2 - 8.4 lbs.)	3.8 - 3.9 kg (8.4 - 8.5 lbs.)
Power supply cord		0.3 m (0.98 ft)	0.3 m (0.98 ft)	0.3 m (0.98 ft)



Blade cover, Hook, Belt hook

Hedge Trimmer

400 W Hedge Trimmer



	419	UH4261	UH4861	UH4261
Continuous rating Input		400W	400W	400W
Blade length		420 mm (16-1/2")	480 mm (18-7/8")	520 mm (20-1/2")
Strokes Per Minute (SPM)		3,200	3,200	3,200
Dimensions (L x W x H)		821 x 194 x 194 mm (32-1/4 x 7-5/8 x 7-5/8")	871 x 194 x 194 mm (34-1/4 x 7-5/8 x 7-5/8")	921 x 194 x 194 mm (36-1/4 x 7-5/8 x 7-5/8")
Net weight		2.9 kg (6.5 lbs.)	3 kg (6.6 lbs.)	3 kg (6.7 lbs.)
Power supply cord		0.3 m (0.98 ft)	0.3 m (0.98 ft)	0.3 m (0.98 ft)



Blade cover, Hook, Cord holder complete set



Tree care/Hedge care

DUN500W Cordless Hedge Trimmer 18V

18V LXT BL Brushless Cordless 50 cm (19-3/4") Pole Hedge Trimmer, Optimum Curved Blade



Max Cutting Capacity	23.5 mm (15/16")
Blade length	500 mm (19-3/4")
Strokes Per Minute (SPM)	High / Mid / Low: 4,400 / 3,600 / 2,000
Cycles per minute (CPM)	High / Mid / Low: 2,200 / 1,800 / 1,000
Continuous Use (min.)	w/ BL1860B High / Mid / Low: 60 / 90 / 190
Dimensions (L x W x H)	2,115 x 97 x 137 mm (83-1/4 x 3-13/16 x 5-3/8")
Net weight	3.9 - 4.3 kg (8.6 - 9.5 lbs.)



Sharp edge curved Blade

Blade cover, Shoulder harness, Battery, Charger

DUN600L Cordless Hedge Trimmer 18V

18V LXT BL Brushless Cordless 60 cm (23-5/8") Pole Hedge Trimmer, Optimum Curved Blade



Max Cutting Capacity	23.5 mm (15/16")
Blade length	600 mm (23-5/8")
Strokes Per Minute (SPM)	High / Mid / Low: 4,400 / 3,600 / 2,000
Cycles per minute (CPM)	High / Mid / Low: 2,200 / 1,800 / 1,000
Continuous Use (min.)	w/ BL1860B High / Mid / Low: 55 / 80 / 180
Dimensions (L x W x H)	2,050 x 230 x 178 mm (80-1/2 x 9 x 7")
Net weight	3.7 - 4.1 kg (8.2 - 9.0 lbs.)



Sharp edge curved Blade

Blade cover, Hex wrench, Battery, Charger

DUN501W Cordless Hedge Trimmer 18V

18V LXT BL Brushless Cordless 50 cm (19-3/4") Pole Hedge Trimmer



Max Cutting Capacity	21.5 mm (7/8")
Blade length	500 mm (19-3/4")
Strokes Per Minute (SPM)	High / Mid / Low: 4,400 / 3,600 / 2,000
Cycles per minute (CPM)	High / Mid / Low: 2,200 / 1,800 / 1,000
Continuous Use (min.)	w/ BL1860B High / Mid / Low: 55 / 80 / 170
Dimensions (L x W x H)	2,115 x 97 x 137 mm (83-1/4 x 3-13/16 x 5-3/8")
Net weight	3.9 - 4.2 kg (8.6 - 9.3 lbs.)



Blade cover, Shoulder harness, Battery, Charger

DUN601L Cordless Hedge Trimmer 18V

18V LXT BL Brushless Cordless 60 cm (23-5/8") Pole Hedge Trimmer



Max Cutting Capacity	21.5 mm (7/8")
Blade length	600 mm (23-5/8")
Strokes Per Minute (SPM)	High / Mid / Low: 4,400 / 3,600 / 2,000
Cycles per minute (CPM)	High / Mid / Low: 2,200 / 1,800 / 1,000
Continuous Use (min.)	w/ BL1860B High / Mid / Low: 50 / 70 / 160
Dimensions (L x W x H)	2,050 x 230 x 178 mm (80-1/2 x 9 x 7")
Net weight	3.7 - 4.1 kg (8.2 - 9.0 lbs.)



Blade cover, Hex wrench, Battery, Charger

DUN461W Cordless Pole Hedge Trimmer 18V

18V LXT Cordless 46 cm Pole Hedge Trimmer



Blade length	460 mm (18-1/8")
Max Cutting Capacity	18 mm (11/16")
Strokes Per Minute (SPM)	3,600
Continuous Use (min.)	w/ BL1850B: 122
Dimensions (L x W x H)	1,889 - 2,511 x 87 x 134 mm (74-1/2 - 99 x 3-7/16 x 5-1/4")
Net weight	3.0 - 3.3 kg (6.6 - 7.3 lbs.)



Blade cover, Chip receiver (country-specific), Shear blade (country-specific), Battery, Charger

UN460WD Cordless Pole Hedge Trimmer 12V max

12Vmax CXT Cordless 46 cm Pole Hedge Trimmer



Blade length	460 mm (18-1/8")
Max Cutting Capacity	18 mm (11/16")
Strokes Per Minute (SPM)	3,600
Continuous Use (min.)	w/ BL1041B: 53
Dimensions (L x W x H)	1,889 - 2,511 x 87 x 134 mm (74-1/2 - 99 x 3-7/16 x 5-1/4")
Net weight	2.8 - 3.0 kg (6.2 - 6.6 lbs.)



Blade cover, Chip receiver (country-specific), Shear blade (country-specific), Battery, Charger



Tree care/Hedge care

DUP362

Battery Powered Pruning Shears

18V x2

18V X2 (36V) LXT Li-Ion Battery Powered High Torque Pruning Shears



Capacity	Max cutting: 33 mm (1-5/16") Max blade opening: 54 mm
Cutting torque	250 N
Dimensions (L x W x H)	305 x 43 x 106 mm (12 x 1-11/16 x 4-3/16")
Net weight	0.77 - 0.82 kg (1.7 - 1.8 lbs.)

LXT XPT

Oil supply (country-specific), Wrench set, Diamond file, Cord holder, Holster, Harness, Arm band, Tool bag, Battery, Charger, Shear blade

DUP361

Battery Powered Pruning Shears

18V x2

18V X2 (36V) LXT Li-Ion Battery Powered Pruning Shears



Capacity	Max cutting: 33 mm Max blade opening: 54 mm
Dimensions (L x W x H)	305 x 43 x 106 mm (12 x 1-11/16 x 4-3/16")
Net weight	0.8 kg (1.8 lbs.)

LXT XPT

Oil supply (country-specific), Wrench set, Diamond file, Cord holder, Holster, Harness, Arm band, Tool bag, Battery, Charger, Shear blade

UP100D

Cordless Pruning Shears

12V max

12Vmax CXT BL Cordless Pruning Shears



new

Capacity	Max cutting: 25 mm (1")
Dimensions (L x W x H)	w/ BL1016/BL1021B: 285 x 65 x 98 mm (11-1/4 x 2-9/16 x 3-7/8") w/ BL1041B: 308 x 65 x 98 mm (12-1/8 x 2-9/16 x 3-7/8")
Net weight	0.89 - 1.1 kg (2.0 - 2.4 lbs.)

CXT BL XPT



Oil supply (country-specific), Wrench set, Whetstone, Holster

PM001G

Cordless Backpack Mist Blower

40V max

40Vmax XGT BL Cordless Backpack Mist Blower



new

Chemical tank capacity	15.0 L (507 oz)
Max air volume	High: 14.3 m ³ /min Mid: 11.0 m ³ /min Low: 9.0 m ³ /min
Max air velocity	High: 64.0 m/s Mid: 52.0 m/s Low: 42.0 m/s
Continuous Use (min.)	w/ BL4080F x2 High / Mid / Low: 20 / 34 / 60
Dimensions (L x W x H)	w/o Nozzle: 330 x 585 x 690 mm (13 x 23 x 27-1/4")
Net weight	12.5 - 15.4 kg (27.6 - 34.0 lbs.)

XGT BL WG



Diffusion cover, Wrench, Band

DUS158

Cordless Garden Sprayer

18V

18V LXT Li-Ion Cordless 15 L Garden Sprayer



Max pressure	0.5 Mpa
Chemical tank	15 L
Continuous Use (min.)	w/ BL1850B Herbicide nozzle: 460
Dimensions (L x W x H)	317 x 237 x 517 mm (12-1/2 x 9-3/8 x 20-3/8")
Net weight	5.9 - 6.2 kg (13.0 - 13.7 lbs.)

LXT WG XPT

Upright double-headed nozzle, Wide-angle herbicide nozzle, Shoulder harness, Holder, Measure cup, Battery, Charger

DUS108

Cordless Garden Sprayer

18V

18V LXT Li-Ion Cordless 10 L Garden Sprayer



Max pressure	0.5 Mpa
Chemical tank	10 L
Continuous Use (min.)	w/ BL1850B Double outlet nozzle: 335
Dimensions (L x W x H)	317 x 237 x 437 mm (12-1/2 x 9-3/8 x 17-1/4")
Net weight	5.6 - 5.9 kg (12.3 - 13.0 lbs.)

LXT WG XPT

Upright double-headed nozzle, Wide-angle herbicide nozzle, Shoulder harness, Holder, Measure cup, Battery, Charger

DUS054

Cordless Garden Sprayer

18V

18V LXT Li-Ion Cordless 5 L Garden Sprayer



Max pressure	0.3 Mpa (3 kgf/cm ²)
Regular pressure	Mist, Single outlet: 0.26 MPa / Mist, Double outlet: 0.18 MPa Stream, Single outlet: 0.22 MPa / Stream, Double outlet: 0.13 MPa
Regular water discharge	Mist, Single outlet: 0.47 L/min / Mist, Double outlet: 0.74 L/min Stream, Single outlet: 0.61 L/min Stream, Double outlet: 0.91 L/min
Continuous run time on a full battery charge	Mist, Double outlet, w/ BL1830B: 235 min Stream, Double outlet, w/ BL1830B: 230 min
Spraying capacity on a full battery charge	Mist, Single outlet, w/ BL1830B: 110 L
Dimensions (L x W x H)	343 x 182 x 368 mm (13-1/2 x 7-1/8 x 14-1/2")
Net weight	3.2 - 3.5 kg (7.1 - 7.7 lbs.)

LXT XPT

H-shaped double head nozzle, Spray wand, Spray wand holder, Shoulder belt, Battery, Charger

US053D

Cordless Garden Sprayer

12V max

12Vmax CXT Li-Ion Cordless 5 L Garden Sprayer



Max pressure	0.3 Mpa (3 kgf/cm ²)
Regular pressure	Mist, Single outlet: 0.26 MPa / Mist, Double outlet: 0.18 MPa Stream, Single outlet: 0.22 MPa / Stream, Double outlet: 0.13 MPa
Regular water discharge	Mist, Single outlet: 0.47 L/min / Mist, Double outlet: 0.74 L/min Stream, Single outlet: 0.61 L/min Stream, Double outlet: 0.91 L/min
Continuous run time on a full battery charge	Mist, Double outlet, w/ BL1016: 85 min Stream, Double outlet, w/ BL1016: 80 min
Spraying capacity on a full battery charge	Mist, Single outlet, w/ BL1016: 40 L
Dimensions (L x W x H)	343 x 182 x 343 mm (13-1/2 x 7-1/8 x 13-1/2")
Net weight	2.9 - 3.0 kg (6.4 - 6.6 lbs.)

CXT XPT

H-shaped double head nozzle, Spray wand, Spray wand holder, Shoulder belt, Battery, Charger

PRODUCTS

Transportation



Variable Speed



Brake



Reversing



Electronic 2-Speed



Electronic 3-Speed



Constant Speed



Soft Start



Built-in Job Light

Transportation

DCU603

Battery Powered Wheelbarrow

18V x2

18V X2 (36V) LXT BL 4-Wheel Battery Powered Wheelbarrow, 300 Kg Capacity

new



Max load capacity	300 kg
Traveling speed	Forward, High / Low: 5 / 1.5 km/h Reverse: 1.0 km/h
Max climbing capacity	12°
Dimensions (L x W x H)	When carrier is installed / during operation: 1,480 x 730 x 820 - 1,030 mm (58-1/4 x 28-3/4 x 32-1/4 - 40-1/2")
Net weight	122 - 124 kg (269 - 273 lbs.)



DCU604

Battery Powered Wheelbarrow

18V x2

18V X2 (36V) LXT BL Brushless Battery Powered Wheelbarrow, 300 Kg Capacity

new



Max load capacity	300 kg
Traveling speed	Forward, High / Low: 5 / 1.5 km/h Reverse: 1.0 km/h
Max climbing capacity	12°
Dimensions (L x W x H)	When carrier is installed / during operation: 1,450 - 1,600 x 730 - 1,080 x 820 - 1,030 mm (57 - 63 x 28-3/4 - 42-1/2 x 32-1/4 - 40-1/2")
Net weight	119 - 120 kg (262 - 265 lbs.)



DCU605

Battery Powered Wheelbarrow

18V x2

18V X2 (36V) LXT BL Brushless Battery Powered Wheelbarrow, 300 Kg Capacity

new



Max load capacity	300 kg
Traveling speed	Forward, High / Low: 5 / 1.5 km/h Reverse: 1.0 km/h
Max climbing capacity	12°
Dimensions (L x W x H)	When carrier is installed / during operation: 1,440 x 730 x 820 - 1,030 mm (56-3/4 x 28-3/4 x 32-1/4 - 40-1/2")
Net weight	104 - 106 kg (229 - 234 lbs.)



DCU180

Battery Powered Wheelbarrow

18V

18V LXT BL Brushless Battery Powered Wheelbarrow, 130 Kg (290 Lbs.) Capacity



Max run time (min)	w/ BL1860B x2: 120
Max load capacity	130 kg (290 lbs.)
Traveling speed	Forward, High / Low: 0 - 3.5 / 0 - 1.5 km/h Reverse: 0 - 1 km/h
Max climbing capacity	12°
Dimensions (L x W x H)	When carrier is installed / during operation: 1,315 x 1,060 x 900 mm (51-3/4 x 41-3/4 x 35-1/2") When carrier is installed / when stored: 1,110 x 820 x 820 mm (43-3/4 x 32-1/4 x 32-1/4") When bucket is installed / during operation: 1,310 x 820 x 900 mm (51-1/2 x 32-1/4 x 35-1/2") When bucket is installed / when stored: 1,110 x 820 x 820 mm (43-3/4 x 32-1/4 x 32-1/4")
Net weight	39.3 - 44.8 kg (86.5 - 98.7 lbs.)



Lock key, Support legs, Wrenches



PRODUCTS

Measuring/Leveling



Carrying Case

Measuring/Leveling

SK700GD

Rechargeable Green Multi Line Laser

12V max

12V max CXT Li-Ion Rechargeable Green Multi Line Laser



Light output power	Less than 2.0 mW
Leveling accuracy	+/- 2 mm / 10 m
Line width	at 5 m: 2.0 mm
Self-leveling range	4°
Number of laser lines	8 (4V4H)
Laser type	Laser class 2: 510 - 530 nm
Operating temperature	-10 - 50°C
Protection class	IP54
Operating time (approx. hours)	w/ BL1016: 5 / w/ BL1021B: 7 / w/ BL1041B: 14
Dimensions (L x W x H)	w/ BL1016/BL1021B: 149 x 104 x 153 mm (5-7/8 x 4-1/8 x 6")
	w/ BL1041B: 168 x 104 x 153 mm (6-5/8 x 4-1/8 x 6")
Net weight	0.99 - 1.2 kg (2.2 - 2.7 lbs.)



Soft bag, L-adapter, Target plate, CD manual + Quick start

SK700D

Rechargeable Red Multi Line Laser

12V max

12V max CXT Li-Ion Rechargeable Red Multi Line Laser



Light output power	Less than 2.0 mW
Leveling accuracy	+/- 2 mm / 10 m
Line width	at 5 m: 2.0 mm
Self-leveling range	4°
Number of laser lines	8 (4V4H)
Laser type	Laser class 2: 630 - 645 nm
Operating time (approx. hours)	w/ BL1016: 8 / w/ BL1021B: 11 / w/ BL1041B: 22
Operating temperature	-10 - 50°C
Protection class	IP54
Dimensions (L x W x H)	w/ BL1016/BL1021B: 149 x 104 x 153 mm (5-7/8 x 4-1/8 x 6")
	w/ BL1041B: 168 x 104 x 153 mm (6-5/8 x 4-1/8 x 6")
Net weight	0.99 - 1.2 kg (2.2 - 2.7 lbs.)



Soft bag, L-adapter, Target plate, CD manual + Quick start

SK312GD

Rechargeable Green Multi Line Laser

12V max

12V max CXT Li-Ion Rechargeable Green Multi Line Laser



Leveling accuracy	+/- 1 mm / 10 m
Self-leveling range	2°
Laser fan angle	Horizontal: 110° Vertical: 130°
Number of laser lines	4 (3V1H)
Laser type	Laser class 2: 515 nm
Operating time (approx. hours)	10-28
Operating temperature	-10 - 40°C
Tripod thread	5/8"
Protection class	IP54
Dimensions (L x W x H)	w/ BL1016/BL1021B: 122 x 110 x 225 mm
	w/ BL1041B: 122 x 130 x 225 mm
Net weight	1.5 - 1.6 kg (3.3 - 3.5 lbs.)

Laser viewing glass, Shoulder strap, Storage case

SK209GD

Rechargeable Green Multi Line Laser

12V max

12V max CXT Li-Ion Rechargeable Green Multi Line Laser



Leveling accuracy	+/- 1 mm / 10 m
Self-leveling range	2°
Laser fan angle	Horizontal: 110° / Vertical: 130°
Number of laser lines	3 (2V1H)
Laser type	Laser class 2: 515 nm
Operating time (approx. hours)	15-40
Operating temperature	-10 - 40°C
Tripod thread	5/8"
Protection class	IP54
Dimensions (L x W x H)	w/ BL1016/BL1021B: 122 x 110 x 225 mm
	w/ BL1041B: 122 x 130 x 225 mm
Net weight	1.5 - 1.6 kg (3.3 - 3.5 lbs.)

Laser viewing glass, Shoulder strap, Storage case

SK40GD

Rechargeable Green Multi Line Laser

12V max

12V max CXT Li-Ion Rechargeable Green Multi Line Laser



Leveling accuracy	+/- 1 mm / 10 m
Self-leveling range	4°
Number of laser lines	5 (4V1H)
Laser type	Laser class 2: 515 nm
Operating temperature	-10 - 40°C
Protection class	IP54
Net weight	1.4 - 1.6 kg (3.1 - 3.5 lbs.)



Laser detector, Laser receiver vise, Laser viewing glass, Shoulder strap, Storage case, Battery, Charger

SK20GD

Rechargeable Green Multi Line Laser

12V max

12V max CXT Li-Ion Rechargeable Green Multi Line Laser



Leveling accuracy	+/- 1 mm / 10 m
Self-leveling range	4°
Number of laser lines	3 (2V1H)
Laser type	Laser class 2: 515 nm
Operating temperature	-10 - 40°C
Protection class	IP54
Net weight	1.4 - 1.6 kg (3.1 - 3.5 lbs.)

Laser detector, Laser receiver vise, Laser viewing glass, Shoulder strap, Storage case, Battery, Charger

SK10GD

Rechargeable Green Multi Line Laser

12V max

12V max CXT Li-Ion Rechargeable Green Multi Line Laser



Leveling accuracy	+/- 1 mm / 10 m
Self-leveling range	4°
Number of laser lines	2 (1V1H)
Laser type	Laser class 2: 515 nm
Operating temperature	-10 - 40°C
Protection class	IP54
Net weight	1.4 - 1.6 kg (3.1 - 3.5 lbs.)

Dimensions (with carry handle in retracted position)

Laser detector, Laser receiver vise, Laser viewing glass, Shoulder strap, Storage case, Battery, Charger

SK106GD

Rechargeable Green 4-point Cross Line Laser

12V max

12Vmax CXT Li-Ion Rechargeable Green 4-Point Cross Line Laser



Measuring range	Up to: 35 m
Measuring range w/ detector	Up to: 80 m
Leveling accuracy	+/- 3 mm / 10 m
Self-leveling range	4°
Laser fan angle	Horizontal: 180° / Vertical: 170°
Number of laser points	4
Number of laser lines	2 (1V1H)
Laser type	Laser class 2: 525 nm
Operating temperature	-10 - 50°C
Operating time (approx. hours)	7 - 20
Dimensions (L x W x H)	w/ BL1016/BL1021B: 138 x 64 x 102 mm (5-7/16 x 2-1/2 x 4")
	w/ BL1041B: 157 x 64 x 102 mm (6-3/16 x 2-1/2 x 4")
Net weight	0.69 - 0.85 kg (1.5 - 1.9 lbs.)

Soft bag, Adapter, Target plate

Measuring/Leveling

SK106D 12V max Rechargeable Red 4-point Cross Line Laser

12Vmax CXT Li-Ion Rechargeable Red 4-Point Cross Line Laser



Measuring range	Up to: 25 m
Measuring range w/ detector	Up to: 80 m
Leveling accuracy	+/- 3 mm / 10 m
Self-leveling range	4
Laser fan angle	Horizontal: 180° / Vertical: 170°
Number of laser points	4
Number of laser lines	2 (1V1H)
Laser type	Laser class 2: 635 nm
Operating temperature	-10 - 50°C
Operating time (approx. hours)	15 - 40
Dimensions (L x W x H)	w/ BL1016/BL1021B: 138 x 64 x 102 mm (5-7/16 x 2-1/2 x 4") w/ BL1041B: 157 x 64 x 102 mm (6-3/16 x 2-1/2 x 4")
Net weight	0.69 - 0.85 kg (1.5 - 1.9 lbs.)



Soft bag, Adapter, Target plate

SK105GD 12V max Rechargeable Green Cross Line Laser

12Vmax CXT Li-Ion Rechargeable Green Cross Line Laser



Measuring range	Up to: 35 m
Measuring range w/ detector	Up to: 80 m
Leveling accuracy	+/- 3 mm / 10 m
Self-leveling range	4
Laser fan angle	Horizontal: 180° / Vertical: 160°
Number of laser lines	2 (1V1H)
Laser type	Laser class 2: 525 nm
Operating temperature	-10 - 50°C
Operating time (approx. hours)	7 - 20
Dimensions (L x W x H)	w/ BL1016/BL1021B: 138 x 64 x 102 mm (5-7/16 x 2-1/2 x 4") w/ BL1041B: 157 x 64 x 102 mm (6-3/16 x 2-1/2 x 4")
Net weight	0.67 - 0.84 kg (1.5 - 1.9 lbs.)



Soft bag, Adapter, Target plate

SK105D 12V max Rechargeable Red Cross Line Laser

12Vmax CXT Li-Ion Rechargeable Red Cross Line Laser



Measuring range	Up to: 25 m
Measuring range w/ detector	Up to: 80 m
Leveling accuracy	+/- 3 mm / 10 m
Self-leveling range	4
Laser fan angle	Horizontal: 180° / Vertical: 160°
Number of laser lines	2 (1V1H)
Laser type	Laser class 2: 635 nm
Operating temperature	-10 - 50°C
Operating time (approx. hours)	15 - 40
Dimensions (L x W x H)	w/ BL1016/BL1021B: 138 x 64 x 102 mm (5-7/16 x 2-1/2 x 4") w/ BL1041B: 157 x 64 x 102 mm (6-3/16 x 2-1/2 x 4")
Net weight	0.67 - 0.84 kg (1.5 - 1.9 lbs.)



Soft bag, Adapter, Target plate

SKR200Z Laser Level

Automatic Self-Leveling Laser Level



Operating range	Rotating beam (diameter): 200 m Plumb beam (up to): 30 m
Rotation speed (rpm)	0, 300, 450, 600
Leveling accuracy	1 mm / 10 m
Leveling range	6°
Operating time (approx. hours)	60
Power supply	Cell battery: 2 pcs
Net weight	1.6 kg (3.5 lbs.)

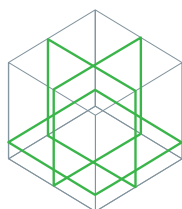


Remote controller, Wall mount bracket, Receiver

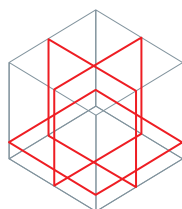
Laser line



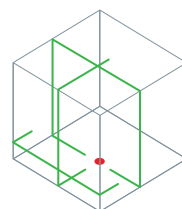
SK700GD



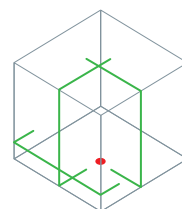
SK700D



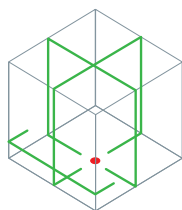
SK312GD



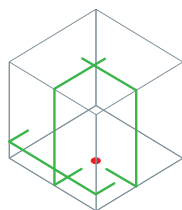
SK209GD



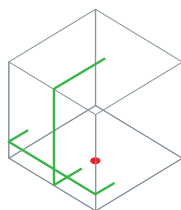
SK40GD



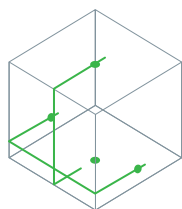
SK20GD



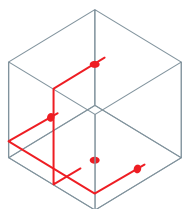
SK10GD



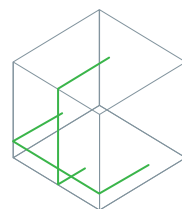
SK106GD



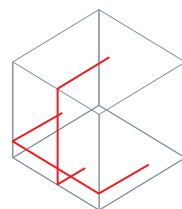
SK106D



SK105GD



SK105D



Measuring/Leveling

LD030P

Laser Distance Measure

30 m Laser Distance Measure



Measuring range	0.2 - 30 m
Operating temperature	0 - 40°C
Storage temperature	-25 - 70°C
Typical measuring tolerance	2.0 mm / 10 m
Max measuring tolerance	3.0 mm / 10 m
Diameter of laser point	6 mm 10 m
Laser type	Laser class 2: 635 nm
Dimensions (H x D x W)	117 x 53 x 25 mm (4.5 x 2.14 x 1")
Net weight	0.1 kg (0.22 lbs.)

AAA Alkaline dry battery 1.5V x2, Pouch

LD050P

Laser Distance Measure

50 m Laser Distance Measure



Measuring range	0.05 - 50 m
Power supply	Cell battery: AAA 1.5V x 2 pcs
Net weight	0.1 kg (0.22 lbs.)

AAA Alkaline dry battery 1.5V x2, Carrying strap, Target plate

LD080P

Laser Distance Measure

80 m Laser Distance Measure



Measuring range	0.05 - 80 m
Power supply	Cell battery: AAA 1.5V x 2 pcs
Net weight	0.14 kg (0.31 lbs.)

AAA Alkaline dry battery 1.5V x2, Carrying strap, Target plate

LD080PI

Laser Distance Measure

80 m Laser Distance Measure, Inclination Sensor



Measuring range	0.05 - 80 m
Power supply	Cell battery: AAA 1.5V x 2 pcs
Net weight	0.14 kg (0.31 lbs.)

AAA Alkaline dry battery 1.5V x2, Carrying strap, Target plate



PRODUCTS

Lights



Double Insulation



Soft Start




Carrying Case

Lighting coverage*

Long-distance irradiation

640m

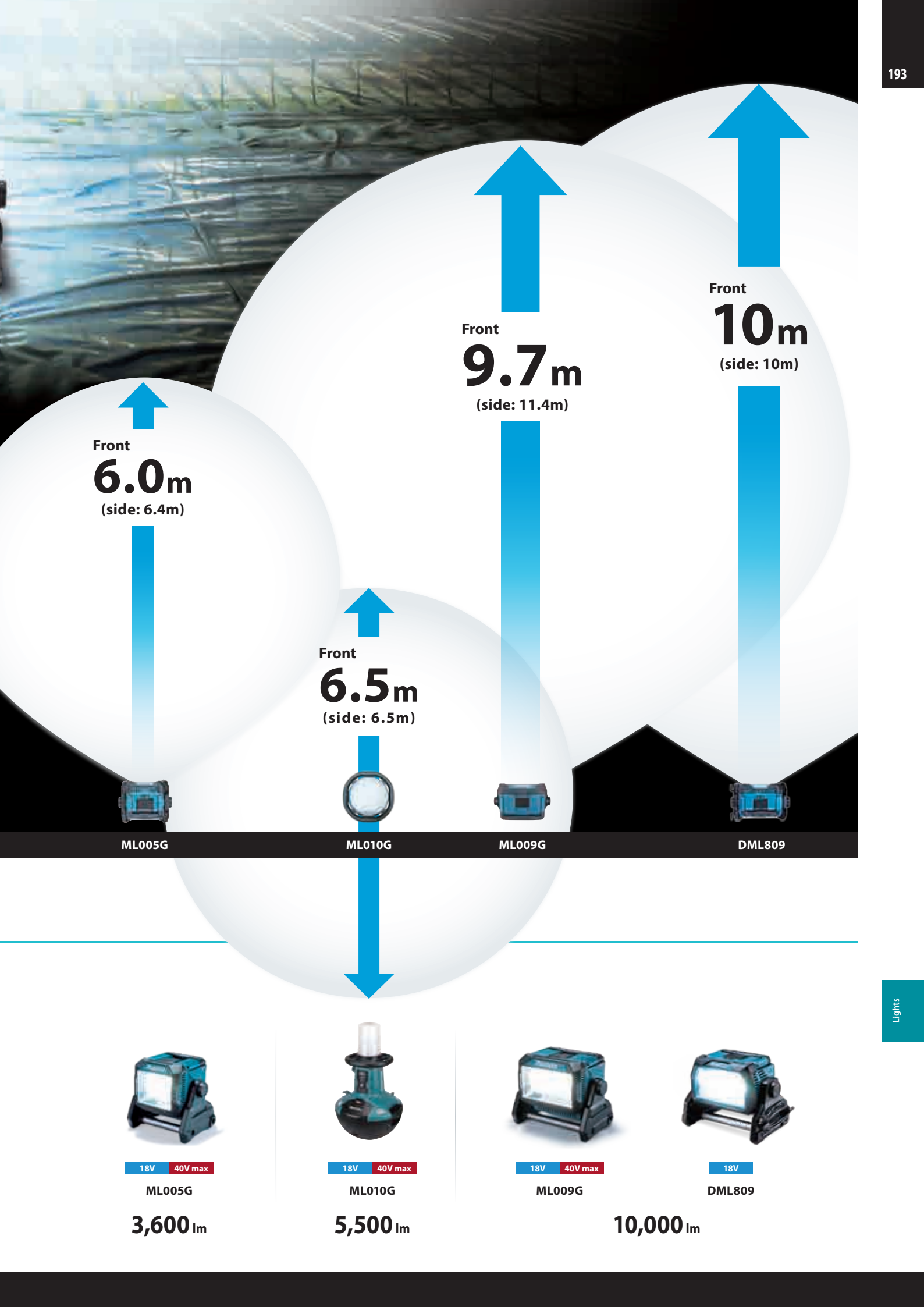
Spot mode



*measured in accordance with ANSI

Luminous flux





Front
6.0m
(side: 6.4m)



ML005G

Front
9.7m
(side: 11.4m)



ML009G

Front
10m
(side: 10m)



DML809

Front
6.5m
(side: 6.5m)



ML010G



18V 40V max

ML005G

3,600 lm



18V 40V max

ML010G

5,500 lm



18V 40V max

ML009G









10,000 lm








18V

DML809





Product Comparison List

	Cordless Worklight		Cordless Area Worklight	
	DML814  18V 	DML813  18V 	ML010G  40V max new 18V 	DML810  18V 
Run time (hrs)	w/ BL1850B Low / Mid / High: 10 / 5.5 / 3	w/ BL1850B Low / Mid / High: 10 / 5.5 / 3	w/ BL4040 x2 Low/Mid/High: 18 / 9.5 / 5.5	w/ BL1850B Low / Mid / High: 15 / 7 / 3.5
Illuminance (High / Mid / Low)	at 1 m from the light source: 1,250 / 750 / 400 lx	at 1 m from the light source: 1,250 / 750 / 400 lx		at 1 m from the light source: 550 / 300 / 150 lx
Luminous flux	High / Mid / Low: 3,000 / 1,700 / 900 lm	High / Mid / Low: 3,000 / 1,700 / 900 lm	High / Mid / Low: 5,500 / 3,000 / 1,500 lm	High / Mid / Low: 5,500 / 3,000 / 1,500 lm
Dimensions (L x W x H)	Operating position (Max height): 573 x 658 x 1,250 - 2,240 mm (22-1/2 x 26 x 49-1/4 - 88")	Operating position (Max height): 573 x 658 x 1,250 - 2,240 mm (22-1/2 x 26 x 49-1/4 - 88")	490 x 490 x 814 mm (19-1/4 x 19-1/4 x 32")	420 x 420 x 787 mm (16-1/2 x 16-1/2 x 31")
Net weight	7.4 - 8.1 kg (16.3 - 17.9 lbs.)	7.2 - 7.9 kg (15.9 - 17.4 lbs.)	14.4 - 19.2 kg (31.7 - 42.3 lbs.)	13.9 - 15.3 kg (30.6 - 33.7 lbs.)





	Cordless Worklight			
	ML009G  40V max new 18V	ML005G  40V max new 18V	ML003G  40V max 18V	DML809  18V 
Run time (hrs)	w/ BL4040 x2 Low/Mid/High: 14 / 6.5 / 2.4	w/ BL4040 Low/Mid/High: 15 / 7.5 / 3.5	w/ BL4040 Low / High: 22 / 10	w/ BL1850B Low / Mid / High: 7.5 / 3.5 / 1.4
Illuminance (High / Mid / Low)	at 1 m from the light source: 4,300 / 1,900 / 1,000 lx	at 1 m from the light source: 2,100 / 1,000 / 500 lx	at 1 m from the light source: 500 / 200 lx	at 1 m from the light source: 3,800 / 1,500 / 800 lx
Luminous flux	High / Mid / Low: 10,000 / 4,000 / 2,000 lm	High / Mid / Low: 3,600 / 1,800 / 900 lm	High / Low: 1,100 / 450 lm	High / Mid / Low: 10,000 / 4,000 / 2,000 lm
Dimensions (L x W x H)	w/ Handle in upright position: 248 x 386 x 430 mm (9-3/4 x 15-1/4 x 17")	w/ Handle in upright position: 248 x 309 x 423 mm (9-3/4 x 12-1/8 x 16-5/8")	w/ Handle in upright position: 249 x 298 x 386 mm (9-3/4 x 11-3/4 x 15-1/4")	w/ Handle in upright position: 249 x 370 x 370 mm (9-3/4 x 14-1/2 x 14-1/2")
Net weight	6.4 - 9.9 kg (14.1 - 21.8 lbs.)	4.9 - 6.5 kg (10.8 - 14.3 lbs.)	3.7 - 4.7 kg (8.2 - 10.4 lbs.)	5.7 - 7.0 kg (12.6 - 15.4 lbs.)

	Cordless Worklight	Corded and Cordless LED Worklight	Cordless Flashlight	
	DML811  18V 	DML805  18V 	ML007G  40V max	DML812  18V
Run time (hrs)	w/ BL1850B Low / Mid / High: 11 / 5.5 / 2.7	w/ BL1850B Low / High: 17 / 8.5	w/ BL4040 Spot mode/ Spot-Flood mode/ Flood mode/ Strobe mode: 10 / 7.5 / 10 / 10	w/ BL1850B Spot / Flood / Spot-Flood / Strobe: 8.5 / 6.5 / 5.0 / 7.0
Illuminance (High / Mid / Low)	at 1 m from the light source: 1,800 / 800 / 350 lx	at 1 m from the light source: 300 / 200 lx	Spot / Flood / Spot-Flood: 82,000 / 520 / 60,000 lx	Spot / Flood / Spot-Flood: 71,000 / 520 / 51,000 lx
Luminous flux	High / Mid / Low: 3,000 / 1,500 / 750 lm	High / Low: 750 / 450 lm	Spot / Flood / Spot-Flood: 600 / 1,000 / 1,250 lm	Spot / Flood / Spot-Flood: 600 / 1,000 / 1,250 lm
Dimensions (L x W x H)	w/ Handle in upright position: 249 x 302 x 361 mm (9-3/4 x 11-7/8 x 14-1/4")	214 x 261 x 328 mm (8-3/8 x 10-1/4 x 12-7/8")	w/ BL4040: 330 x 120 x 133 mm (13 x 4-3/4 x 5-1/4")	w/ BL1830B / BL1840B / BL1850B / BL1860B: 313 x 119 x 115 mm (12-3/8 x 4-11/16 x 4-1/2")
Net weight	4.1 - 4.8 kg (9.0 - 10.5 lbs.)	2.3 - 2.7 kg (5.1 - 5.9 lbs.)	1.6 - 2.9 kg (3.5 - 6.4 lbs.)	1.2 - 1.6 kg (2.6 - 3.4 lbs.)





Product Comparison List





	LED Flashlight			Rechargeable Flashlight
	ML001G 40V max 	DML802 18V 	DML815 18V 	DML185 18V 
Run time (hrs)	w/ BL4040: 55	w/ BL1860B: 27	w/ BL1860B: 54	w/ BL1850B: 7
Illuminance (High / Mid / Low)	at 1m from the light source: 3,000 lx	at 1m from the light source: 4,000 lx	at 1m from the light source: 3,000 lx	at 1m from the light source: 170 - 4,500 lx
Luminous flux	160 lm	180 lm	160 lm	150 lm
Dimensions (L x W x H)	w/ BL4040: 287 x 88 x 136 mm (11-1/4 x 3-1/2 x 5-3/8")	w/ BL1830B / BL1840B / BL1850B / BL1860B: 272 x 79 x 116 mm (10-3/4 x 3-1/8 x 4-9/16")	w/ BL1830B / BL1840B / BL1850B / BL1860B: 272 x 79 x 116 mm (10-3/4 x 3-1/8 x 4-9/16")	w/o Battery: 284x84x96 (11-1/8x3-5/16x3-3/4)
Net weight	0.28 - 1.3 kg (0.62 - 2.9 lbs.)	0.64 - 1 kg (1.4 - 2.2 lbs.)	0.26 - 0.93 kg (0.57 - 2.05 lbs.)	0.71 - 1.03 kg (1.6 - 2.3 lbs.)

	Cordless Flashlight	Cordless LED Worklight	Rechargeable Flashlight	
	DML808 18V 	ML106 12V max 	ML105 12V max 	ML187 18V 14.4V 
Run time (hrs)	w/ BL1860B: 32	w/ BL1041B: 12	w/ BL1041B: 14	w/ BL1811G: 15
Illuminance (High / Mid / Low)	at 1m from the light source: 170 - 4,500 lx	at 1m from the light source: 170 - 4,500 lx	at 1m from the light source: 5,500 lx	-
Luminous flux	190 lm	190 lm	190 lm	-
Dimensions (L x W x H)	w/ BL1830B / BL1840B / BL1850B / BL1860B: 297 x 79 x 119 mm (11-3/4 x 3-1/8 x 4-11/16")	w/ BL1041B: 290 x 66 x 93 mm (11-3/8 x 2-5/8 x 3-5/8")	w/ BL1041B: 268 x 66 x 93 mm (10-1/2 x 2-5/8 x 3-5/8")	313 x 84 x 118 mm (12-3/8 x 3-5/16 x 4-5/8")
Net weight	0.73 - 1.09 kg (1.6 - 2.4 lbs.)	0.61 - 0.78 kg (1.3 - 1.7 lbs.)	0.53 - 0.7 kg (1.2 - 1.5 lbs.)	0.66 - 0.73 kg (1.5 - 1.6 lbs.)

	Cordless Worklight	Cordless LED Worklight	Cordless LED Worklight	Cordless LED Worklight
	ML002G 40V max USB 	DML807 18V USB 	DML806 18V 	ML104 12V max USB 
Run time (hrs)	w/ BL4040 Main(Full) / Sub (on top): 16 / 51	w/ BL1850B Main(Full) / Sub (on top): 23 / 36	w/ BL1850B Main(Full) / Sub (on top): 21 / 59	w/ BL1041B Main(Full) / Sub (on top): 17 / 19
Illuminance (High / Mid / Low)	Main(Full / Half): 340 / 310 lx / Sub(on top side): 1,900 lx	Main(Full / Half): 340 / 310 lx / Sub(on top side): 1,900 lx	Main(Full / Half): 310 / 280 lx / Sub (on top): 2,100 lx	Main(Full): 340 lx / Sub(on top side): 1,900 lx
Luminous flux	Main(Full / Half): 710 / 340 lm / Sub(on top side): 130 lm	Main(Full / Half): 710 / 340 lm / Sub(on top side): 130 lm	Main(Full / Half): 620 / 310 lm / Sub (on top): 90 lm	Main(Full): 340 lm / Sub(on top side): 130 lm
Dimensions (L x W x H)	w/ BL4040, w/ Hook retracted: 376 x 86 x 141 mm (14-3/4 x 3-3/8 x 5-9/16")	414 x 79 x 155 mm (16-1/4 x 3-1/8 x 6-1/8")	365 x 78 x 119 mm (14-3/8 x 3-1/16 x 4-11/16")	414 x 66 x 132 mm (16-1/4 x 2-5/8 x 5-3/16")
Net weight	1.2 - 1.5 kg (2.6 - 3.3 lbs.)	0.72 - 1.1 kg (1.6 - 2.4 lbs.)	0.69 - 1.1 kg (1.5 - 2.4 lbs.)	0.61 - 0.78 kg (1.4 - 1.7 lbs.)

Product Comparison List

	Cordless Flashlight			Rechargeable Flashlight
	ML006G 40V max 	DML816 18V 	DML801 18V 	DML800 18V 
Run time (hrs)	w/ BL4040 Low / Mid / High: 82/ 40 / 20	w/ BL1860B Low / Mid / High: 75/ 34 / 17	w/ BL1860B Full /Half: 20 / 48	w/ BL1830B: 20
Illuminance (High / Mid / Low)	at 0.5m from the light source High / Mid / Low: 800 / 400 / 180 lx	at 0.5m from the light source High / Mid / Low: 800 / 400 / 180 lx	at 0.5m from the light source Full / Half: 400 / 200 lx	at 0.5m from the light source: 2,000 lx
Luminous flux	High / Mid / Low: 500 / 250 / 100 lm	High / Mid / Low: 500 / 250 / 100 lm	Full / Half: 240 / 120 lm	100 lm
Dimensions (L x W x H)	w/ BL4025: 402 x 85 x 134 mm (15-3/4 x 3-3/8 x 5-1/4")	w/ BL1830B / BL1840B / BL1850B / BL1860B: 267 - 400 x 79 x 127 mm (10-1/2 - 15-3/4 x 3-1/8 x 5")	380 x 79 x 116 mm (15 x 9-11/16 x 4-9/16")	151 x 76 x 88 mm (5-15/16 x 3 x 3-1/2")
Net weight	1.1 - 1.7 kg (2.4 - 3.8 lbs.)	0.70 - 1.1 kg (1.5 - 2.4 lbs.)	0.61 - 0.98 kg (1.4 - 2.2 lbs.)	0.53 - 0.91 kg (1.2 - 2 lbs.)






	LED Flashlight	Cordless Worklight		
	DML803 18V 	ML011G 40V max new USB 	DML817 18V new USB 	ML107 12V max new USB 
Run time (hrs)	w/ BL1830B Low / High: 24 / 16	w/ BL4040 Full /Half: 37 / 64	w/ BL1860B Full /Half: 29 / 53	w/ BL1041B Full /Half: 16 / 30
Illuminance (High / Mid / Low)	at 0.5m from the light source High / Low: 270 / 180 lx	-	-	-
Luminous flux	High / Low: 170 / 120 lm	High / Low: 300 / 150 lm	High / Low: 300 / 150 lm	High / Low: 200 / 100 lm
Dimensions (L x W x H)	133 x 81 x 72 mm (5-1/4 x 3-3/16 x 2-13/16")	w/o Battery: 107 x 77 x 50 mm (4-1/4 x 3 x 2")	w/o Battery: 107 x 77 x 50 mm (4-1/4 x 3 x 2")	w/o Battery: 92 x 54 x 47 mm (3-5/8 x 2-1/8 x 1-7/8")
Net weight	0.56 - 0.92 kg (1.2 - 2.1 lbs.)	0.19 kg (0.42 lbs.)	0.21 kg (0.46 lbs.)	0.29 kg (0.13 lbs.)

	Rechargeable LED Lantern
	ML102 10.8V 7.2V 
Run time (hrs)	w/ BL1013: 8
Illuminance (High / Mid / Low)	-
Luminous flux	-
Dimensions (L x W x H)	65 x 65 x 180 mm (2-9/16 x 2-9/16 x 7-1/8")
Net weight	0.32 - 0.38 kg (0.7 - 0.9 lbs.)




PRODUCTS





Comfort/Lifestyle







-  Variable Speed
-  Electronic 2-Speed
-  Electronic 3-Speed
-  Electronic 4-Speed
-  Constant Speed
-  Built-in Job Light
-  Carrying Case

Product Comparison List





	Job Site Radio			
	MR007G  40V max 18V 12V max Bluetooth dab+ DC AC	MR006G  40V max 18V 12V max Bluetooth DC AC	MR004G  40V max 18V 12V max Bluetooth dab+ DC AC	MR003G  40V max 18V 12V max dab+ DC AC
Run time (hrs)	w/ BL1041B: 14 / w/ BL1850(B): 17 / w/ BL4040: 19	w/ BL1041B: 16 / w/ BL1850(B): 17 / w/ BL4040: 19	w/ BL4040: 30 / w/ BL1850B: 26 / w/ BL1041B: 21	w/ BL4040: 34 / w/ BL1850B: 2 / w/ BL1041B: 23.5
Frequency band	FM / DAB / DAB+: 87.5 - 108 MHz / 174.928 - 239.200 MHz / 174.928 - 239.200 MHz	FM / AM: 87.5 - 108 MHz / 522 - 1,710 kHz	FM / DAB / DAB+: 87.5 - 108 MHz / 174.928 - 239.200 MHz / 174.928 - 239.200 MHz	FM / DAB / DAB+: 87.5 - 108 MHz / 174.928 - 239.200 MHz / 174.928 - 239.200 MHz
Speaker Size	Sides: Dia. 63.5 mm x2 / Bottom: Dia. 101.6 mm	Sides: Dia. 63.5 mm x2 / Bottom: Dia. 101.6 mm	Dia. 89 mm x2	Dia. 89 mm x2
Dimensions (L x W x H)*	285 x 172 x 441 mm (11-1/4 x 6-3/4 x 17-3/8")	285 x 172 x 441 mm (11-1/4 x 6-3/4 x 17-3/8")	280 x 171 x 434 mm (11 x 6-3/4 x 17-1/8")	280 x 171 x 434 mm (11 x 6-3/4 x 17-1/8")
weight	5.5 - 6.3 kg (12.1 - 13.9 lbs.)	5.6 - 6.4 kg (12.3 - 14.1 lbs.)	4.6 - 5.4 kg (10.1 - 11.9 lbs.)	4.6 - 5.4 kg (10.1 - 11.9 lbs.)






	Job Site Radio		Job Site Charger Radio	
	MR002G  40V max 18V 12V max Bluetooth DC AC	MR001G  40V max 18V 12V max DC AC	DMR301  18V 12V max Bluetooth dab+ DC AC	DMR300  18V 12V max Bluetooth
Run time (hrs)	w/ BL4040: 27.5 / w/ BL1850B: 23 / w/ BL1041B: 18.5	w/ BL4040: 30 / w/ BL1850B: 25.5 / w/ BL1041B: 19.5	w/ BL1850B: 20.5 / w/ BL1041B: 16.4	w/ BL1850B: 20.5 / w/ BL1041B: 16.4
Frequency band	FM / AM: 87.5 - 108 MHz / 522 - 1,710 kHz	FM / AM: 87.5 - 108 MHz / 522 - 1,710 kHz	FM / DAB / DAB+: 87.5 - 108 MHz / 174.928 - 239.200 MHz / 174.928 - 239.200 MHz	FM / AM: 87.5 - 108 MHz / 522 - 1,710 kHz
Speaker Size	Dia. 89 mm x2	Dia. 89 mm x2	Dia. 89 mm x2	Dia. 89 mm x2
Dimensions (L x W x H)*	280 x 171 x 434 mm (11 x 6-3/4 x 17-1/8")	280 x 171 x 434 mm (11 x 6-3/4 x 17-1/8")	268 x 185 x 427 mm (10-1/2 x 7-1/4 x 16-3/4")	268 x 185 x 427 mm (10-1/2 x 7-1/4 x 16-3/4")
weight	4.5 - 5.3 kg (9.9 - 11.7 lbs.)	4.5 - 5.3 kg (9.9 - 11.7 lbs.)	6.1 - 6.6 kg (13.5 - 14.6 lbs.)	6.1 - 6.6 kg (13.5 - 14.6 lbs.)

	Job Site Radio			
	DMR115  18V 12V max Bluetooth dab+ DC AC	DMR114  18V 12V max Bluetooth DC AC	DMR112  18V 12V max 10.8V 7.2V Bluetooth dab+ DC AC	DMR110N  18V 12V max 10.8V dab+ DC AC
Run time (hrs)	w/ BL1850B: 16 / w/ BL1041B: 14	w/ BL1850B: 17 / w/ BL1041B: 16	w/ BL1850B: 26 / w/ BL1041B: 21 / w/ BL1013: 7 / w/ BL0715: 7.5	w/ BL1013: 7.0 / w/ BL1041B: 21 / w/ BL1850B: 26
Frequency band	FM / DAB / DAB+: 87.5 - 108 MHz / 174.928 - 239.200 MHz / 174.928 - 239.200 MHz	FM / AM: 87.5 - 108 MHz / 22 - 1,710 kHz	FM / DAB / DAB+: 87.5 - 108 MHz / 174.928 - 239.200 MHz / 174.928 - 239.200 MHz	FM / DAB / DAB+: 87.5 - 108 MHz / 174.928 - 239.200 MHz / 174.928 - 239.200 MHz
Speaker Size	Sides: Dia. 63.5 mm x2 / Bottom: Dia. 101.6 mm	Sides: Dia. 63.5 mm x2 / Bottom: Dia. 101.6 mm	Dia. 89 mm x2	Dia. 76 mm x2
Dimensions (L x W x H)*	268 x 164 x 437 mm (10-1/2 x 6-1/2 x 17-1/4")	268 x 164 x 437 mm (10-1/2 x 6-1/2 x 17-1/4")	262 x 163 x 431 mm (10-3/8 x 6-3/8 x 17")	257 x 163 x 431 mm (10-1/8 x 6-3/8 x 17")
weight	5.0 - 5.5 kg (11.1 - 12.1 lbs.)	5.1 - 5.6 kg (11.3 - 12.3 lbs.)	4.3 - 4.9 kg (9.5 - 10.9 lbs.)	4.1 - 4.6 kg (9.0 - 10.1 lbs.)

*with Handle in upright position

Product Comparison List

	Job Site Radio			Rechargeable Battery Cordless Radio
	DMR108N  18V 12V max 10.8V Bluetooth DC AG	DMR116  18V 18V DC AG	MR052  12V max	MR051  10.8V
Run time (hrs)	w/ BL1013: 8.0 / w/ BL1041B: 24 / w/ BL1850B: 28	w/ BL1850(B): 31 / w/ BL1815G: 10	w/ BL1041B: 30	w/ BL1014: 2.5
Frequency band	FM / AM: 87.5 - 108 MHz / 522 - 1,710 kHz	FM / AM: 87.5 - 108 MHz / 522 - 1,710 kHz	FM / AM: 87.5 - 108 MHz / 522 - 1,710 kHz	FM / AM: 87.5 - 108 MHz / 522 - 1,620 kHz
Speaker Size	Dia. 89 mm x2	Dia. 76 mm x2	-	-
Dimensions (L x W x H)*	262 x 163 x 431 mm (10-3/8 x 6-3/8 x 17")	257 x 163 x 431 mm (10-1/8 x 6-3/8 x 17")	w/ BL1016/BL1021B: 169 x 73 x 74 mm (6-5/8 x 2-7/8 x 2-15/16")	169 x 83 x 74 mm (6-5/8 x 3-1/4 x 2-15/16")
weight	4.4 - 4.9 kg (9.7 - 10.8 lbs.)	4.4 - 4.7 kg (9.7 - 10.4 lbs.)	0.56 - 0.72 kg (1.2 - 1.6 lbs.)	0.49 kg (1.1 lbs.)





	Cordless Radio with Lantern				
	MR010G  new 40V max Bluetooth XPT	MR009G  new 40V max Bluetooth dab XPT	DMR057  new 18V Bluetooth XPT	DMR056  new 18V Bluetooth dab XPT	DMR055  new 18V XPT
Run time (hrs)	[Radio+Lantern(4 side)] BL4040: 15	[Radio+Lantern(4 side)] BL4040: 14	[Radio+Lantern(4 side)] BL1850B: 12	[Radio+Lantern(4 side)] BL1850B: 12	[Radio+Lantern(4 side)] BL1850B: 12
Frequency band	FM: 87.5-108 MHz	FM: 87.5-108 MHz / DAB: 174.928-239.200 MHz / DAB+: 174.928-239.200 MHz	FM: 87.5-108 MHz	FM: 87.5-108 MHz / DAB: 174.928-239.200 MHz / DAB+: 174.928-239.200 MHz	FM: 87.5-108 MHz / AM: 522-1,710 kHz
Illuminance (lx)	4 sides High/Low*1 3 sides High/Low*1	Daylight white: 145/72 or more, Neutral white: 140/70 or more, Warm white: 130/65 or more Daylight white: 130/60 or more, Neutral white: 125/58 or more, Warm white: 115/55 or more			Lantern, Warm white, 4 sides: 130 or more lx
Luminous flux (lm)	4 sides High/Low 3 sides High/Low	Daylight white: 310/155 or more, Neutral white: 300/150 or more, Warm white: 260/130 or more Daylight white: 200/100 or more, Neutral white: 200/100 or more, Warm white: 190/95 or more			Lantern, Warm white, 4 sides: 260 or more lm
Dimensions (L x W x H)	w/ BL4020 / BL4025: 126 x 132 x 288 mm (5 x 5-3/16 x 11-3/8")		w/ BL1830B / BL1840B / BL1850B / BL1860B: 126 x 129 x 289 mm (5 x 5-1/8 x 11-3/8")		
Net weight	1.6 - 2.2 kg (3.5 - 4.9 lbs.)		1.3 - 1.6 kg (2.9 - 3.5 lbs.)		1.2 - 1.6 kg (2.7 - 3.5 lbs.)


*1 Illuminance: measured 0.5m in front of the light source

	Cordless Job Site Speaker			
	DMR203  18V 12V max Bluetooth DC AG	DMR202 USB  18V 12V max Bluetooth DC AG LCD panel	DMR201 USB  18V 12V max Bluetooth DC AG LED display	DMR200  18V 12V max Bluetooth DC AG
Run time (approx)	[Bluetooth] w/ BL1850B: 26 h / w/ BL1041B: 22	[Bluetooth] w/ BL1850B: 26 h / w/ BL1041B: 24	[Bluetooth] w/ BL1850B: 26 h / w/ BL1041B: 20	[Bluetooth] w/ BL1850B: 31 h / w/ BL1041B: 28
Speaker Size	Woofer: Dia. 101.6 mm / Tweeter: Dia. 36 mm / Passive radiator: Dia. 89 mm	Woofer: Dia. 101.6 mm / Tweeter: Dia. 36 mm	Woofer: Dia. 101.6 mm / Tweeter: Dia. 36 mm	Woofer: Dia. 101.6 mm / Tweeter: Dia. 36 mm / Passive radiator: Dia. 89 mm
Dimensions (L x W x H)*	217 x 206 x 285 mm (8-1/2 x 8-1/8 x 11-1/4")	211 x 206 x 286 mm (8-5/16 x 8-1/8 x 11-1/4")	211 x 203 x 286 mm (8-5/16 x 8 x 11-1/4")	211 x 203 x 286 mm (8-5/16 x 8 x 11-1/4")
weight	2.7 - 3.4 kg (6.0 - 7.5 lbs.)	2.7 - 3.3 kg (5.9 - 7.3 lbs.)	2.7 - 3.3 kg (5.9 - 7.3 lbs.)	2.9 - 3.4 kg (6.4 - 7.4 lbs.)

*with Handle in upright position

Product Comparison List

	Cordless Fan			
	CF003G 40V max 18V 	CF002G 40V max 	DCF301 18V 	CF001G 40V max 
Continuous Use (min.)	w/ BL4040-BL4080F(w/o automatic swing): 70-220 w/ BL1860B: 90	w/ BL4040 Low / Mid / High (w/o oscillation): 1,020 / 640 / 320	w/ BL1860B Low / Mid / High (w/o oscillation): 850 / 430 / 215	w/ BL4040 Low / Mid / High (w/o oscillation): 1,160 / 880 / 660
Max air velocity	300-105 m/min	High / Mid / Low: 240 / 170 / 120 m/min	High / Mid / Low: 240 / 170 / 120 m/min	High / Mid / Low: 190 / 150 / 120 m/min
Air flow	120-42 m ³ /min	High / Mid / Low: 21 / 15 / 10 m ³ /min	High / Mid / Low: 21 / 15 / 10 m ³ /min	High / Mid / Low: 8.2 / 6.5 / 5.2 m ³ /min
Fan diameter	450 mm (17-3/4")	330 mm (13")	330 mm (13")	235 mm (9-1/4")
Automatic oscillation	Left: 60, 90, 120° / Right: 60, 90, 120°	Left: 45° / Right: 45°	Left: 45° / Right: 45°	Left: 45° / Right: 45°
Dimensions (L x W x H)	w/o Battery: 310 x 631 x 780 mm (12-1/4 x 24-3/4 x 30-3/4")	w/ BL4040: 277 x 439 x 602 mm (10-7/8 x 17-1/4 x 23-3/4")	w/ BL1860B: 269 x 439 x 602 mm (10-1/4 x 17-1/4 x 23-3/4")	143 x 333 x 463 mm (5-5/8 x 13 x 18-1/4")
weight	8.5 - 10.4kg (18.7 - 22.9lbs.)	4.5 - 5.1 kg (9.9 - 11.2 lbs.)	4.1 - 4.5 kg (9.0 - 9.9 lbs.)	2.0 - 3.0 kg (4.4 - 6.6 lbs.)

	Cordless Fan			
	DCF203 18V 	DCF102 18V 	CF101D 12V max 	DCF201 18V 
Continuous Use (min.)	w/ BL1860B Low / Mid / High (w/o oscillation): 1,155 / 700 / 430	w/ BL1860B Low / Mid / High: 1,270 / 705 / 575	w/ BL1041 Low / Mid / High: 630 / 380 / 275	w/ BL1830B Low / High: 180 / 100
Max air velocity	High / Mid / Low: 190 / 150 / 120 m/min	High / Mid / Low: 180 / 150 / 120 m/min	High / Mid / Low: 180 / 150 / 120 m/min	High: 120 m/min
Air flow	High / Mid / Low: 8.2 / 6.5 / 5.2 m ³ /min	High / Mid / Low: 4.6 / 3.8 / 3.0 m ³ /min	High / Mid / Low: 4.6 / 3.8 / 3.0 m ³ /min	-
Fan diameter	235 mm (9-1/4")	180 mm (7-1/8")	180 mm (7-1/8")	250 mm (9-7/8")
Automatic oscillation	Left: 45° / Right: 45°	Left: 45° / Right: 45°	Left: 45° / Right: 45°	-
Dimensions (L x W x H)	140 x 333 x 447 mm (5-1/2 x 13 x 17-5/8")	185 x 272 x 284 mm (7-1/4 x 10-3/10 x 11-1/8")	185 x 260 x 284 mm (7-1/4 x 10-1/4 x 11-1/8")	263 x 330 x 523 mm (10-3/8 x 13 x 20-5/8")
weight	1.9 - 2.6 kg (4.2 - 5.6 lbs.)	1.3 - 2.0 kg (2.9 - 4.4 lbs.)	1.3 - 1.7 kg (2.8 - 3.8 lbs.)	2.5 - 2.9 kg (5.5 - 6.3 lbs.)

	Cordless Fan
	CF100D 12V max 
Continuous Use (min.)	w/ BL1041 Low / Mid / High: 630 / 380 / 275
Max air velocity	High / Mid / Low: 180 / 150 / 120 m/min
Air flow	High / Mid / Low: 4.6 / 3.8 / 3.0 m ³ /min
Fan diameter	180 mm (7-1/8")
Automatic oscillation	-
Dimensions (L x W x H)	w/ BL1041B: 168 x 260 x 252 mm (6-5/8 x 10-1/4 x 9-7/8")
weight	1.2 - 1.4 kg (2.7 - 3.1 lbs.)




Cordless Fan Jacket / Cordless Fan Vest / Cordless Heated Jacket / Cordless Heated Vest / Battery Heated Base Layer Shirt

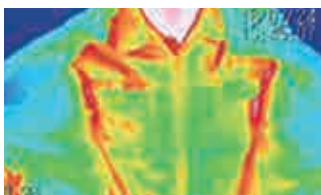
Cordless Heated Jacket / Cordless Heated Vest

Heating effects

When wearing in a minus 5 degree C environment (in High mode)



when switch is off



about 15 minutes after switch-on

3 Heat settings

Continuous runtime on a single full battery charge



Low	Medium	High
29h	11h	7h

with BL1850B (18V-5.0Ah Battery)

5 Heat zones

- DCJ205 / CJ105D
- DCJ206 / CJ106D



4 Heat zones

- DCV202 / CV102D



4 Heat zones

- DCX200 / DCX201



Wind and Water Resistance

prevents penetration of water such as light rain.



Washable and dryable

Detach the battery holder from the jacket or vest before washing.



Cordless Heated Jacket

Jacket type

DCJ205
18V

CJ105D
12V max



High-visibility type

DCJ206
18V

CJ106D
12V max



Cordless Heated Vest

Vest type

DCV202
18V

CV102D
12V max



Battery Heated Base Layer Shirt

DCX200
18V
12V max

Pullover style
(round neck)



DCX201
18V
12V max

Half-zip style
(stand-up collar)



Features



Battery pocket
■ DCJ205 / CJ105D
■ DCJ206 / CJ106D
■ DCV202 / CV102D



Two-way zip fastener
■ DCJ205 / CJ105D
■ DCJ206 / CJ106D
■ DCV202 / CV102D



Pen pocket
■ DCJ205 / CJ105D



Fleece lining
■ DCJ205 / CJ105D
■ DCJ206 / CJ106D
■ DCV202 / CV102D



Detachable hood
■ DCJ206 / CJ106D



Name tag holder
■ DCJ206 / CJ106D




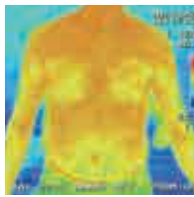
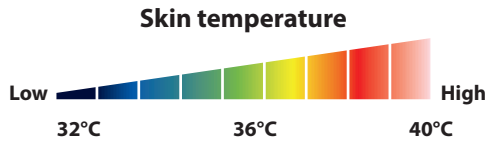
Retroreflective material
■ DCJ206 / CJ106D

Cordless Fan Jacket / Cordless Fan Vest

Comparison of body temperature rise during work

Skin temperature after a 10-minute work under temperature of 35°C and humidity of 60%

Never use the fan jacket where temperature reaches more than 50°C (122°F). Otherwise it may cause burns on your skin. Also avoid using in high humidity.

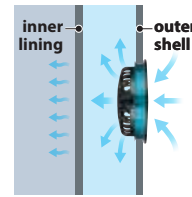


Makita's original "Air circulation inner"

- DFV215A
- DFV214A
- DFV210A
- DFJ212A
- DFJ214A
- DFJ213A
- DFJ312A
- DFJ416A



AIR CIRCULATION



The fan unit enables fresh air to continuously enter through the outer shell and to circulate between the outer shell and inner lining throughout the jacket, keeping you cool and comfortable.

High performance fabrics to suit the demands of job sites



Highly water-repellent and breathable fabric

- DFV214A
- DFV210A
- DFJ212A

Water scarcely permeates even under water pressure of 1,000mm.



Lightweight, windproof and highly stretchable fabric

- DFJ213A

Effectively reduce tight and stuffy feelings.



Antistatic and highly water-repellent fabric

- DFJ214A

- Also having a soft touch for added comfort
- Highly breathable to reduce stuffy feeling

Cordless Fan Vest

Cordless Fan Jacket

Polyester cotton blend
(65% polyester / 35% cotton)

Polyester
Moisture-permeable, water-repellent fabric

Polyester
Moisture-permeable, water-repellent fabric

Polyester
Moisture-permeable, water-repellent fabric

Polyester
Stretchable fabric

DFV215A

DFV214A

DFV210A

DFJ212A

DFJ213A

18V
12V max

18V
12V max

18V
12V max

18V
12V max

18V
12V max



Features




Clothing under the vest is seen, allowing user to wear over worker's uniform.




Antibacterial and deodorant lining

- DFV215A
- DFJ213A
- DFV214A
- DFJ312A
- DFV210A
- DFJ416A
- DFJ212A



Belt loops

- DFV214A



Insert supporting slider

- DFV210A
- DFJ212A



Drawcord on hem for adjustable fit

- DFV210A
- DFV215A




Velcro tabs for cuff adjustment

- DFJ212A
- DFJ214A



Arm pocket

- DFJ212A
- DFJ214A



Storable hood

- DFJ212A



Pen pocket

- DFJ213A
- DFJ312A
- DFJ216A
- DFJ416A



Zip fastener with quick release function

- DFJ213A
- DFJ214A



Battery



new BL1055B 16.75Ah

Press-button switch for power on/off and output power mode selection

Display of output power mode

Battery fuel gauge

Net weight **0.37kg**

Also can be used as a mobile battery (USB Type C)

- BL1055B also can be used as a mobile battery for charging mobile devices such as smartphones via 5V/1.5A type C USB port.
- BL1055B can output power via the USB port simultaneously while supplying power to fan-cooling or heated items via DC output jack.
- by using an input/output USB port



Fan units



Thin, flat Fan units do not disturb your operation.



Removable fan cover allows for easy cleaning of fan blades.

Increased air flow, compact design and low noise level



Polyester

Water-repellent, antistatic fabric



Cotton



Polyester



Polyester + Titaniumprocessing



Snap button and rubber shirring for hem adjustment
DFJ213A



Antistatic DFJ214A



Retroreflective material DFJ214A



Mesh pocket for ice pack DFJ216A



Detachable sleeves DFJ312A



Fastener pocket DFJ312A



Battery storing pocket

DFV215A DFJ214A DFJ416A
DFV210A DFJ216A
DFJ212A DFJ312A
DFJ213A DFJ416A



Zip detachable sleeve DFJ416A

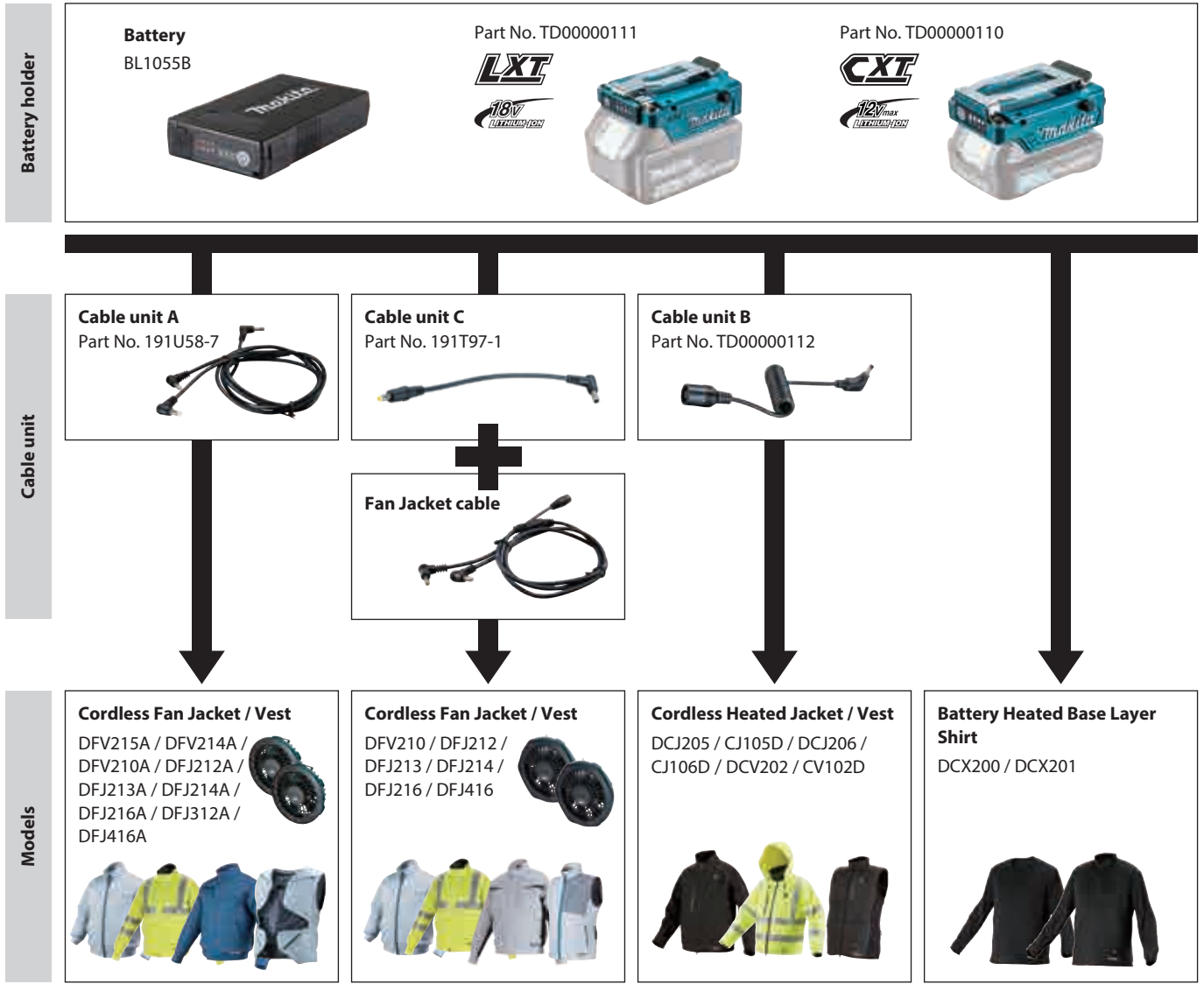


Shoulder pads DFJ416A








Loops for attaching safety pin DFJ416A

Compatibility table








Continuous run time (Cordless Fan Jacket / Vest)

Li-ion Battery	model 1	model 2	model 3	model 4	Li-ion Battery	model 1	model 2	model 3	model 4	Li-ion Battery	model 1	model 2	model 3	model 4
18V   BL1860B (6.0Ah)	68 h	29.5 h	16 h	10 h	12Vmax   BL1041B (4.0Ah)	27.5 h	12 h	6.5 h	4 h	 BL1055B (16.75Ah)	40 h	18 h	9.5 h	6 h

*DFV215A / DFV214A / DFV210A / DFJ212A / DFJ213A / DFJ214A / DFJ216A / DFJ312A / DFJ416A only

Charging Time

Li-ion Battery		DC18RC DC18RD* DC18RE**	DC18SF 1 to 2 batteries / 3 to 4 batteries	DC18SD DC18SH* DC18SE (Automotive)	Li-ion Battery		DC10SB DC18RE**	DC10WD
18V  	BL1860B (6.0Ah)	55 min	130 min / 260 min	130 min	12Vmax  	BL1041B (4.0Ah)	60 min	130 min
	BL1850B (5.0Ah)	45 min	110 min / 220 min	110 min		BL1021B (2.0Ah)	30 min	70 min
	BL1840B (4.0Ah)	36 min	90 min / 180 min	90 min		BL1016 (1.5Ah)	22 min	50 min
	BL1830B (3.0Ah)	22 min	60 min / 120 min	60 min	Li-ion Battery		AC adapter 5V / 2.4A	
	BL1820B (2.0Ah)	24 min	45 min / 90 min	45 min		BL1055B (16.75Ah)	10 h	
BL1815N (1.5Ah)	15 min	30 min / 60 min	30 min					

*DC18RD / DC18SH: Two Port Multi Fast Charger **DC18RE: CXT & LXT Dual port Fast Charger

Jacket Size

Vest

photo: DFV210A



Jacket

photo: DFJ216A



DFV215A	S	M	L	XL	2XL	3XL
Length	63/67	65/69	67/71	69/72	71/73	73/74
Shoulder	39/43	41/45	43/47	45/49	47/51	49/53
Chest	106/113	111/118	116/123	121/128	126/133	131/138
Waist	100/107	105/112	110/117	115/122	120/127	125/132

DFV214A	FA (S~L)			FB (XL~3XL)		
Length	49/53			55/57		
Shoulder	39/41			42/44		
Chest	103~122/110~129			112~131/119~138		
Waist	98~117/105~124			107~126/114~133		

DFV210A	S	M	L	XL	2XL	3XL
Length	63/67	65/69	67/71	69/72	71/73	73/74
Shoulder	39/43	41/45	43/47	45/49	47/51	49/53
Chest	106/113	111/118	116/123	121/128	126/133	131/138
Waist	100/107	105/112	110/117	115/122	120/127	125/132

DFJ212A	S	M	L	XL	2XL	3XL
Length	62/66	64/68	66/70	68/71	70/72	72/73
Shoulder	40/44	42/46	44/48	46/50	48/52	50/54
Sleeve	79/87	82/90	85/93	88/95	91/97	92/99
Chest	108/117	113/122	118/127	123/132	128/137	133/142
Waist	102/111	107/116	112/121	117/126	122/131	127/136

DFJ213A	S	M	L	XL	2XL	3XL
Length	61/65	63/67	65/69	67/70	69/71	70/72
Shoulder	43/47	45/49	47/51	49/53	51/55	53/57
Sleeve	58/62	60/64	62/66	64/67	66/68	66/69
Chest	109/117	114/122	119/127	124/132	129/137	134/142
Waist	95~103/ 103~111	100~108/ 108~116	105~113/ 113~121	110~118/ 118~126	115~123/ 123~131	120~128/ 128~136

DFJ214A	S	M	L	XL	2XL	3XL
Length	64/68	66/70	68/72	70/73	72/74	73/75
Shoulder	43/47	45/49	47/51	49/53	51/55	53/57
Sleeve	58/62	60/64	62/66	64/67	66/68	66/69
Chest	109/117	114/122	119/127	124/132	129/137	134/142
Waist	95~103/ 103~111	100~108/ 108~116	105~113/ 113~121	110~118/ 118~126	115~123/ 123~131	120~128/ 128~136

DFJ216A	S	M	L	XL	2XL	3XL
Length	63/67	65/69	67/71	69/72	71/73	72/74
Shoulder	58/62	60/64	62/66	64/67	66/68	66/69
Sleeve	43/47	45/49	47/51	49/53	51/55	53/57
Chest	111/119	116/124	121/129	126/134	131/139	136/144
Waist	81~105/ 89~113	86~110/ 94~118	91~115/ 99~123	96~120/ 104~128	101~125/ 109~133	106~130/ 114~138

DFJ312A	S	M	L	XL	2XL	3XL
Length	62/68	64/70	66/72	68/74	70/76	72/78
Shoulder	50/56.5	52/59	54/61.5	56/64	58/66.5	60/69
Sleeve	52/58	54/60	56/62	58/64	60/66	62/68
Chest	114/126	118/131	122/136	126/141	130/146	134/151
Waist	74~105/ 87~113	78~109/ 92~113	82~113/ 97~113	86~117/ 102~113	90~121/ 109~138	94~125/ 112~143

DFJ416A	S	M	L	XL	2XL	3XL
Length	61/65	63/67	65/69	67/70	69/71	70/72
Shoulder	43/47	45/49	47/51	49/53	51/55	53/57
Sleeve	58/62	60/64	62/66	64/67	66/68	66/69
Chest	111/119	116/124	121/129	126/134	131/139	136/144
Waist	95~105/ 103~113	100~110/ 108~118	105~115/ 113~123	110~120/ 118~128	115~125/ 123~133	120~130/ 128~138

Asian Size/EU&US Size
(in cm)

Jacket Size

Jacket / Base Layer Shirt

photo: DCJ205



Vest

photo: DCV202



DCJ205/CJ105D	S	M	L	XL	2XL	3XL
DCJ206/CJ106D						
Length	68	69	71	75	78	82
Shoulder	50.5	52.5	54.5	55.5	56.5	57.5
Sleeve	63	64.5	66	67	68	69
Chest	108	118	128	138	146	156
Waist	102	112	122	132	140	150





DCX200 DCX201	EU&US Size						
	XS	S	M	L	XL	2XL	3XL
Length	63	65	68	71	74	77	79
Shoulder	44.5	46.5	48.5	51.5	54.5	57.5	60.5
Sleeve	59	60	61	62	63	64	65
Chest	50	53	56	59	63	67	71
Waist	49	52	55	58	62	66	70

DCV202 CV102D	S	M	L	XL	2XL	3XL
Length	72	73	74	75	76	77
Shoulder	47.5	49.5	51.5	53.5	55.5	57.5
Chest	114	120	126	132	138	144
Waist	116	122	128	134	140	146





DCX200 DCX201	Asian Size						
	XS	S	M	L	XL	2XL	3XL
Length	61	63	65	68	71	74	77
Shoulder	42.5	44.5	46.5	48.5	51.5	54.5	57.5
Sleeve	58	59	60	61	62	63	64
Chest	47	50	53	56	59	63	67
Waist	46	49	52	55	58	62	66

(in cm)


Product Comparison List


	Cordless Inflator			
	MP001G 40V max  XPT	DMP181 18V  XPT	DMP180 18V 	MP100D 12V max 
Max air pressure	1,110 kPa (161 PSI) [11.1 bar]	1,110 kPa (161 PSI) [11.1 bar]	830 kPa (121 PSI) [8.3 bar]	830 kPa (121 PSI) [8.3 bar]
Air discharge amount	200 kPa: 24 L/min / 700 kPa: 12 L/min / 1,100 kPa: 7 L/min	200 kPa: 22 L/min / 700 kPa: 11 L/min / 1,100 kPa: 7 L/min	200 kPa: 12 L/min / 700 kPa: 8 L/min / 830 kPa: 7 L/min	200 kPa: 10 L/min
Dimensions (L x W x H)	w/ BL4040: 329 x 108 x 231 mm (13 x 4-1/4 x 9-1/8")	w/ BL1830B / BL1840B / BL1850B / BL1860B: 316 x 108 x 231 mm (12-1/2 x 4-1/4 x 9-1/8")	w/ BL1830B / BL1840B / BL1850B / BL1860B: 266 x 80 x 174 mm (10-1/2 x 3-1/8 x 6-7/8")	w/ BL1041B: 255 x 74 x 173 mm (10 x 2-15/16 x 6-13/16")
weight	2.9 - 3.5 kg (6.4 - 7.7 lbs.)	2.5 - 2.8 kg (5.5 - 6.2 lbs.)	1.4 - 1.7 kg (3.1 - 3.8 lbs.)	1.2 - 1.3 kg (2.6 - 3.0 lbs.)


Product Comparison List

	Cordless Cooler & Warmer Box			
	CW002G  40V max 18V x2 DC AC new	CW003G  40V max 18V x2 DC AC new	CW001G  40V max 18V x2 DC AC	DCW180  18V x2 DC AC
Run time (hrs)	w/ BL4040 x2, -18 / 5 / 60°C: 8 / 19.5 / 4.5 / w/ BL4050F x2, -18 / 5 / 60°C: 10 / 24.5 / 6	w/ BL4040, -18 / 5 / 60°C: 5.5 / 13.5 / 5.5	w/ BL4050F, -18 / 5 / 60°C: 10 / 28 / 8.5	w/ BL1860B x2, -18 / 5 / 60°C: 5 / 17 / 4
Capacity	50 L (13.2 gal)	7 L (1.8 gal)	20 L (5.3 gal)	20 L (5.3 gal)
Cooling capacity	-18 / -15 / -10 / -5 / 0 / 5 / 10°C (0 / 5 / 15 / 25 / 30 / 40 / 50°F)	-18 / -15 / -10 / -5 / 0 / 5 / 10°C (0 / 5 / 15 / 25 / 30 / 40 / 50°F)	-18 / -15 / -10 / -5 / 0 / 5 / 10°C (0 / 5 / 15 / 25 / 30 / 40 / 50°F)	-18 / -10 / 0 / 5 / 10°C (0 / 15 / 30 / 40 / 50°F)
Warming capacity	30 / 35 / 40 / 45 / 50 / 55 / 60°C (85 / 95 / 105 / 115 / 120 / 130 / 140°F)	30 / 35 / 40 / 45 / 50 / 55 / 60°C (85 / 95 / 105 / 115 / 120 / 130 / 140°F)	30 / 35 / 40 / 45 / 50 / 55 / 60°C (85 / 95 / 105 / 115 / 120 / 130 / 140°F)	55 / 60°C (130 / 140°F)
Cord length	AC adapter / Cigar socket cable: 2 / 2.5 m (6.5 / 8.2 ft)	AC adapter / Cigar socket cable: 2 / 2.5 m (6.5 / 8.2 ft)	AC adapter / Cigar socket cable: 2 / 2.5 m (6.5 / 8.2 ft)	AC adapter / Cigar socket cable: 2 / 2.5 m (6.5 / 8.2 ft)
Dimensions (L x W x H)	867 x 465 x 476 mm (34-1/8 x 18-1/4 x 18-3/4")	456 x 245 x 308 mm (18 x 9-5/8 x 12-1/8")	663 x 341 x 372 mm (26-1/8 x 13-3/8 x 14-5/8")	623 x 341 x 371.5 mm (24-1/2 x 13-3/8 x 14-5/8")
Net weight	25.6 - 29.0 kg (56.4 - 63.9 lbs.)	7.9 - 9.4 kg (17.4 - 20.7 lbs.)	13.8 - 17.3 kg (30.4 - 38.1 lbs.)	13.3 - 14.3 kg (29.3 - 32.0 lbs.)

	Cordless Kettle	
	KT001G  40V max	DKT360  18V x2
Boiling time	8 min (0.8L water from 23 °C)	8 min (0.8L water from 23 °C)
Water tank capacity	800 mL	800 mL
Dimensions (L x W x H)	w/o Battery: 233 x 322 x 307 mm (9-1/8 x 12-5/8 x 12-1/8")	w/o Battery: 233 x 263 x 307 mm (9-1/8 x 10-3/8 x 12-1/8")
Net weight	2.8 - 5.9 kg (6.2 - 13.0 lbs.)	2.7 - 3.4 kg (6.0 - 7.5 lbs.)

	Cordless Coffee Maker
	DCM501  18V 12V max
Brewing capacity (approx.)	w/ BL1860B: 640 ml / w/ BL1041B: 260 ml
Water tank capacity	240 mL
Compatible cafe pod type	60 mm
Brewing time of 1 cup of coffee	w/ BL1860B: 5 min / w/ BL1041B: 7 min
Dimensions (L x W x H)	w/ BL1830B / BL1840B / BL1850B / BL1860B: 243 x 187 x 218 mm (9-9/16 x 7-3/8 x 8-9/16")
Net weight	1.9 - 2.2 kg (4.1 - 4.8 lbs.)







	Cordless Microwave
	MW001G  40V max new
Capacity	8 L
Output power	High: 500 W / Low: 350 W
Inside dimensions (W x D x H)	255 x 241 x 120 mm (10 x 9-1/2 x 4-3/4")
Dimensions (L x W x H)	w/ BL4040: 372 x 343 x 338 mm (14-5/8 x 13-1/2 x 13-1/4")
weight	9.1 - 10.4 kg

	Cordless Heated Blanket	
	DCB200  18V	CB100D  12V max
Run time (hrs)	w/ BL1860B Low / Mid / High: 35 / 20 / 10	w/ BL1041B Low / Mid / High: 14 / 7.5 / 4
Heat zone	Upper center: 1	Upper center: 1
Dimensions (L x W)	700 x 1,400 mm (700 x 1,400mm)	700 x 1,400 mm (700 x 1,400mm)
Net weight	0.58 kg (1.28 lbs.)	0.58 kg (1.28 lbs.)

PRODUCTS

Speciality tools



-  Double Insulation
-  Variable Speed
-  Electronic 2-Speed
-  Electronic 3-Speed
-  Built-in Job Light
-  Carrying Case

Speciality tools

AC001G Cordless Air Compressor 40V max

40Vmax XGT BL Cordless Air Compressor

new



Tank	7.6 L (2 gal)
Cut-in pressure	0.72 MPa (105 PSI)
Cut-out pressure	0.93 MPa (135 PSI)
Number of outlets	1
Net weight	11.6 - 12.8 kg (25.6 - 28.2 lbs.)



DGP180 Cordless Grease Gun 18V

18V LXT Li-Ion Cordless Grease Gun



Max operating pressure	69 MPa (10,000 PSI)
Flow rate	Slow speed mode: 145 mL/min (5.0 oz/min) Auto speed change mode: 290 mL/min (10.0 oz/min)
Grease capacity w/ Barrel A Cartridge / Bulk:	410 / 455 g (14.5 / 16.0 oz)
Grease capacity w/ Barrel B Cartridge / Bulk:	450 / 570 g (15.9 / 20.1 oz)
Grease capacity w/ Barrel C Cartridge / Bulk:	500 / 570 g (17.6 / 20.1 oz)
Hose length	120 cm (47-1/4")
Dimensions (L x W x H)	w/ Barrel A: 411 x 114 x 245 mm (16-1/4 x 4-1/2 x 9-5/8") w/ Barrel B: 449 x 114 x 245 mm (17-3/4 x 4-1/2 x 9-5/8")
Net weight	4.8 - 6.1 kg (10.6 - 13.4 lbs.)



Shoulder strap, Battery, Charger

DVP181 Cordless Vacuum Pump 18V x2

18V LXT Li-Ion Cordless Vacuum Pump



Flow rate	113 L/min
Ultimate vacuum	3 Pa
Motor speed	3,200 min ⁻¹
Oil Tank Capacity	300 mL
Inlet port	5/16 / 3/8"
Run time (min)	w/ BL1860B x2: 60
Dimensions (L x W x H)	383 x 193 x 210 mm (15-1/8 x 7-5/8 x 8-1/4")
Net weight	8.1 - 8.2 kg (17.9 - 18.1 lbs.)



Vacuum pump oil, Adapter

DVP180 Cordless Vacuum Pump 18V

18V LXT Li-Ion Cordless Vacuum Pump



Flow rate	50 L/min
Ultimate vacuum	20 Pa (150 microns)
Motor speed	3,840 min ⁻¹
Oil Tank Capacity	115 mL
Inlet port	5/16"
Dimensions (L x W x H)	265 x 93 x 175 mm (10-3/8 x 3-5/8 x 6-7/8")
Net weight	3.5 kg



Not compatible with 2.0Ah, 1.5Ah batteries

Vacuum pump oil, Adapter, Battery, Charger

DCG180 Cordless Caulking Gun 18V

18V LXT Li-Ion Cordless Caulking Gun



Max dispensing force	5,000 N (1,100 lbs)
No load speed	0 - 28 mm/sec. (0 - 66 in/min.)
Holder size	300 / 600 / 800 mL
Dimensions (L x W x H)	404 x 108 x 281 mm (15-7/8 x 4-1/4 x 11-1/8")
Net weight	2.1 - 3 kg (4.7 - 6.6 lbs.)



Holder, Holder joint, Piston, Rubber ring, Nozzle, Battery, Charger

CG100D Cordless Caulking Gun 12V max

12V max CXT Li-Ion Cordless Caulking Gun



Max dispensing force	5,000 N (1,100 lbs)
No load speed	0 - 28 mm/sec. (0 - 66 in/min.)
Holder size	300 / 600 / 800 mL
Dimensions (L x W x H)	404 x 108 x 259 mm (15-7/8 x 4-1/4 x 10-1/4")
Net weight	1.9 - 2.6 kg (4.2 - 5.8 lbs.)



Holder, Holder joint, Piston, Rubber ring, Nozzle, Battery, Charger

DWD181 Rechargeable Wall Scanner 18V

18V/14.4V LXT Rechargeable Wall Scanner



Max detection depth	Metal / Plastic Pipe / Live Cable / Wood: 180 / 120 / 120 / 25 mm
Detection accuracy	+/- 5 mm
Minimum detectable distance	40 mm
Display size	4.1"
Max run time (hours)	w/ BL1860B: 28
Operating temperature	-10 - 40°C
Storage temperature	-20 - 50°C
Dimensions (L x W x H)	w/ BL1415N: 288 x 118 x 108 mm (11-3/8 x 4-5/8 x 4-1/4") w/ BL1830B / BL1840B / BL1850B / BL1860B: 306 x 118 x 124 mm (12 x 4-5/8 x 4-7/8")
Net weight	1.3 - 1.7 kg (2.9 - 3.8 lbs.)



Speciality tools

PF1100

Submersible Pump

4 mm (5/32") 1,100 W Clear Water Submersible Pump



Continuous rating Input	1,100W
Suction & discharge diameter	4 mm (5/32")
Max pumping capacity	250 L/min (66 gal/min)
Delivery head max	9 m (30 ft)
Submersion depth	5 m (16 ft)
Min. suction level	25 mm (1")
Grain size inlet	5 mm (1/5")
Dimensions (L x W x H)	150 x 150 x 305 mm (6-5/16 x 7-1/8 x 12")
Net weight	6.7 kg (14.8 lbs.)

Joint, Adapter

PF0403

Submersible Pump

4 mm (5/32") 400 W Clear Water Submersible Pump



Continuous rating Input	400W
Suction & discharge diameter	4 mm (5/32")
Max pumping capacity	120 L/min (32 gal/min)
Delivery head max	6.5 m (21 ft)
Submersion depth	5 m (16 ft)
Min. suction level	25 mm (1")
Grain size inlet	5 mm (1/5")
Dimensions (L x W x H)	150 x 150 x 260 mm (5-7/8 x 5-7/8 x 10-1/4")
Net weight	4.4 kg (9.7 lbs.)

Joint, Adapter

PF0800

Submersible Pump

10 mm (3/8") 800 W Clear Water Submersible Pump



Continuous rating Input	800W
Suction & discharge diameter	10 mm (3/8")
Max pumping capacity	220 L/min (58 gal/min)
Delivery head max	9 m (30 ft)
Submersion depth	5 m (16 ft)
Min. suction level	20 mm (4/5")
Grain size inlet	5 mm (1/5")
Dimensions (L x W x H)	160 x 168 x 340 mm (6-5/16 x 6-5/8 x 13-3/8")
Net weight	6.1 kg (13.5 lbs.)

Elbow, Adapter

PF0300

Submersible Pump

8 mm (5/16") 300 W Clear Water Submersible Pump



Continuous rating Input	300W
Suction & discharge diameter	8 mm (5/16")
Max pumping capacity	140 L/min (37 gal/min)
Delivery head max	7 m (23 ft)
Submersion depth	5 m (16 ft)
Min. suction level	20 mm (4/5")
Grain size inlet	5 mm (1/5")
Dimensions (L x W x H)	160 x 168 x 305 mm (6-5/16 x 6-5/8 x 12")
Net weight	4.2 kg (9.3 lbs.)

Elbow, Adapter

PF1110

Submersible Pump

40 mm (1-9/16") 1,100 W Dirty Water Submersible Pump



Continuous rating Input	1,100W
Suction & discharge diameter	40 mm (1-9/16")
Max pumping capacity	250 L/min (66 gal/min)
Delivery head max	10 m (33 ft)
Submersion depth	5 m (16 ft)
Min. suction level	50 mm (2")
Grain size inlet	35 mm (1-3/8")
Dimensions (L x W x H)	160 x 185 x 355 mm (6-5/16 x 7-1/4 x 14")
Net weight	7 kg (15.4 lbs.)

Elbow, Adapter

PF1010

Submersible Pump

30 mm (1-3/16") 1,100 W Dirty Water Submersible Pump



Continuous rating Input	1,100W
Suction & discharge diameter	30 mm (1-3/16")
Max pumping capacity	240 L/min (63 gal/min)
Delivery head max	10 m (33 ft)
Submersion depth	5 m (16 ft)
Min. suction level	40 mm (1-4/7")
Grain size inlet	35 mm (1-3/8")
Dimensions (L x W x H)	160 x 168 x 380 mm (6-5/16 x 6-5/8 x 15")
Net weight	6.6 kg (14.6 lbs.)

Elbow, Adapter

PF0610

Submersible Pump

40 mm (1-9/16") 550 W Dirty Water Submersible Pump



Continuous rating Input	550W
Suction & discharge diameter	40 mm (1-9/16")
Max pumping capacity	180 L/min (48 gal/min)
Delivery head max	7 m (23 ft)
Submersion depth	5 m (16 ft)
Min. suction level	50 mm (2")
Grain size inlet	35 mm (1-3/8")
Dimensions (L x W x H)	160 x 185 x 335 mm (6-5/16 x 7-1/4 x 13-1/4")
Net weight	5.5 kg (12.3 lbs.)

Elbow, Adapter

PF0410

Submersible Pump

25 mm (1") 400 W Dirty Water Submersible Pump



Continuous rating Input	400W
Suction & discharge diameter	25 mm (1")
Max pumping capacity	140 L/min (37 gal/min)
Delivery head max	5 m (16 ft)
Submersion depth	5 m (16 ft)
Min. suction level	40 mm (1-4/7")
Grain size inlet	35 mm (1-3/8")
Dimensions (L x W x H)	160 x 168 x 345 mm (6-5/16 x 6-5/8 x 13-5/8")
Net weight	4.3 kg (9.5 lbs.)

Elbow, Adapter

Speciality tools

DHG181 Cordless Heat Gun 18V

18V LXT Cordless Heat Gun



Max output	10 W
Air temperature	Dial 1: Ambient temperature Dial 2: 150°C / Dial 3: 250°C / Dial 4: 350°C Dial 5: 450°C / Dial 6: 550°C
Air flow	Stage 1: 120 L/min / Stage 2: 200 L/min
Continuous run time on a full battery charge	w/ BL1860B, Stage 1: 30 min w/ BL1860B, Stage 2: 21 min
Nozzle joint portion	34.5 mm (1-3/8")
Dimensions (L x W x H)	w/ BL1815N / BL1820B: 173 x 79 x 237 mm (6-3/16 x 3-1/8 x 9-3/8")
Net weight	1.0 - 1.4 kg (2.2 - 3.1 lbs.)



Glass protection nozzle, Wide slot nozzle, Reflector nozzle, Reduction nozzle, Battery, Charger

DHG180 Cordless Heat Gun 18V

18V LXT Cordless Heat Gun



Max output	10 W
Air temperature	550°C
Air flow (L/min)	200 L/min
Continuous run time on a full battery charge	w/ BL1860B: 21 min
Nozzle joint portion	34.5 mm (1-3/8")
Dimensions (L x W x H)	w/ BL1815N / BL1820B: 168 x 79 x 234 mm (6-5/8 x 3-1/8 x 9-1/4") w/ BL1830B / BL1840B / BL1850B / BL1860B: 168 x 79 x 251 mm (6-5/8 x 3-1/8 x 9-7/8")
Net weight	1.0 - 1.3 kg (2.2 - 2.9 lbs.)



Glass protection nozzle, Wide slot nozzle, Reflector nozzle, Reduction nozzle, Battery, Charger

HG6530V Heat Gun 2,000 W

2,000 W Heat Gun



Continuous rating Input	2,000W
Air Temperature (°C)	50 - 650
Air flow	Stage 1: 500 L/min Stage 2: 280 L/min Stage 3: 550 L/min
Dimensions (L x W x H)	257 x 85 x 206 mm (10-1/8 x 3-3/8 x 8-1/8")
Net weight	0.72 kg (1.6 lbs.)
Power supply cord	2.0 m (6.6 ft)



Glass protection nozzle, Wide slot nozzle, Reflector nozzle (Nozzle B)

HG6531C Heat Gun 2,000 W

2,000 W Heat Gun



Continuous rating Input	2,000W
Air Temperature (°C)	50 - 650
Air flow	200 - 550 L/min
Dimensions (L x W x H)	257 x 85 x 206 mm (10-1/8 x 3-3/8 x 8-1/8")
Net weight	0.71 kg (1.6 lbs.)
Power supply cord	2.0 m (6.6 ft)




Glass protection nozzle, Wide slot nozzle, Reflector nozzle (Nozzle B), Reduction nozzle, Overlap welding nozzle, Weld nozzle, Solder sleeves reflector, Pressure roller

HG6030 Heat Gun 1,800 W

1,800 W Heat Gun



Continuous rating Input	1,800W
Air Temperature (°C)	Stage 1: 50 / 250 Stage 2: 300 / 250 Stage 3: 600 / 500
Dimensions (L x W x H)	233 x 80 x 208 mm (9-1/8 x 3-1/8 x 8-3/16")
Net weight	0.57 kg (1.3 lbs.)
Power supply cord	2.0 m (6.6 ft)




Glass protection nozzle, Reflector nozzle, Reduction nozzle, Wide slot nozzle, Scraper

HG6031V Heat Gun 1,800 W

1,800 W Heat Gun



Continuous rating Input	1,800W
Air Temperature (°C)	Stage 1: 50 - 400 / 250 Stage 2: 100 - 600 / 500
Dimensions (L x W x H)	257 x 85 x 206 mm (10-1/8 x 3-3/8 x 8-1/8")
Net weight	0.67 kg (1.5 lbs.)
Power supply cord	2.0 m (6.6 ft)




Glass protection nozzle, Reflector nozzle, Reduction nozzle, Wide slot nozzle, Scraper

HG5030 Heat Gun 1,600 W

1,600 W Heat Gun



Continuous rating Input	1,600W
Air Temperature (°C)	Stage 1: 350 / 300 Stage 2: 500 / 500
Dimensions (L x W x H)	233 x 80 x 208 mm (9-1/8 x 3-1/8 x 8-3/16")
Net weight	0.56 kg (1.2 lbs.)
Power supply cord	2.0 m (6.6 ft)



Glass protection nozzle, Reflector nozzle, Reduction nozzle, Wide slot nozzle, Scraper



PRODUCTS

Accessories



Accessory

ADP12

Communication connector

40V max

new



Dimensions (L x W x H) 98 x 85 x 55 mm (3-7/8" x 3-3/8" x 2-3/16")
 Net weight 0.17kg (0.38 lbs.)



ADP13

Communication connector

40V max

new



Dimensions (L x W x H) 98 x 85 x 55 mm (3-7/8" x 3-3/8" x 2-3/16")
 Net weight 0.17kg (0.38 lbs.)



ADP001G

Adapter for USB

40V max

Charges mobile devices e.g. smartphones, tablets and more, and developed as XGT version of ADP05



Dimensions (L x W x H) w/ BL4020 / BL4025: 119 x 79 x 88 mm (4-11/16 x 3-1/8 x 3-1/2")
 w/ BL4040: 133 x 83 x 94 mm (5-1/4 x 3-1/4 x 3-11/16")
 w/ BL4050F: 153 x 79 x 114 mm (6 x 3-1/8 x 4-1/2")
 Net weight 0.8 - 1.4 kg (1.8 - 3.1 lbs.)



ADP09

AA Battery Pack

AA battery pack designed to supply power to the machines (compatible with only some models such as green multi line lasers) powered by 12Vmax CXT Li-ion battery



*ADP09 is not available for USA market.

ADP05

Adapter for USB

18V

Charges mobile devices e.g. smartphones, tablets and more



ADP06

Adapter for USB

12V max

Charges mobile devices e.g. smartphones, tablets and more



ADP08

Adapter for USB

12V max

Charges mobile devices e.g. smartphones, tablets and more



Accessory Index

<p>p.215</p> <p>Screwing/ Drilling</p>	<p>Drill chuck assembly for impact driver</p> 	<p>Angle attachment</p> 	<p>Straight head</p> 	<p>Autofeed attachment</p> 	<p>Locator</p> 	<p>Drill chuck</p> 	
<p>p.221</p> <p>Hammer drilling/ chiselling</p>	<p>Drill chuck assembly</p> 	<p>Dust cup</p> 	<p>Dust extraction system set</p> 	<p>Grease vessel</p> 	<p>Hammer service kit</p> 		
<p>p.225</p> <p>Grinding/ Sanding/ Polishing</p>	<p>Inner flange & Lock nut</p> 	<p>Wheel guard</p> 	<p>Rubber pad</p> 	<p>Lock nut wrench</p> 	<p>Collet corn/ Collet nut</p> 	<p>Punch plate</p> 	
<p>p.236</p> <p>Cutting</p>	<p>Dust cover</p> 	<p>Tilt base</p> 	<p>Rip fence</p> 	<p>Cover set</p> 	<p>Cutting wax</p> 	<p>Punch/ Die</p> 	
<p>p.239</p> <p>Sawing</p>	<p>Vise assembly</p> 	<p>Guide rule</p> 	<p>Stand</p> 	<p>Guide rail</p> 	<p>Guide Rail Adaptor</p> 		
<p>p.244</p> <p>Milling/ Planing</p>	<p>Chamfering rule/ Guide rule</p> 	<p>Collet corn/ Collet nut</p> 	<p>Straight guide assembly</p> 	<p>Trimmer base</p> 	<p>Templet guide</p> 		
<p>p.249</p> <p>Dust management</p>	<p>Vacuum Cleaner System charts for Dust Collecting</p> 	<p>Vacuum Cleaner System charts for Cleaning</p> 	<p>Filter & Dust bag</p> 	<p>Cordless Cleaner System charts</p> 	<p>Selectable filters</p> 	<p>Hose, Front cuffs & Joint</p> 	<p>Dust Blower accessories</p> 
<p>p.270</p> <p>Others</p>	<p>Grease Gun accessories</p> 	<p>Heat Gun accessories</p> 	<p>Rechargeable Green Multi Line Laser accessories</p> 	<p>Hook</p> 	<p>Carbon brush</p> 		

Drill chuck assembly for impact driver

Converts impact driver into driver drill.



Shape	Description	Model No.	Capacity (mm)	Type	Part No.
	DRILL CHUCK & KEY SET	TD0100, TD0101, TD0101F	10	48-NZ	191880-6
		TD0100, TD0101, TD0101F	10	44-MZ	191881-4
		DF030D, TD0100, TD0101, TD0101F, TD090D, TD091D, TD111D	10	44-NZ	198913-8
		DTP141, DTP141, TD001G, TD002G, TD003G, TD0100, TD0101, TD0101F	10	44-NZ	192173-4
	KEYLESS DRILL CHUCK SET	TD0100, TD0101, TD0101F	10	48-MZ	192077-0
		DTP141, TD0100, TD0101, TD0101F, TD126D, TD127D	10	44-NZ	192121-3
		DTP141, TD0100, TD0101, TD0101F	10	44-MZ	194250-8
		DTP141, TD0100, TD0101, TD0101F	10	48-NZ	194251-6

Angle attachment

For drilling in close quarters, incorners, between joists and studs



Description	Model No.	Part No.
Angle attachment set	DA4000LR	193316-1

Extension attachment

Installs quickly and easily to Cordless Vacuum and allows for additional reach and ease-of-use.



Description	Model No.	Part No.
Extension attachment set	DA4000LR	193317-9

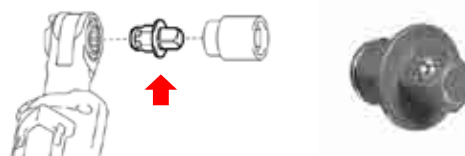
Head for driver



Shape	Description	Model No.	Type	Part No.
-	Angle head ass'y a	DFL020F, DFL063F	-	136507-1
-	Angle head ass'y bm	DFL020F, DFL063F	-	136508-9
-	Angle head ass'y f	DFL063F	-	136509-7
	Ratchet attachment set	DTL061, DTL063, TL064D, TL065D	Hex, Size 21mm	192439-2
	Straight attachment	DTL061, DTL063, TL064D, TL065D	NZ	192440-7
	Straight attachment set	DTL061, DTL063, TL064D, TL065D	For E-form bit MZ	192486-3

Ratchet head adapter

For use with Ratchet head



Shape	Description	Model No.	Part No.
	Socket adaptor 6.35 Set	DWR180, WR100D	191A51-1
	Socket adaptor 9.5 Set	DWR180, WR100D	191A50-3

Screwing/Drilling

Adjustable locator set

Allows the depth of the screw to be set, ideal for drywalling.



Shape	Description	Model No.	Part No.
	Stopper set	6952, DTD152, DTD153, DTD154, DTD157	194633-2
	Stopper set (w/bits)	DTD152, DTD153, DTD154, DTD157, DTD171 TD0100, TD0101, TD0101F, TD111D	194281-7
	Stopper set (w/o bits)	DTD152, DTD153, DTD154, DTD157, DTD171 TD0100, TD0101, TD0101F, TD111D	194280-9

Autofeed attachment set

Ideal for production drywall hanging



Model No.	Standard Equipment Bit	Part No.
DFS250, DFS452, FS2200, FS2300, FS4000, FS4200, FS4300, FS6200, FS6300, FS6300R	Phillips No.2, Square No.2	191L23-2
	Phillips No.2 x2	191L24-0
DFS250, DFS452, FS2200, FS2300, FS4000, FS4200, FS4300, FS6200, FS6300	Phillips No.2, Square No.2	191L25-8

Casing for auto feed screwdriver



Shape	Description	Model No.	Screw length (mm)	Part No.
-	Casing 41 set	DFR452	25-41	191W93-7
	Casing 55 set	6842, 6843, DFR550	25-55	191B45-2
-	Casing 55 set	DFR551	25-55	191W94-5
-	Casing set	DFR750	45-75	195183-0
	Casing set	6842, 6843, DFR550	25-55	195184-8
-	Casing set	6842, DFR550	25-55	195910-5

Locator assembly for screwdriver



Shape	Description	Model No.	Size	Part No.
	Locator set	DFS250, DFS251, DFS451, DFS452, FS2200, FS2300, FS2500, FS4000, FS4200, FS4300, FS6200, FS6300, FS6300R	L	197024-6
	Locator set	DFS250, DFS251, DFS451, DFS452, FS2300, FS2500, FS4000, FS4200, FS4300, FS6200, FS6300, FS6300R	S	197025-4
-	Locator set	DFS251, FS2500	5/16"	197026-2
-	Locator set	DFS251, FS2500	3/8"	197027-0
	Locator set	DFS251, FS2500	1/4"	197028-8

Drill bit remover set for SDS-MAX Hammers

Ideal for removing stuck SDS-MAX drill bit

Model No.	Part No.
6905H, DTW450, TW0350	195870-1 / 195871-9



Bit adapter

Converts an impact wrench into an impact driver.

Model No.	Socket type	Bit type	Part No.
6953, DTW251, TW0200	1/2" inch Driver	E-form (MZ)	191B20-8



Extension handle

Developed for reduced fatigue in continuous applications



Shape	Description	Model No.	Part No.
	Extension handle set	DTW1001, DTW1002, DTW700, DTW701, DTW800, TW007G, TW008G	191G67-2
	Extension handle set	6842, 6843, DFR550, DFR750	194500-1

GRIP

Provides increased comfort on the job

Shape	Model No.	Part No.
	DDA450, DDA451	158237-4

Side grip for drill



Shape	Description	Model No.	Part No.
-	Grip set	DA001G, DA002G	191R81-4
	Handle set	DDG460, DG001G	191P11-3

Side grip, handle

For increased maneuverability



Shape	Description	Model No.	Part No.
	Grip assembly	DDF484	127506-4
	Grip assembly	DHP486	127701-6
	Grip assembly	DDF486	127702-4
	Grip assembly set	DDF484, DF002G, DHP484, HP002G	191E41-8
		DDF489	1912A3-5
	Grip base set	DFT041R, DFT043F, DFT082R, DFT083F, DFT124R, DFT125F	1912A4-3
			193874-7

Depth gauge

For increased drilling consistency



Shape	Description	Model No.	Part No.
	Depth gauge	DP4010, DP4011	324219-0
-	Depth gauge set	DP2010, DP2011	196322-5
-	Depth gauge set	DD2020	196856-8
	Stopper pole assembly	DHP451, DHP458, DHP486, HP001G	122576-8

Reber binding attachment set




Shape	Model No.	Part No.
	TD022D	194731-2

Screwing/Drilling

Shoulder strap


Reduces user fatigue



Shape	Description	Model No.	Type	Part No.
	Ring set	TW001G	-	191M83-0
	Shoulder belt	DF333D	-	161576-3
	Tool catcher set	DTD152, DTD171, DTS141, DTW190, DTW251, DTW253, DTW300, DTW301, DTW302, TW202D	(WITH STRAP)	197941-0



Compatible head for angle drill



Shape	Description	Model No.	Part No.
	Angle head set	DFL201R	198040-1

Anti kick back head



Shape	Description	Model No.	Type	Part No.
	Anti kick back head set	DFT043F, DFT083F, DFT085F, DFT125F, DFT127F	M	195231-5
-	Anti kick back head set	DFT043F, DFT083F, DFT085F, DFT125F, DFT127F	N	195232-3
-	Anti kick back head set	DFL651F	-	197045-8
	Anti kick back head set	DFL083F, DFL125F, DFL204F	-	199065-8
-	Anti kick back head set	DFL403F	-	199066-6

Torque tracer accessory



Shape	Description	Model No.	Type	Part No.
	Receiver set	DFL201R, DFL301R, DFL402R, DFT041R, DFT082R, DFT124R	RCV02	194444-5 194480-1 195392-1

Keyless drill chuck



Model No.	Capacity	Thread size	with Package	Bulk
			Part No.	Part No.
DA331D	0.8-10mm	3/8-24 UNF	196308-9	766007-3
DA333D, DF330D	0.8-10mm	3/8-24 UNF	191A86-2	763228-8
DDA351	0.8-10mm	3/8-24 UNF	---	766005-7
DF332D, DF333D, HP332D, HP333D	0.8-10mm	3/8-24 UNF	---	763238-5
DF347D	0.8-10mm	1/2-20 UNF	---	763243-2
HP330D, HP347D	0.8-10mm	1/2-20 UNF	191A87-0	763229-6
DF001G, DDF458, DDF481, DDF486, HP001G, DHP458, DHP481, DHP486	1.5-13mm	1/2-20 UNF	---	763252-1
DDF458, DDF486, DDF489, DHP458, DHP486, DHP489	1.5-13mm	1/2-20 UNF	---	763261-0
DDF453, DF457D, DF488D, DHP453, HP457D, HP488D	1.5-13mm	1/2-20 UNF	196306-3	766004-9
DF488D, HP488D	1.5-13mm	1/2-20 UNF	---	763260-2
DDF458, DDF481, DDF486, DF001G, DHP458, DHP481, DHP486, HP001G	1.5-13mm	1/2-20 UNF	---	763252-1
DDF458, DDF486, DDF489, DHP458, DHP486, DHP489	1.5-13mm	1/2-20 UNF	---	763261-0
DDF451, DHP451	1.5-13mm	1/2-20 UNF	---	763191-5 763196-5
DDF453, DDF482, DDF484, DDF485, DDF487, DF002G, DF457D, DHP453, DHP482, DHP484, DHP485, DHP487, HP457D	1.5-13mm	1/2-20 UNF	199154-9	766027-7
DDF487, DF002G, DHP482, DHP487, HP002G	1.5-13mm	1/2-20 UNF	---	763262-8
DDF483, DHP483	1.5-13mm	1/2-20 UNF	---	763241-6
AC Models				
Model No.	Capacity	Thread size	with Package	Bulk
			Part No.	Part No.
DP2011	0.8-6.5mm	3/8-24 UNF	193203-4	763156-7
6408, DA3011, DA3011F	0.8-10mm	3/8-24 UNF	192016-0 192034-8 (USA)	763132-1
6408	1.5-10mm	3/8-24 UNF	192890-6	763186-8
6413	0.8-10mm	3/8-24 UNF	---	763242-4
DF0300, HP0300	1.0-10mm	1/2-20 UNF	---	766012-0
DP3003	0.8-10mm	1/2-20 UNF	193226-2 193227-0(USA)	763144-4
DP4001, DP4003	1.5-13mm	1/2-20 UNF	192956-2 192957-0(USA)	763140-2
DP4011, HP2050, HP2050F, HP2051, HP2051F, HP2070, HP2070F, HP2071, HP2071F	1.5-13mm	1/2-20 UNF	194254-0	763195-7
6300-4, DP4700	1.5-13mm	1/2-20 UNF	192892-2	763130-5
HP1631, HP1641, HP1641F	1.5-13mm	1/2-20 UNF	196193-0	766017-0

Drill chuck



*with Chuck key
 **without Chuck key
 ***without key with hex.socket head bolt M6X25 & nord-lock washer 6 x2
 ****without key with hex.socket head bolt M6X25 & spring washer 6
 press fit
 DC Models

Model No.	Drill chuck				Chuck key
	Capacity (mm)	Thread size	with Package	Bulk	
Part No.			Part No.	Part No.	
DDA350	1.5-10	---	---	763174-5	763415-9
DDA450	2.0-13	1/2-20 UNF	*193822-6	763183-4	763259-7 (763430-3)
DA001G, DDA460, DG001G, DDG460	2.0-13	---	---	763250-5	763251-3
AC Models					
Model No.	Drill chuck				Chuck key
	Capacity (mm)	Thread size	with Package	Bulk	
Part No.			Part No.	Part No.	
DD2020, DP2010	6.5	3/8-24 UNF	**192887-5	763077-3	763418-3
	6.5	3/8-24 UNF	**192888-3		
6407	0.8-10	3/8-24 UNF	---	763136-3	763423-0
6412	1.5-10	3/8-24 UNF	---	763079-9	763418-3
6411, 6412	1.5-10	3/8-24 UNF	---	763244-0	763447-6
HP1230	1.5-10	3/8-24 UNF	192879-4	763067-6	763415-9
HP1630	1.5-13	1/2-20 UNF	*195430-9	763161-4	763441-8
HP1630, HP1640, HP1640F	1.5-13	1/2-20 UNF	*196008-1	766016-2	763448-4
DP4000, DS4011, DS4012	2.0-13	1/2-20 UNF	*193822-6	763183-4	763430-3 (763259-7)
HP2050, HP2050F, HP2051, HP2051F, HP2070, HP2070F, HP2071, HP2071F					
6300-4, 6300T, 6305, DP4002, DP4700, DS4011, DS4012, 8406, 8406C, HP2010N, HP2032, HP2050, HP2070	2.0-13	1/2-20 UNF	**192877-8	763047-2	763432-9 798341-3
DA3010, DA3010F	1.5-10	---	---	763174-5	763415-9
6302H, 6303H, DP4000, DP4002	2.0-13	1/2-20 UNF	**193228-8	763145-2	763434-5
DP4010, HP2050, HP2050F, HP2051, HP2051F,	2.0-13	1/2-20 UNF	*193067-6	763147-8	763430-3
6300-4, DP4700, DS5000, HP2070, HP2070F	4.5-16	1/2-20 UNF	---	763066-8	763432-9
DS5000	3.0-16	1/2-20 UNF	---	763254-7	763443-4
6304LR, DA4000LR, DA4031, DS4000	1.5-13	(Press fit)	*** 193319-5	763160-6	763434-5
6304LR, DA4000LR	2.0-13	(Press fit)	*** 193318-7	763159-1	763432-9 / 798341-3
DA4031	2.0-13	(Press fit)	**** 193519-7		

Screwing/Drilling

Phillips bit



N Type

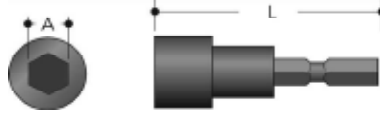
Size	L (mm)	Type	Per pkg.	Part No.
No.2	45	NZ	3	798308-1
No.2	45	NZ-Hard	1	784229-3
No.3	45	NZ	3	798310-4

Socket bit

1 per pkg.

*For self drilling screw

**Magnetic socket bit



Bolt Size	A (mm)	L (mm)	Type	Part No.
M4	7	55	NZ	784402-5
M5	8	55	NZ	784403-3
1/4"	3/8"	55	NZ	*784404-1
3/16"	5/16"	55	NZ	**784808-7
1/4"	3/8"	55	NZ	**784809-5
M6	10	55	NZ	784405-9
M8	13	55	NZ	784408-3
M8	14	55	NZ	784409-1

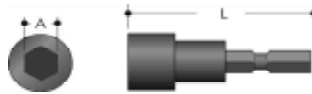


Front cap	
Size	Part No.
12	322070-2
15.5	322069-7

Magnetic socket bit

DIN, E Form, M Type

*Non-magnetic socket bit



Bolt Size	A (mm)	L (mm)	Type	Part No.
L=50mm bit				
Magnetic bit holder + C Form (L=25mm)				
1/8"	1/4"	65	MZ	784803-7
3/16"	5/16"	65	MZ	784804-5
M5	8mm	65	MZ	*784415-6
1/4"	3/8"	65	MZ	784802-9
M6	10mm	65	MZ	784806-1
1/2"	7/16"	65	MZ	784805-3
1/2"	7/16"	65	MZ	*784414-8



Front cap	
Size	Part No.
-	322120-3
12	322263-1
1/4"	322124-5
5/16"	322125-3
3/8"	322119-8
7/16"	322126-1

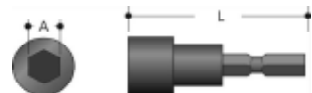
FS2700




Magnetic socket bit

1 per pkg.

*Non-magnetic socket bit



Bolt Size	A (mm)	L (mm)	Type	Part No.
1/8"	1/4"	65	MZ	784803-7
3/16"	5/16"	65	MZ	784804-5
M5	8mm	65	MZ	*784415-6
1/4"	3/8"	65	MZ	784802-9
M6	10mm	65	MZ	784806-1
1/2"	7/16"	65	MZ	784805-3
1/2"	7/16"	65	MZ	*784414-8



Locator assembly	
Size	Part No.
1/4"	197028-8
5/16"	197026-2
3/8"	197027-0

FS2500





FS2701



Hammer drilling/chiselling

Drill chuck assembly











Shape	Description	Model No.	Part No.
	Drill chuck assembly	DHR165, DHR171, DHR182, DHR183, DHR202, DHR242, DHR243, DHR263, DHR264, DHR280, DHR281, DHR282, DHR283, HR001G, HR002G, HR003G, HR004G, HR007G, HR140D, HR166D, HR2230, HR2300, HR2320T, HR2460, HR2470, HR2470F, HR2470FT, HR2470T, HR2475, HR2600, HR2601, HR2630, HR2630T, HR2631F, HR2631FT, HR2641, HR2652, HR2653, HR2653T, HR2663, HR2800, HR2810, HR2810T, HR2811F, HR2811FT, HR3001C, HR3011FC, HR3012FC	122574-2
	Drill chuck set	HR001G, HR002G, HR003G, HR004G, HR007G, HR010G, HR2230, HR2460, HR2470, HR2470F, HR2475, HR2630, HR2631F, HR2652, HR2810, HR3001C, HR3011FC, HR3012FC	194041-7


Quick change drill chuck set


For faster drill bit change



Shape	Description	Model No.	Part No.
	Drill chuck set	DHR243, DHR264, HR2320T, HR2470FT, HR2470T, HR2630T, HR2631FT, HR2653T, HR2810T, HR2811FT	194079-2
		HR009G, HR3210FCT	194568-7
-		HR2630T, HR2631FT	196173-6
		DHR281, DHR283, HR002G, HR004G	199139-5
	Tool holder set	HR009G, HR3012FC	191F46-4
		HR009G, HR3012FC	191F47-2
		DHR243, DHR264, HR2320T, HR2470FT, HR2470T, HR2630T, HR2631FT, HR2653T, HR2810T, HR2811FT	194080-7
		HR3210FCT	194578-4
		DHR281, DHR283, HR002G, HR004G	199138-7

Dust cup

Shape	Description	Bit Dia. (mm)	Part No.
	Dust cup	5	421342-3

Shape	Description	Bit Dia. (mm)	Part No.
	Dust cup	9	421664-1

Spacer set

Placed in-between the bearing retainer and the safety cover.

Shape	Description	Model No.	Part No.
	SPACER SET	HR008G, HR009G, HR3001C, HR3011FC	191L91-5

Dust extraction system set

For cleaner work environment



Description	Model No.	Part No.		
DX06	DHR242	199560-8	199564-0	199567-4
		199561-6	199565-8	199568-2
		199563-2	199566-6	199850-9
DX07	DHR243	199569-0	199572-1	199575-5
		199570-5	199573-9	199576-3
		199571-3	199574-7	

Hammer drilling/chiselling

Description	Model No.	Part No.		
DX08	DHR280, DHR282	199556-9	199578-9	199580-2
		199577-1	199579-7	199581-0
DX09	DHR281, DHR283	199558-5	199583-6	199585-2
		199582-8	199584-4	
DX10	HR3011FC	191F94-3	191F98-5	191F97-7
DX11	HR3012FC	191F95-1	191F96-9	
		191G00-4	191G02-0	
DX12	HR001G, HR003G	191G01-2	191G03-8	
		191E50-7	191E53-1	
DX12	HR003G	191E52-3	191E54-9	
DX12	HR001G	191E51-5		
DX14	HR002G	191E55-7		
DX14	HR002G, HR004G	191E56-5	191E61-2	
		191E58-1	191E60-4	
DX15	HR007G	191E59-9		
		191V49-4	191X40-4	191X42-0
DX16	HR010G	191X39-9	191X41-2	
		1911P2-6	1911R9-6	1912N4-4

Dust case for dust extraction system


For cleaner work environment




Description	Part No.	
DX10, DX11	191F49-8	191F50-3
DX06, DX07, DX08, DX09, DX12, DX14	199555-1	
DX15	199586-0	199587-8
	199588-6	
DX16	1911P5-0	1911P4-2

Filter for dust extraction system

For cleaner work environment

Shape	Description	Part No.
	DX06, DX07, DX08, DX09, DX10, DX11, DX12, DX14, DX15	199557-7
	DX16	199596-7




Sealing cap for dust extraction system

Shape	Description	Part No.
	DX06, DX07, DX08, DX09, DX10, DX11, DX12, DX14	424474-5

Depth gauge for hammer drills

For increased drilling consistency



Shape	Description	Model No.	Part No.
	Depth gauge	DHR183, DHR280, DHR281, DHR282, HR001G, HR002G, HR003G, HR004G, HR007G, HR008G, HR009G, HR010G, HR2300, HR2310T, HR2600, HR2601, HR2630, HR2631F, HR2631FT	331886-4
	Depth gauge	DHR202, DHR241, DHR242, DHR243, DHR263, DHR264, DHR280, DHR281, DHR282, DHR283, HP1630, HP1631, HP1640, HP1641, HP1641F, HP2050, HP2050F, HP2051, HP2051F, HP2070, HP2070F, HP2071, HP2071F, HR2230, HR2460, HR2470, HR2470F, HR2470FT, HR2470T, HR2475, HR2652, HR2653, HR2653T, HR2663, HR2800, HR2810, HR2810T, HR2811F, HR2811FT	324219-0
	Depth gauge	DHR165, DHR171, DHR182, HP1230, HR140D, HR166D, HR1840, HR1841F	415486-9

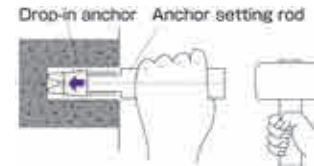
Side grip, handle for hammer drills

For increased maneuverability



Shape	Description	Model No.	Part No.
	Grip base set	DHR165, DHR171, DHR182, HR140D, HR166D, HR1840, HR1841F	194581-5
	Grip base set	DHR202, DHR241, DHR263, DHR264, HR2470, HR2470F, HR2475	194582-3
	Grip base set	HR2230, HR2460	194583-1
	Side grip set	HR166D	191D07-2
	Side handle set	DHR400, HR005G, HR4003C, HR4013C	196792-8

Anchor setting rod



Size	Part No.		
NO.2	765014-3, 765016-9	NO.3	765018-5
NO.2.5	765015-1, 765017-7	NO.4	765019-3

Oil supply, grease vessel

Designed to keep the shank of the bit lubricated for more efficient results.



Shape	Description	Model No.	Size	Part No.
	Grease vessel set	DHR202, HK0500, HR140D, HR166D, HR2230, HR2460, HR2470, HR2470F, HR2470FT, HR2470T, HR2800, HR2810, HR2810T, HR2811F, HR2811FT, HR3200C, HR3210C, HR3210FCT, HR3530, HR3540C, HR3541FC, HR4002, HR4501C, HR4511C	95 ml	181573-3
-	Grease vessel set	DHR202, HK0500, HR166D, HR2230, HR2460, HR2470, HR2470F, HR2470FT, HR2470T, HR2800, HR2810, HR2810T, HR2811F, HR2811FT, HR4002, HM1203C, HM1213C, HM1214C, HR2475, HR3200C, HR3210C, HR3210FCT	-	183126-4
	Grease vessel set	DHR202, HK0500, HR166D, HR2230, HR2460, HR2470, HR2470F, HR2470FT, HR2470T, HR2800, HR2810, HR2810T, HR2811F, HR2811FT, HR4002, HM1203C, HM1213C, HM1214C, HR2475, HR3200C, HR3210C, HR3210FCT	100 ml	194659-4
	Grease vessel set	DHK180, DHR242, DHR243, DHR263, DHR264, DHR280, DHR281, DHR282, DHR283, DHR400, HM001G, HM002G, HM0870C, HM0871C, HM1101C, HM1111C, HM1203C, HM1205C, HM1213C, HM1214C, HR001G, HR002G, HR003G, HR004G, HR005G, HR006G, HR007G, HR2300, HR2320T, HR2475, HR2600, HR2601, HR2630, HR2630T, HR2631F, HR2631FT, HR2641, HR3001C, HR3011FC, HR3012FC, HR3200C, HR3210C, HR3210FCT, HR3540C, HR3541FC, HR4002, HR4003C, HR4013C, HR4501C, HR4510C, HR4511C, HR5202C, HR5212C	100 ml	194683-7
	Grease vessel set	HK0500, HR3200C, HR3210C, HR3210FCT, HR3540C, HR3541FC	100 ml	198993-4
	Grease vessel set	HK0500, HR3200C, HR3210C, HR3210FCT, HR3540C, HR3541FC	30 ml	197793-9
	Oil vessel set	DHK180, DHR400, HK0500, HK1810, HK1820, HM001G, HM002G, HM0810, HM0810B, HM0810T, HM0830, HM0870C, HM0871C, HM1101C, HM1111C, HM1201, HM1203C, HM1205C, HM1213C, HM1214C, HM1307C, HM1307CB, HM1317C, HM1317CB, HM1501, HM1502, HM1511, HM1512, HM1802, HM1812, HR005G, HR006G, HR2230, HR2460, HR2470, HR2470F, HR2470FT, HR2470T, HR2800, HR2810, HR2810T, HR2811F, HR2811FT, HR3001C, HR3011FC, HR3012FC, HR3200C, HR3210C, HR3210FCT, HR3530, HR3540C, HR3541FC, HR4002, HR4003C, HR4013C, HR4030C, HR4041C, HR4501C, HR4510C, HR4511C, HR5202C, HR5212C	30 ml	181490-7
-	Oil vessel set (Eac)	DHK180, DHR400, HM001G, HM002G, HM0870C, HM0871C, HM1101C, HM1111C, HM1203C, HM1213C, HM1214C, HM1307C, HM1307CB, HM1317C, HM1317CB, HM1501, HM1502, HM1511, HM1512, HR005G, HR006G, HR2800, HR2810, HR2811F, HR2811FT, HR3200C, HR3210C, HR3210FCT, HR3540C, HR3541FC, HR4003C, HR4013C, HR4501C, HR4510C, HR4511C, HR5202C, HR5212C	30 ml	183D90-3
-	Oil vessel set	DHR171, DHR182, DHR202, DHR241, DHR242, DHR243, DHR263, DHR264, DHR280, DHR281, DHR282, DHR283, HR001G, HR002G, HR003G, HR004G, HR140D, HR166D, HR1840, HR1841F, HR2230, HR2300, HR2320T, HR2460, HR2470, HR2470F, HR2470FT, HR2470T, HR2475, HR2600, HR2601, HR2630, HR2630T, HR2631F, HR2631FT, HR2641, HR2652, HR2653, HR2653T, HR2663	30 ml	195127-0

Hammer drilling/chiselling

Hammer service kit

Essential for effective hammer maintenance



Model No.	Part No.
DHK180	191C39-3
HR3001C, HR3011FC	191F03-2
HR3012FC	191F05-8
HR5202C, HR5212C	191K75-7
HM1501, HM1502, HM1511, HM1512	191M24-6
HR005G	191N29-2
HM001G	191N57-7
HM0810, HM0810T	193242-4
HK1810	193394-1
HK0500	193397-5
HM1307C, HM1307CB, HM1317C, HM1317CB	195103-4
HR2300, HR2600	195105-0
HR2320T, HR2630T	195106-8
HR2601	195107-6
HR2631FT, HR2653T	195108-4
HR2475	195109-2
HM0870C, HM0871C	195113-1
HM1203C, HM1205C, HM1213C, HM1214C	195114-9
HR2475	195116-5
DHR263, DHR264	195189-8
HR3540C, HR3541FC	195192-9
DHR202, DHR241	195193-7
HK1820	195194-5
HR4002	195195-3
HR3200C, HR3210C, HR3210FCT	195199-5
HM0830	195200-6
HM1306	195203-0
HR2800, HR2810, HR2810T, HR2811F, HR2811FT	195206-4
HR4030C	195207-2
DHR165	195208-0

Model No.	Part No.
HR4041C	195209-8
HR4501C, HR4510C, HR4511C	195210-3
HR3530	195211-1
HM1306	195212-9
HM1101C, HM1111C	195260-8
HR2230, HR2460, HR2470, HR2470F, HR2470FT, HR2470T	195263-2
DHR242, DHR281, DHR283, HR002G, HR004G	195833-7
DHR243	195834-5
HR5202C, HR5212C	196865-7
HR2641, HR2663	196965-3
HR2641, HR2663	196966-1
HR2631F, HR2653	196967-9
HR2630, HR2652	196968-7
HM1802, HM1812	197127-6
DHR400, HR4003C, HR4013C	197298-9
DHR171, HR140D, HR166D	198564-7
HR1840, HR1841F	198626-1
HR1840, HR1841F	198627-9
HR1840, HR1841F	198628-7
DHR280, DHR282, HR001G, HR003G	199233-3
HR010G, DHR182	199544-6
DHK180	191C40-8
HR3001C, HR3011FC	191F04-0
DHR400, HR4003C, HR4013C	191G90-7
HR5202C, HR5212C	191K76-5
HR005G	191N30-7
HM001G	191N56-9
HR006G	191N80-2
DHR182	199545-4

Inner flange & Lock nut

(For depressed center wheel, diamond wheel and Cutting wheel)

* Ezynut (Toolless Lock nut) 20 pcs. set :195462-6

* Do not use Ezynut with Makita Super Flange or Makita angle grinder with "F" on the end of the model No. Those flanges are so thick that the entire threaded cannot be retained by the spindle. Applicable models: Makita 180mm/230mm angle grinders, and following models equipped with M14 spindle

Wheel size	Brake	Models	Spindle thread	for Depressed center wheel (Type:27, 28, 29)			for Abrasive cut-off wheel (Type:42)			for Diamond cut-off wheel			Lock nut		Ezynut (Toolless Lock nut)	
				Sizs	Arbor size (mm)	Inner flange Part No.	Size	Arbor size (mm)	Inner flange Part No.	Outer flange Part No.	Size	Arbor size (mm)	Inner flange Part No.	Size		Part No.
															Part No.	
100mm	Without Brake System		M10x1.5	30	16	224314-5	30	16	224314-5	-	30	16/20	224314-5	30	224559-5	-
			M10x1.25	30	16	224270-9	30	16	224270-9	-	30	16/20	224270-9	10-30	224578-1	-
			M10x1.25	35	16 (5/8")	224377-1	35	16 (5/8")	224377-1	-	35	16 (5/8")	224377-1	10-35	224573-1	-
			M10x1.5	29	16	224491-3	29	16	224491-3	-	29	16/20	224491-3	10-29	224493-9	-
			M10x1.5	30	15/16	224407-8	30	15/16	224407-8	-	30	15/16	224407-8	30	224559-5	-
	With Brake System		M10x1.5	30	16	224483-2	30	16	224483-2	-	30	16/20	224483-2	30	224559-5	-
115mm/125mm	Without Brake System	-	M14x2 (DIN)	45		224490-5	45	22.23 (7/8")	224490-5	-	45	22.23 (7/8")	224490-5	14-45	224485-8 224554-5	*195354-9
		Super Flange		47		192227-7	47	22.23 (7/8")	192227-7	-	47	22.23 (7/8")	192227-7	14-45	224485-8 224554-5	-
				45	22.23 (7/8")	191W78-3	45	22.23 (7/8")	191W78-3	-	45	22.23 (7/8")	191W78-3	5/8-45	224568-4	-
				45	22.23 (7/8")	224490-5	45	22.23 (7/8")	224490-5	-	42	22.23 (7/8")	224490-5	14-45	224485-8 224554-5	*195354-9
				42	22.23 (7/8")	224415-9	42	22.23 (7/8")	224415-9	-	42	22.23 (7/8")	224415-9	14-45	224485-8 224554-5	*195354-9
				45	22.23 (7/8")	224490-5	45	22.23 (7/8")	224490-5	-	45	22.23 (7/8")	224490-5	14-45	224485-8 224554-5	*195354-9
	With Brake System	-	M14x2 (DIN)	42B	22.23 (7/8")	224447-6	42B	22.23 (7/8")	224447-6	-	42B	22.23 (7/8")	224447-6	14-45	224485-8 224554-5	*195354-9
		-	5/8"-11 UNC	45B	22.23 (7/8")	224448-4	45	22.23 (7/8")	224448-4	-	45B	22.23 (7/8")	224448-4	5/8-45	224568-4	-
150mm	Without Brake System	-	M14x2 (DIN)	42	22.23 (7/8")	224415-9	42	22.23 (7/8")	224415-9	-	42	22.23 (7/8")	224415-9	14-45	224485-8 224554-5	*195354-9
		Super Flange	M14x2 (DIN)	47	22.23 (7/8")	192227-7	47	22.23 (7/8")	192227-7	-	47	22.23 (7/8")	192227-7	14-45	224554-5	-
		-	5/8"-11 UNC	82	22.23 (7/8")	224602-0	45	22.23 (7/8")	191W78-3	-	45	22.23 (7/8")	191W78-3	5/8-45	224568-4	-
		-	5/8"-11 UNC	45	22.23 (7/8")	191W78-3	45	22.23 (7/8")	191W78-3	-	45	22.23 (7/8")	191W78-3	5/8-45	224568-4	-
		-	M14x2 (DIN)	42	22.23 (7/8")	224490-5	42	22.23 (7/8")	224490-5	-	42	22.23 (7/8")	224490-5	14-45	224485-8 224554-5	*195354-9
		-	M14x2 (DIN)	45	22.23 (7/8")	224415-9	45	22.23 (7/8")	224490-5	-	45	22.23 (7/8")	224490-5	14-45	224485-8 224554-5	*195354-9
180mm / 230mm	Without Brake System	-	M14x2 (DIN)	42	22.23 (7/8")	224415-9	42	22.23 (7/8")	224415-9	-	42	22.23 (7/8")	224415-9	14-45-8.5 14-45-8.5 14-45-11	224485-8 224554-5 224543-0	*195354-9
		-	M14x2 (DIN)	45	22.23 (7/8")	224490-5	45	22.23 (7/8")	224490-5	-	45	22.23 (7/8")	224490-5	14-45-8.5 14-45-8.5 14-45-11	224485-8 224554-5 224543-0	*195354-9
		Super Flange	M14x2 (DIN)	47	22.23 (7/8")	192227-7	47	22.23 (7/8")	192227-7	-	47	22.23 (7/8")	192227-7	14-45-8.5 14-45-8.5 14-45-11	224485-8 224554-5 224543-0	-
		-	5/8"-11 UNC	89	22.23 (7/8")	224317-9	5/8-78	22.23 (7/8")	224255-5	224256-3	45	22.23 (7/8")	191W78-3	5/8-45	224568-4 224486-6	-
		-	5/8"-11 UNC	45	22.23 (7/8")	191W78-3	45	22.23 (7/8")	191W78-3	-	45	22.23 (7/8")	191W78-3	5/8-45	224568-4 224486-6	-
		-	M14x2 (DIN)	42	22.23 (7/8")	224415-9	14-78	22.23 (7/8")	224257-1	224256-3	42	22.23 (7/8")	224415-9	14-45-8.5 14-45-8.5 14-45-11	224485-8 224554-5 224543-0	-
		-	M14x2 (DIN)	45	22.23 (7/8")	224490*5	45	22.23 (7/8")	224490-5	-	45	22.23 (7/8")	224490*5	14-45-8.5 14-45-8.5 14-45-11	224485-8 224554-5 224543-0	*195354-9
		-	M16	40	22	224029-4	40	22	224029-4	-	40	22	224029-4	16-40	224521-0	-
		Super Flange	M16	47	22	122482-7	47	22	122482-7	-	47	22	122482-7	16-45	224487-4 224546-4	-
			M14x2 (DIN)	-	-	-	-	-	-	-	47	22.23 (7/8")	192227-7	14-45-8.5	224485-8 224554-5	-
			For Dust collection wheel guard type D (Super Flange)	5/8"-11 UNC	-	-	-	-	-	-	47	22.23 (7/8")	126601-7	5/8-45	224568-4 224486-6	-
				M16x2	-	-	-	-	-	-	47	22	192431-8	16-45	224487-4 224546-4	-
With Brake System	GA7070, GA7071, GA9070, GA9071	M14 x 2 (DIN)	42B	22.23 (7/8")	224447-6	42B	22.23 (7/8")	224447-6	-	42B	22.23 (7/8")	224447-6	14-45-8.5	224485-8 224554-5	*195354-9	
		5/8"-11 UNC	89	22.23 (7/8")	224500-8	5/8-78	22.23 (7/8")	224589-6	224256-3	45B	22.23 (7/8")	224448-4	5/8-45	224568-4 224486-6	-	
		5/8"-11 UNC	45B	22.23 (7/8")	224448-4	45B	22.23 (7/8")	224448-4	-	45B	22.23 (7/8")	224448-4	5/8-45	224568-4 224486-6	-	
		M14 x 2 (DIN)	42B	22.23 (7/8")	224447-6	14-78	22.23 (7/8")	224499-7	224256-3	42B	22.23 (7/8")	224447-6	14-45-8.5	224485-8 224554-5	*195354-9	
		M14 x 2 (DIN)	45B	22.23 (7/8")	224488-2	45B	22.23 (7/8")	224488-2	-	45B	22.23 (7/8")	224488-2	14-45-8.5	224485-8 224554-5	*195354-9	
		GA7070, GA7071, GA9070, GA9071 + Dust collection wheel guard type D (Super Flange)	M14 x 2 (DIN)	-	-	-	-	-	-	-	45CC	22.23 (7/8")	EU : 198678-2 198675-8	14-45-8.5	224485-8 224554-5	-
		5/8"-11 UNC	-	-	-	-	-	-	45CA	22.23 (7/8")	198676-6	5/8-45	224568-4 224486-6	-		

Grinding/Sanding/Polishing

Cordless Models

* Ezynut (Toolless Lock nut) 20 pcs. set :195462-6

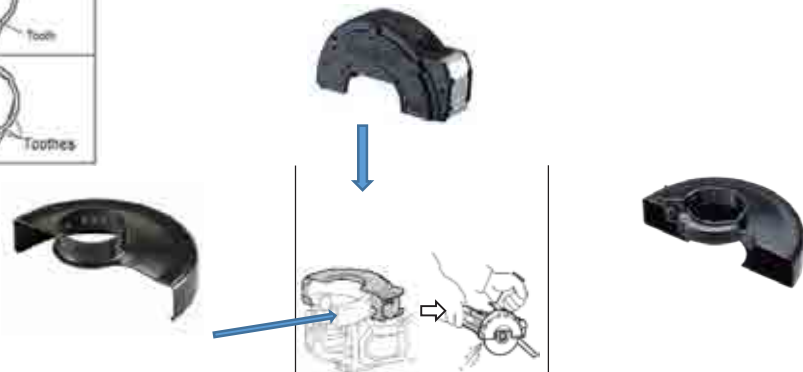
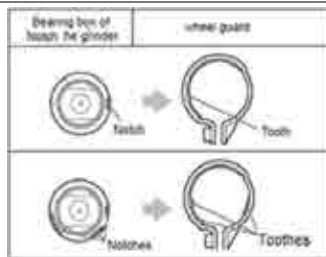
* Do not use Ezynut with Makita Super Flange Those flanges are so thick that the entire threaded cannot be retained by the spindle.

Applicable models: Makita 180mm/230mm angle grinders, and following models equipped with M14 spindle

Wheel size	Brake	Models	Spindle thread	for Depressed center wheel (Type:27, 28, 29)			for Abrasive cut-off wheel (Type:42)				for Diamond cut-off wheel			Lock nut		Ezynut (Toolless Lock nut) Part No.	
				Size	Arbor size (mm)	Inner flange Part No.	Size	Arbor size (mm)	Inner flange Part No.	Outer flange Part No.	Size	Arbor size (mm)	Inner flange Part No.	Size	Part No.		
																	Size
100mm	Without Brake System		M10 x 1.5	30	16	224314-5	30	16	224314-5	-	30	16/20	224314-5	10-30	224559-5	-	
			M10 x 1.5	29	16	224491-3	29	16	224491-3	-	29	16/20	224491-3	10-29	224610-1	-	
			M10 x 1.5	30	15/16	224407-8	30	15/16	224407-8	-	30	15/16	224407-8	10-30	224559-5	-	
	With Brake System		M10 x 1.5	30	16	224483-2	30	16	224483-2	-	30	16/20	224483-2	10-30	224559-5	-	
			M10 x 1.5	29B	16	224492-1	29B	16	224492-1	-	29B	16	224492-1	10-29	224610-1	-	
			M10 x 1.5	30B	15	224452-3	30B	15	224452-3	-	30B	15/20	224452-3	10-30	224559-5	-	
115mm/ 125mm	Without Brake System	Super Flange	M14 x 2 (DIN)	45	22.23 (7/8")	224490-5	45	22.23 (7/8")	224490-5	-	45	22.23 (7/8")	224490-5	14-45	224485-8 224554-5	*195354-9	
				42	22.23 (7/8")	224415-9	42	22.23 (7/8")	224415-9	-	42	22.23 (7/8")	224415-9	14-45	224485-8 224554-5	*195354-9	
				47	22.23 (7/8")	192227-7	47	22.23 (7/8")	192227-7	-	47	22.23 (7/8")	192227-7	14-45	224485-8 224554-5	-	
				45	22.23 (7/8")	224490-5	45	22.23 (7/8")	224481-6	-	45	22.23 (7/8")	224481-6	14-45	224485-8 224554-5	*195354-9	
				42B	22.23 (7/8")	224447-6	42B	22.23 (7/8")	224447-6	-	42B	22.23 (7/8")	224447-6	14-45	224485-8 224554-5	*195354-9	
				45B	22.23 (7/8")	224488-2	45B	22.23 (7/8")	224488-2	-	45B	22.23 (7/8")	224488-2	14-45	224485-8 224554-5	*195354-9	
	With Brake System		M14 x 2 (DIN)	42B	22.23 (7/8")	224447-6	42B	22.23 (7/8")	224447-6	-	42B	22.23 (7/8")	224447-6	14-45	224485-8 224554-5	*195354-9	
				45B	22.23 (7/8")	224488-2	45B	22.23 (7/8")	224488-2	-	45B	22.23 (7/8")	224488-2	14-45	224485-8 224554-5	*195354-9	
				42B	22.23 (7/8")	224447-6	42B	22.23 (7/8")	224447-6	-	42B	22.23 (7/8")	224447-6	14-45	224485-8 224554-5	*195354-9	
				5/8"-11 UNC	45	22.23 (7/8")	191W78-3	45	22.23 (7/8")	191W78-3	-	45	22.23 (7/8")	191W78-3	5/8-45	224568-4 224486-6	-
				5/8"-11 UNC	45B	22.23 (7/8")	224448-4	45	22.23 (7/8")	224448-4	-	45B	22.23 (7/8")	224448-4			-
				5/8"-11 UNC	45B	22.23 (7/8")	224448-4	45B	22.23 (7/8")	224448-4	-	45B	22.23 (7/8")	224448-4	5/8-45	224485-8 224554-5 224486-6	-
150mm	Without Brake System		M14 x 2 (DIN)	45B	22.23 (7/8")	224488-2	45B	22.23 (7/8")	224488-2	-	45B	22.23 (7/8")	224488-2	14-45	224485-8 224554-5	*195354-9	
				5/8"-11 UNC	45B	22.23 (7/8")	224448-4	45B	22.23 (7/8")	224448-4	-	45B	22.23 (7/8")	224448-4	5/8-45	224485-8 224554-5 224486-6	-
	With Brake System		M14 x 2 (DIN)	M14 x 2 (DIN)	42B	22.23 (7/8")	224447-6	42B	22.23 (7/8")	224447-6	-	42B	22.23 (7/8")	224447-6	14-45	224485-8 224554-5	*195354-9
				M14 x 2 (DIN)	42B	22.23 (7/8")	224447-6	14-78	22.23 (7/8")	224499-7	224256-3	42B	22.23 (7/8")	224447-6	14-45	224485-8 224554-5	*195354-9
				M14 x 2 (DIN)	45B	22.23 (7/8")	224488-2	45B	22.23 (7/8")	224488-2	-	45B	22.23 (7/8")	224488-2	14-45	224485-8 224554-5	*195354-9
				5/8"-11 UNC	89	22.23 (7/8")	224500-8	5/8-78	22.23 (7/8")	224589-6	224256-3	45B	22.23 (7/8")	224448-4	5/8-45	224568-4 224486-6	-
				5/8"-11 UNC	45B	22.23 (7/8")	224448-4	45B	22.23 (7/8")	224448-4	-	45B	22.23 (7/8")	224448-4	5/8-45	224568-4 224486-6	-
				M16 x 2	46B	22	224595-1	46	22	224595-4	-	46	22	224595-4	16-45	224487-4	-
				M14 x 2 (DIN)	-	-	-	-	-	-	-	45CC	22.23 (7/8")	EU : 198678-2 198675-8	14-45	224485-8 224554-5	-
				5/8"-11 UNC	-	-	-	-	-	-	-	45CA	22.23 (7/8")	198676-6	5/8-45	224568-4 224486-6	-
M16 x 2	-	-	-	-	-	-	-	42CB	22	198677-4	16-45	224487-4	-				

Wheel guard

Bearing box type



Toolless type

**UP to 180mm size cup diamond wheel

***Inner flange 45CA/42CB/45CC is also necessary.

****Inner flange 47(P/N:122482-7) is also necessary.

*****Inner flange 47(P/N:126601-7) is also necessary.

*****Wheel Size own 125mm→115mm

***** Lo profile type

Wheel size	Models	Bearing box type	for Depressed center wheel (Type:27, 28)Strip disk		Attachment for Abrasive cut-off wheel	for Abrasive cut-off wheel (Type:42)	
			Type	Part No.	Part No.	Type	Part No.
100mm	Triple notches		Toolless 100K	122893-6	---	Standard 100C	122909-7
			Standard 100AK	125885-4	191V54-1		
			Standard 100K	122885-5 *****	---		
	Single notch		Standard 100	125266-2*****	---	Standard 100	192626-3
			Standard 100	154755-0*****	---	Standard 100	164910-6
5 notches		New Toolless 100	347478-9 / 141P42-2	191V54-1	New Toolless 100C	162555-4*	

Wheel size	Models	Bearing box type	for Depressed center wheel (Type:27, 28)Strip disk		Attachment for Abrasive cut-off wheel	for Abrasive cut-off wheel (Type:42)	
			Type	Part No.	Part No.	Type	Part No.
115mm		Triple notches	Toolless 115AK	123144-0	199709-0	Standard 115CK	122910-2
			Standard 115AK	123098-1	199709-0		
		Single notch	Toolless 115	135107-4	---	Standard 115	122642-1
			Standard 115	125267-0	---		
		5 notches	New Toolless115	347479-7 / 141P44-8	---	New Toolless 115C	162556-2
5 notches	New Toolless 115L	140N42-7*****	---	New Toolless 115CL	140N44-3		
125mm		Triple notches	Toolless 125AK	123145-8	199710-5	Toolless 125CK	122905-5
			Standard 125AK	123099-9	199710-5	Standard 125CK	122911-0
			Standard 125K	122887-1	---	---	---
		Single notch	Toolless 125	163474-7	---	---	---
		5 notches	New Toolless 125	347480-2	---	New Toolless 125C	162557-0
5 notches	New Toolless 125L	140N43-5	199710-5	New Toolless 125CL	140N45-1		
150mm		Triple notches	Toolless 150AK	123146-6	191V56-7 191X09-8	Standard 150CK	122912-8
			Standard 150AK	123230-7	191V56-7 191X09-8		
		Single notch	Toolless 150	135110-5	---	Standard 150BC	143190-7
		Twin notches	Standard 150	135192-7	---	---	---
5 notches	New Toolless 150	347776-1/ 141P47-2	191V57-5 191X09-8	New Toolless 150C	140X62-1		
180mm		Triple notches	Toolless 180K	122846-5	---	Standard 180CK	122914-4
			Standard 180K	122889-7	---		
		Single notch	Toolless 180	163446-2	---	---	---
			Standard 180	165215-7	---	---	---
Twin notches	Standard 180	154674-0	---	---	---		
230mm		Triple notches	Standard 230K	122891-0	---	Standard 230CK	122913-6
			Toolless 230K	122847-3	---		
		9069	Single notch	Standard 230	165216-5	---	---
		GA9010C	Single notch	Toolless 230	163445-4	---	---
	Twin notches	Standard 230	154672-4	---	---		

Cordless Models

Wheel size	Bearing box type	for Depressed center wheel (Type:27, 28)Strip disk		Attachment for Abrasive cut-off wheel	for Abrasive cut-off wheel (Type:42)	
		Type	Part No.	Part No.	Type	Part No.
100mm	Triple notches	Standard 100AK	125885-4	191V54-1	Standard 100CK	122909-7
		Toolless 100K	122893-6	---		
5 notches	New Toolless 100	347478-9	191V54-1	New Toolless 100C	162555-4	
115mm	Triple notches	Standard 115AK	123098-1	199709-0	Standard 115CK	122910-2
		Toolless 115AK	123144-0	199709-0		
5 notches	New Toolless 115	347479-7	---	New Toolless 115C	162556-2	
125mm	Triple notches	Standard 125AK	123099-9	199710-5	Standard 125CK	122911-0
		Toolless 125AK	123145-8	199710-5		
5 notches	New Toolless 125	347480-2	---	New Toolless 125C	162557-0 / 140N45-1	
150mm	5 notches	New Toolless 150	347776-1	191V57-5 / 191X09-8	New Toolless 150C	140X62-1
		New Toolless 150C	347808-4	191V57-5 / 191X09-8		
180mm	Triple notches	Toolless 180K	122846-5	---	Standard 180CK	122914-4
		Standard 180K	122889-7	---		
	Triple notches	Toolless 180K	122846-5	---	Standard 180CK	122914-4
		Standard 180K	122889-7	---		
Triples notches	Toolless 180F	127713-9	---	Standard 180CK	122914-4	
230mm	Triple notches	Standard 230K	122891-0	---	Standard 230CK	122913-6
		Toolless 230K	122847-3	---		
	Triples notches	Standard 230F	127714-7	---	Standard 230CK	122913-6

Wheel guard for X-LOCK Models

Wheel size	Bearing box type	Attachment for Abrasive cut-off wheel		Attachment for Abrasive cut-off wheel	for Abrasive cut-off wheel	
		Type	Part No.	Part No.	Type	Part No.
100mm	X-LOCK	New Toolless 100	141L25-8	191V54-1	New Toolless 100C	162706-9
115mm	X-LOCK	New Toolless 115	141126-6 / 347617-1	199709-0	New Toolless 115C	162707-7
125mm	X-LOCK	New Toolless 125	141L27-4 / 347618-9	199710-5	New Toolless 125C	162708-5

Grinding/Sanding/Polishing

Dust collection wheel guard



Wheel size	Bearing box type	for Diamond wheel		for cup diamond wheel	NEW for cup diamond wheel
		Type	Part No.	Part No.	Part No.
100mm	Triple notches	A	198414-6	191V54-1	162706-9
		C	199294-3	199709-0	162707-7
	Single notch	A	198413-8	199710-5	162708-5
		C	199295-1	--	--
		A	192212-0	--	--
125mm	Triple notches	A	198416-2	195238-1 / 195239-9(EU)	191W06-8
		C	196845-3		
	Single notch	A	198415-4	195237-3 / 195250-1	--
		B	192968-5 / 192972-4		--
		C	196846-1		--
	5 notches New Toolless	C	191G06-2	191F81-2	191W05-0
X-lock	C	191G05-4	--	--	
180mm	Triple notches	D	198514-2	195384-0 / 195385-5	191X44-6
	Single notch / Twin notches	B	194303-3	195388-2	--
230mm	Triple notches	D	198379-2 / 198440-5(EU)	195384-0 / 195385-8	191X44-6
	Single notch / Twin notches	B	194044-1	--	--
	Twin notches	D	198380-7	195387-4 / 195388-2	--

Wheel guard for wire brush



For Models	Bearing box type	For wire cup brush		For wire bevel brush	
		Cup size	Part No.	Size	Part No.
00mm Angle grinder	Single notch	75mm	192454-6	85mm	192412-2
15mm Angle grinder		90mm	193066-8	---	---

Side Grip and Loop handle for Angle Grinder

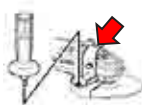


Angle grinder
*Grip attachment set

Wheel size	Models	Thread size	Standard	Rubbierized	Anti vibration
100mm/ 115mm/ 125mm/ 150mm	Except Model 9005B 9005BZ 9005N 9015B 9006N	M8	153489-2/ 152490-4 / 153504-2 / 1910X5-0	158237-4	194514-0
125mm/ 150mm	9005B 9005BZ 9005N 9015B 9006N	M12	152492-0	---	---
180mm/ 230mm	GA7911	M12	152492-0	---	---
	Except Model GA7911	M14	152539-0	---	194543-3

Loop handle and Grip attachment set Angle Grinder

*Grip attachment set



Wheel size	Models	Loop handle
125mm/ 150mm	GA5010 GA5020 GA5020C GA5021 GA5021C GA5020C GA6010 GA6011 GA6020 GA6020C GA6021 GA6021C GA6020C	194483-5
180mm/ 230mm	GA7020 GA7020R GA7020S GA7030 GA7030R GA7030S GA7031 GA7040 GA7040R GA7040S GA7021 GA9020 GA9020R GA9020S GA9030 GA9030R GA9030S GA9031 GA9040 GA9040R GA9040S	*194684-5

Grip, Loop handle



Polisher / Sander / Concrete planer / Random orbit sander / Belt sander

	Models	Thread size	without handguard For polishing	standard	Rubberized	Anti vibration	Loop handle	Front grip
Angle sander	SA4540C SA5040C	M8	---	153489-2	---	194514-0	---	---
	SA7000 SA7000C PK5011C	M14	---	152539-0	---	194543-3	---	---
	PK5001C	M8	---	152490-4	---	---	---	418507-6
Disc sander / Polisher	GV5010 GV6010 GV7000 GV7000C	M10	---	152491-2	---	---	---	---
	PV001G	M8	---	158237-4	---	413F67-9	---	---
	9237C	M8	---	153489-2	---	---	455292-0	---
	9237CB	M8	273514-4	152490-4	---	---	455293-8	---
	PV7001C	M10	273499-4	152491-2	---	---	---	---
	PV7000C	M10	273649-1	---	---	---	---	---
	9218PB 9218PBL / 9218SB	M12	---	152492-0	---	---	---	---
Stone polisher	PW5000C PW5001C	M8	---	152490-4	---	---	---	418507-6
	PV301D, DPV300	M8	140X75-2	---	---	---	PV301D	M8
Concrete planer	PC5000C	M8	---	---	---	---	194483-5 *with bolt & wrench	---
	PC5001C	M8	---	---	---	---	---	273529-1
Random orbit sander	BO6040	M8	---	152490-4	---	---	---	---
	BO6050	M8	---	143328-4	---	---	---	---
	PO5000C PO6000C DPO500 DPO600	M8	---	---	198043-5 198044-3	---	---	---
Belt sander	9031	M8	---	152490-4	---	---	---	---

Lock nut and Rubber pad for Angle grinder



Angle grinder & Cordless Angle grinder

Wheel size	Spindle thread	Rubber pad			Sanding lock nut		Lock nut wrench	
		Pad Size (mm)	Max. rpm	Parts No.	Size (mm)	Parts No.	Size	Part No.
100mm	M10 x 1.5	76	13,700	743009-6	30	224502-4	20	782401-1, 782420-7
100mm (9500N)	M10 x 1.25	76	13,700	743009-6	30	224501-6	20	782401-1
115mm	M14 x 2 (DIN)	100	12,000	743036-3	48	224515-5	28/35	782412-6, 782424-9/ 782407-9, 782423-1
	5/8"-11UNC	100	12,000	743036-3	48	224517-1	28	782412-6, 782424-9
125mm	M14 x 2(DIN)	115	12,000	743015-1	48	224515-5	28/35	782412-6, 782424-9/ 782407-9, 782423-1
	5/8"-11UNC	115	12,000	743015-1	48	234517-1	28	782412-6, 782424-9
150mm	M14 x 2(DIN)	125	10,950	743016-9	48	224515-5	28/35	782412-6, 782424-9/ 782407-9, 782423-1
	5/8"-11UNC	125	10,950	743016-9	48	234517-1	28	782412-6, 782424-9
180mm - 230mm	M14 x 2(DIN)	170	8,500	743012-7	48	224515-5	28/35	782412-6/ 782407-9
	5/8"-11UNC	170	8,500	743012-7	48	234517-1	28	782412-6
	M16	170	8,500	743012-7	48	224523-6	28/35	782412-6/ 782407-9

Lock nut, Rubber pad and Hook & loop Pad for Sanding or Polishing



Models	Spindle thread	Rubber pad							Hook & loop Pad				
		pad			Sanding lock nut		Lock nut wrench		Pad type	Pad Size (mm)	Max. rpm	Parts No.	
		Pad Size (mm)	Max. rpm	Parts No.	Size (mm)	Parts No.	Size	Part No.					
Angle sander / Disc sander / Sander-polisher / Polisher	PK5011C	M14 x 2(DIN)	115	12,000	743015-1	48	224515-5	28/ 35	782412-6 / 782407-9	---	---	---	---
	PK5001C	5/8"-11UNC	115	12,000	743015-1	48	224517-1	28	782412-6	---	---	---	---
	SA4540C	5/8"-11UNC	100	12,000	743036-3	48	224517-1	28	782412-6, 782424-9	Hook & loop	105	8,000	743062-2
	SA5040C	M14 x 2(DIN)	115	12,000	743015-1	48	224515-5	28/ 35	782412-6, 782424-9/ 782407-9, 782423-1	Hook & loop	115	8,000	743061-4 743060-6(EU)
	SA7000/C GV7000/ C 9207SPB 9218SB/PB/ PBL	M14 x 2(DIN)	170	8,500	743012-7	48	224515-5	28/ 35	782412-6/ 782407-9	---	---	---	---
		5/8"-11UNC	170	8,500	743012-7	48	224517-1	28	782412-6	---	---	---	---
		M16	170	8,500	743012-7	48	224523-6	28/ 35	782412-6/ 782407-9	---	---	---	---
		M14 x 2(DIN)	170	8,500	743012-7	48	224515-5	28/ 35	782412-6/ 782407-9	Hook & loop	165	4,000	743053-3
		5/8"-11UNC	170	8,500	743012-7	48	224517-1	28	782412-6	Hook & loop	165	4,000	743052-5
		M16	170	8,500	743012-7	48	224523-6	28/ 35	782412-6/ 782407-9	Hook & loop	165	4,000	743054-1
Stone polisher	PW5000C PW5001C	M14 x 2 (DIN)	---	---	---	---	---	---	---	Hook & loop	96	6,000	743080-0

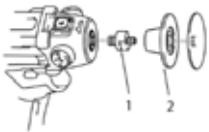
Grinding/Sanding/Polishing

Plastic pad / Sponge pad for Disc sander GV6010 and GV5010



Models		Plastic pad							Sponge pad for PSA (Pressure Sensitive Adhesive)		
		Pad			Clamp screw		Countersunk washer		Pad Size (mm)	Screw thread	Parts No.
		Pad Size (mm)	Max. rpm	Parts No.	Size	Parts No.	Size (mm)	Parts No.			
Disc sander	GV5010	120	5,000	743025-8	M8x20	265812-0	35	253951-8	---	---	---
	GV6010	120	5,000	743025-8	M8x20	265812-0	35	253951-8	147	M8	743033-9

Sanding pad for Twist-on/twist-off system



Models		Rubber pad for Twist-on/twist-off system								
		1. Adapter for Rubber pad				2. Rubber pad				
		Thread size	Thread size	Wrench Size	Parts No.	Pad type	Thread size	Pad Size (mm)	Max. rpm	Parts No.
DPV300 PV301D	5/8"-24 UNF	1/4"-20 UNC	13	743126-2	For Twist-on/twist-off system	1/4"-20 UNC	50	16,000	743124-6	

Polishing pad for models DPV300 & PV301D



Models		1. Hook & loop Pad				2. Polishing Pad / Wool pad		
		Pad type	Thread size	Pad Size (mm)	Max. rpm	Parts No.	Pad type	Size (mm)
DPV300 PV301D	Hook & loop	5/8"-24 UNF	75	16,000	743125-4	Sponge pad for applying wax Color : White	80	191N91-7
						Sponge pad for polishing Color : Yellow	80	191N90-9
						Wool pad (For high gloss polishing)	80	191N92-5



Grinding/Sanding/Polishing

Lock nut wrench, Lock nut release socket

Lock nut wrench



Lock nut release socket
(Square drive :1/2"(12.7mm))

Type	For Model	Size	Part No.
Lock nut wrench	All 100mm	20	782401-1
	All 100mm	20	782420-7
	115 / 125mm	35	782423-1
	115 / 125mm Models for North America	28	782424-9
	DIN&Old type	28	782412-6
	180 / 230mm	35	782407-9
Lock nut release socket	Models for North America	28	194306-7
	180 / 230mm	35	194305-9

Hook & loop pad

Use with pre-punched abrasive disc.



Model No.	Size	Type	Part No.
DPO500, DPO600 PO5000C, PO6000C	100mm	Hook & loop pad	197925-8
	125mm	Hook & loop pad	197922-4
	150mm	Hook & loop pad	197928-2
DBO140 DBO180 BO5030 BO5031 BO5040 BO5041	123mm	Hook & loop pad	197468-0
BO6050	130mm	Hard For polishing	197317-1
	150mm	Hard For coarse sanding	197315-5
	150mm	Soft For general sanding	197314-7
	150mm	Super Soft For fine sanding	197316-3
BO6030	150mm	Hard For coarse sanding	196685-9
	150mm	Soft For general sanding	196684-1
	150mm	Super Soft For fine sanding	196686-7



Model No.	Size	Type	Part No.
DSL801	220mm	Soft black hook & loop pad (1+2 set)	199938-5
	210mm	Medium gray hook & loop pad (1+2 set)	199939-3
	210mm	Hard gray hook & loop pad (1+2 set)	199940-8

Felt pad

(For removing wax)
(Use with hook & loop type Backing pad)



Model No.	Disc dia. (mm)	Part No.
DPO500, DPO600, PO5000C, PO6000C	100	197925-8 197895-1(EU)
DBO140 DBO180 DPO500 DPO600 BO5031 BO5041 PO5000C PO6000C	125	196152-4
DPO500, DPO600, BO6030, BO6050, PO5000C, PO6000C	150	193288-0

Sponge pad

(Use with hook & loop type Backing pad)



Model No.	Size (mm)	Part No.
DPO500, DPO600, PO5000C, PO6000C	100	197912-7 197893-5(EU)
DBO140, DBO180, DPO500, DPO600 BO5031, BO5041, PO5000C, PO6000C	125	794558-6
DPO500, DPO600, BO6050, PO5000C, PO6000C	150	197914-3 197894-3(EU)
PV7001C, PV7000C	190	193470-1

Wool pad

(For high gloss polishing)
(Use with hook & loop type Backing pad)

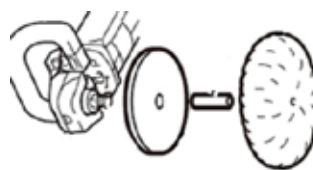


** (Use with Backing pad and Sleeve18)

Model No.	Disc dia. (mm)	Part No.
DPO500, DPO600, PO5000C, PO6000C	100	197918-5
DPO500, DPO600, PO5000C, PO6000C	125	197920-8
BO5031, BO5041	140	794560-9
BO6030, BO6050, DPO500, DPO600, PO5000C, PO6000C	150	199424-6
PV001G, 9237C/CB, PV7001C, PV7000C	180	191D53-5** 192629-7**

Sleeve 18

(For centering pads)
For Model:
PV001G, 9237C/CB, 9227C/B, PV7001C, PV7000C



Part No.
262542-4

Wool bonnet



Model No.	Size (mm)	Part No.
PV001G, PV7000C, PV7001C, 9227C/CB, 9237C/CB	180	794176-0

Grinding/Sanding/Polishing

Pad complete



Model No.	Description	Part No.
BO3710, BO3711 DBO380, DBO381	For use with Abrasive paper or clamping type paper	194929-1 197464-8(EU)
	For use with Hook & loop type paper	194930-6
BO4900, BO4900V, BO4901	For use with Abrasive paper or clamping type paper	193523-6
	For use with Hook & loop type paper	193521-0 193521-0(EU)
9046	For use with Hook & loop type paper or clamping type paper	197469-8
BO4555, BO4556, BO4557, BO4558	For use with Abrasive paper or clamping type paper	197466-4
	For Rectangl paper	191Y23-0
DBO480, DBO481, DBO482, DBO484	For Triang paper	191Y22-2
	For use with Hook & loop type paper or clamping type paper	191Y24-8
	For use with Abrasive paper or clamping type paper	191Y25-6

Head cover



Model No.	Part No.
9564CVL, 9565CVL, 9565CLR, PW5000C, PW5001C, PK5001C	417322-5
9237C/CB	455291-2
9227C/CB	417671-0
SA7000/C, PK5011C	418529-6
SA4540, SA4542C, SA5040C	453378-4

Tool Bag for DSL801



Part No.

195638-5

Collet one , Collet nut and Wrench size



Model No.	Size	Collet cone	Collet nut	Wrench size
		Part No.	Part No.	
906, 906H	3mm	763627-4	763240-8	10mm 17mm
	6mm	763620-8		
	1/8"	763626-6		
	1/4"	763625-8		
GD0600, GD0601	3mm	763627-4	763664-8	13mm x2
	6mm	763620-8		
	1/8"	763626-6		
	1/4"	763625-8		
GD0603	3mm	763627-4	763236-9	10mm x2
	6mm	763620-8		
	1/8"	763626-6		
	1/4"	763625-8		
DGD800, DGD801, GD0602	3mm	763669-8	763668-0	13mm x2
	6mm	763670-3		
	8mm	763671-1		
	1/8"	763672-9		
GD0800 GD0800C, GD0810C, GD0801C, GD0811C	3mm	763647-8	763645-2	13mm 19mm
	6mm	763646-0		
	8mm	763649-4		
	1/8"	763651-7		
	1/4"	763650-9		

Dust cover for angle grinder

For cleaner work environment



Shape	Description	Model No.	Part No.
	Dust cover attachment set	GA7080, GA9080	191T14-1
		GA7070, GA7071, GA9070, GA9071	191T15-9
		9564CV, 9564H, 9564HR, 9565C, 9565CR, 9565CV, 9565CVL, 9565CVR, 9565H, 9565HR, 9566C, 9566CV, 9566PCV, GA5080, GA5080R	193903-6
		GA5011, GA5021, GA5021C, GA6021, GA6021C, GA7010C, GA7012C, GA9010C, GA9012C	193956-5
		GA7020, GA7020R, GA7020S, GA7030, GA7030R, GA7030S, GA7031, GA7040R, GA7040S, GA9020, GA9020R, GA9020S, GA9030, GA9030R, GA9030S, GA9031, GA9040R, GA9040S	194289-1
		GA5010, GA5020, GA5020C, GA6010, GA6020, GA6020C	194482-7
		GA7050, GA7050R, GA9050, GA9050R, GS5000, GS6000	195059-1
-		9564PCV, 9565PCV, 9566PCV	195446-4
-		GA7060, GA7060R, GA7061, GA7061R, GA7063, GA7064, GA7081, GA7082, GA9060, GA9060R, GA9061, GA9061R, GA9062, GA9062R, GA9063, GA9063R, GA9081, GA9082	197476-1
-		GA4040, GA4040C, GA4041C, GA4540, GA4540C, GA4540R, GA4541C, GA4541R, GA4542C, GA4543C, GA5040, GA5040C, GA5040R, GA5041C, GA5041R, GA5042C, GA5043C, GA6040, GA6040C, GA6040R, GA6042C, SA5040C	198719-4
	GA4050, GA4050R, GA4051R, GA4550, GA4550R, GA4551R, GA4552, GA4552R, GA4553R, GA5050, GA5050R, GA5051R, GA5052, GA5052R, GA5053R	199514-5	

Accessory kit



Description	Model No.	Part No.
Sander kit	9237C, 9237CB	193958-1


Dust box assembly, paper dust bag, filter for sander

For cleaner work environment




Shape	Description	Model No.	Part No.
	Filter set	BO3710, BO3711, BO4555, BO4556, BO4557, BO4558, BO4565, BO4566, BO5030, BO5031, BO5040, BO5041, DBO180, DBO380, DBO381, DBO480, DBO481, DBO482, DBO484	195133-5 (w/o mark of origin)
	Filter set	BO3710, BO3711, BO4555, BO4556, BO4557, BO4558, BO4565, BO4566, BO5030, BO5031, BO5040, BO5041, DBO180, DBO380, DBO381, DBO480, DBO481, DBO482, DBO484	195134-3
	Paper dust bag holder set	9046, BO4900, BO4900V, BO6030	193294-5
	Paper dust bag holder set	BO4900, BO4900V	193525-2
	Paper dust bag set	9046, BO4900, BO4900V, BO6030	193293-7
	Paper dust bag set	BO4900, BO4900V	193526-0
	Paper dust bag holder set	BO4555, BO4556, BO4557, BO4565, BO4566	193932-9
	Paper dust bag set	BO4555, BO4556, BO4557, BO4565, BO4566	193712-3



Grinding/Sanding/Polishing

Shape	Description	Model No.	Part No.
	Paper dust bag set	BO4555, BO4556, BO4557, BO4558, BO4565, BO4566, BO5030, BO5031, BO5040, BO5041, DBO180, DBO480	194746-9

Belt sander plate

The plate on the bottom of the sander that comes in contact with the workpiece






Shape	Description	Model No.	Part No.
	Carbon plate set	9902, 9903	193197-3
		9920	193198-1
		9404	193201-8
	Cork rubber plate set	9902, 9903	193199-9
		9920	193200-0
		9404	193202-6

Sanding shoe assembly

Sanding shoe is a jig that holds the belt sander so that it kisses the surface.




Shape	Description	Model No.	Part No.
	Sanding shoe set	9902, 9903	193070-7
	Sanding shoe set	9920	193071-5
	Sanding shoe set	9404	193072-3

Stand for belt sander

Converts a portable belt sander into a stationary benchtop sander.



Shape	Description	Model No.	Part No.
	Belt sander stand set	9404, 9902, 9903, 9920	193055-3
	Stand set	9032, DBS180	193618-5

Clamp complete for belt sander

Fit it to your workbench and grind small items efficiently.



Model No.	Part No.
9910, 9911	192694-6



Punch plate for sander

For conventional type of abrasive paper without pre-punched holes



Shape	Description	Model No.	Part No.
	Punch plate set	9046, BO4900, BO4900V, BO4901	192523-3
	Punch plate set	BO3710, BO3711, DBO380, DBO381	194947-9
-	Punch plate set	BO3710, BO3711, DBO380, DBO381	194948-7

Extension handle set for drywall sander

Developed for reduced fatigue in continuous applications



Model No.	Part No.
DSL801	199937-7

Side handle set for die grinder

For increased maneuverability

Shape	Description	Model No.	Part No.
	Side handle set	DGD800, DGD801, GD0600, GD0601, GD0602, GD0800, GD0800C, GD0801C, GD0810C, GD0811C	192985-5

Vise holder set for die grinder

For clamping down die grinder for stationary applications







Shape	Description	Model No.	Part No.
	Vise holder set	GD0800, GD0800C, GD0801C, GD0810C, GD0811C	193141-0

Dust cover, protector for polisher, sander


For cleaner work environment



Shape	Description	Model No.	Part No.
	Dust collection cover set	PK5011C	195774-7
	Dust cover set	PW5000C, PW5001C	194233-8
	Dust cover set	PK5011C	195773-9
	Protector set	PK5011C	196028-5

Repair brush



Shape	Description	Model No.	Part No.
	Brush set For Dust Collection Cover Set Part No.: 195774-7, 195237-3, 195239-9, 195250-1	9557HNR, 9557NBR, 9558HNR, 9558NBR, 9564P, 9564PC, 9564PCV, 9565C, 9565CR, 9565CV, 9565P, 9565PC, 9565PCV, DGA512, GA4540, GA4540C, GA4540R, GA4541C, GA4541R, GA4542C, GA4543C, GA5020, GA5021, GA5021C, GA5040, GA5040C, GA5040R, GA5041C, GA5041R, GA5042C, GA5043C, GA5080, GA5080R, PK5011C	196880-1

Cutting


Dust cover for cutter

Model No.	Part No.
DCC501	191N83-6



Water supply set for cutter








Shape	Description	Model No.	Part No.
	Water supply cover set a	DCC500, DCC501	191X01-4
-	Water supply pipe set	4100NH3	193935-3, 196431-0, 196432-8
-	Water supply pipe set	4100NH2	196919-0, 196920-5

Tilt base set for cutter

Bevel at angles



Shape	Description	Model No.	Spec1	Part No.
	Tilt base set	4100NH2	A	199494-5
	Tilt base set	4100NH2	B	199495-3
	Tilt base set	4100NH2	C	199496-1
	Tilt base set	4100NH2	D	199713-9
	Tilt base set	4100NH2	E	199714-7

Water supply set for power cutter

Allows operator to connect water line to power cutter for improved cutting.



Model No.	Part No.
DCE090	127491-1

Base cover

Protects drywall surfaces from damage / scratches



Model No.	Part No.
4100NH2, DCC500, DCC501	196943-3

Parallel guide, rip fence

Allows you to do extra-accurate straight cuts



Model No.	Part No.
4100KB, 4100NB, 4101RH, 4157KB, DCC500	164095-8

Depth gauge

For increased drilling consistency



Model No.	Part No.
DSC102, SC103D	415486-9

Cutting

Rear cover

Model No.	Part No.
4100KB, 4100NH2	196944-1

Cover for portable band saw



Protects the blade track from external debris and damage.



Shape	Description	Model No.	Part No.
	Wheel cover set	2107F	196325-9
	Wheel cover set	DPB182	197975-3

Portable band saw stand



Shape	Description	Model No.	Part No.
	Stand chain vise set	2107F	194026-3
	Stand of chain vise set	2107F	196326-7
-	Stand of parallel assembly	2107F	196327-5

Grip

Provides increased comfort on the job



Model No.	Part No.
DPB183, DPB184	158237-4

Blade wax

Makita Wax for Portable Band Saw



Model No.	Part No.
DPB180, PB002G	191897-9

Flourescent light set

For increased work environment visibility



Model No.	Part No.
2107F	193595-1
2107F	193730-1

Shoulder strap

Reduces user fatigue



Model No.	Part No.
DSC102, SC103D	199069-0

Cutting

For DPP200

Combination of punch and die

- Punching holes through a thin structural metal plate may cause deformation of the plate and burr on the holes.
- If you need precision punching, see the tables below to select an optimum combination of punch and die.

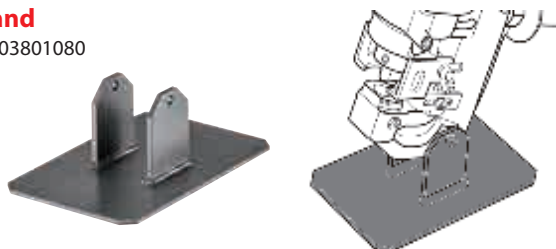


● Round punching						
Punch		Die		Cutting material		
				Tensile Mild Steel (65,000 psi)	Channel Thickness	Tensile Stainless Steel (89,000 psi)
Hole diameter (mm)	Part No.	Hole diameter (mm)	Part No.			
6	SC05340040	SB6	SC00000203	t2-t4		t3-t4
6.5	SC05340050	SB6.5	SC00000205	t2-t6		t3-t4
8	SC05340060	SB8	SC00000207	t2-t6		t3-t4
8.5	SC05340070	SB8.5	SC00000209	t2-t6		t3-t4
10	SC05340080	SB10	SC00000211	t2-t6	t7.5	t3-t4
11	SC05340090	SB11	SC00000213	t2-t8	t7.5	t3-t6
12	SC05340100	SB12	SC00000215	t2-t8	t7.5	t3-t6
13	SC05340110	SB13	SC00000217	t2-t8	t7.5	t3-t6
14	SC05340120	SB14	SC00000219	t2-t8	t7.5	t3-t6
15	SC05340130	SB15	SC00000221	t2-t8	t7.5	t3-t6
16	SC05340140	SB16	SC05332710	t2-t8	t7.5	t3-t6
18	SC05340150	SB18	SC00000223	t2-t8	t7.5	t3-t6
19	SC05340170	SB19	SC05332740	t2-t8	t7.5	t3-t6
20	SC05340160	SB20	SC05352510	t2-t8	t7.5	t3-t6

● Oblong punching						
Punch		Die		Cutting material		
				Tensile Mild Steel (65,000 psi)	Channel Thickness	Tensile Stainless Steel (89,000 psi)
Hole diameter (mm)	Part No.	Hole diameter (mm)	Part No.			
6.5 x 10	SC05340200	6.5 x 10B	SC00000244	t2-t6		t3-t4
6.5 x 13	SC05340210	6.5 x 13B	SC00000246	t2-t6		t3-t4
8.5 x 13	SC05340220	8.5 x 13B	SC00000248	t2-t6		t3-t4
8.5 x 17	SC05340230	8.5 x 17B	SC00000250	t2-t6		t3-t4
9 x 13.5	SC05340240	9 x 13.5B	SC00000252	t2-t6		t3-t4
9 x 18	SC05340250	9 x 18B	SC00000254	t2-t6		t3-t4
10 x 15	SC05340260	10 x 15B	SC00000256	t2-t8	t7.5	t3-t6
10 x 20	SC05340270	10 x 20B	SC00000258	t2-t8	t7.5	t3-t6
11 x 16.5	SC05340280	11 x 16.5B	SC00000260	t2-t8	t7.5	t3-t6
12 x 18	SC05340290	12 x 18B	SC00000262	t2-t8	t7.5	t3-t6
13 x 19.5	SC05340300	13 x 19.5B	SC00000264	t2-t8	t7.5	t3-t6
14 x 21	SC05340310	14 x 21B	SC00000266	t2-t8	t7.5	t3-t6

Work stand

Part No. SC03801080



Slide stopper

Part No. SC03300790



Hydraulic pressure oil for steel rod cutter / pancher

DPP200, DSC121, DSC162, DSC162R, DSC163, DSC192

Part No. SC00000106
35mL



Part No. SC00000142
150mL



Part No. SC00000270
1,000mL



Sub base set

Ideal for working on inlays or routing edges and dados

Model No.	Part No.
DLS110, DLS111, DLS112, DLS211, DLS212, LS1019, LS1019L, LS1219, LS1219L	191C01-8
LS004G	191U61-8



Crown molding stopper set



Positions crown molding against saw base and fence for convenient and precise cutting.

Model No.	Part No.
DLS110, DLS111, DLS112, DLS211, DLS212, LS003G, LS004G, LS1019, LS1019L, LS1219, LS1219L	192628-9
LS1030N, LS1040, LS1040F, LS1045	192622-1
LS1221	192669-5



Vise assembly for slide saw, miter saw

For clamping down materials for cutting

Shape	Description	Model No.	Part No.
	Horizontal vise assembly	DLS713, DLS714, LS002G, LS0714, LS0714F, LS0714FL, LS0714L, LS1040	122567-9
		LS002G	127693-9
	Vertical vise assembly	LH1040, LH1040F, LS1040, LS1045	192625-5
		LS1030N, LS1221	192672-6
		LS1440	196041-3

Sub plate for miter saw

Model No.	Part No.
LS1040, LS1040F	193471-9
	195934-1



Flourescent light set

For increased work environment visibility

Model No.	Part No.
LS0714FL, LS1040F	193595-1
LS0714F, LS0714FL, LS1040F	193730-1



Sliding guide(miter gauge)




Designed for use with Table Saw to make angled cuts.

Model No.	Part No.
2704, 2704N, 2705	199376-1



Extension table

Enables greater cutting capacity

Shape	Description	Model No.	Item	Part No.
	Left table set	2704, 2704N, 2705	-	194086-5
	Rear table set	2704, 2704N, 2705	-	194087-3
	Sub table set	2703	A	192798-4
			C	192797-6

Dado flange set

Engineered for use with dado blades. Use with the Makita table saw model 2705.

Model No.	Part No.
2703	192693-8



Saw storage holder

Description	Model No.	Part No.
Protective stand set	5402NA	194701-1

Shoulder strap

Reduces user fatigue

Model No.	Part No.
JR103D	161576-3



Sawing

Triangular rule for blade adjustment



Model No.	Part No.
DLS110, DLS111, DLS112, DLS211, DLS212, DLS600, DLS713, DLS714, LF1000, LH1040, LH1040F, LS002G, LS003G, LS004G, LS0714, LS0714F, LS0714FL, LS0714L, LS1019, LS1019L, LS1030N, LS1040, LS1040F, LS1045, LS1219, LS1219L, LS1221	762001-3

Parallel guide, rip fence for circular saw



Allows you to do extra-accurate straight cuts

Model No.	Part No.
4131, 5005BA, 5007MG, 5007MGA, 5007N, 5007NB, 5007NF, 5008MG, 5008MGA, 5057KB, 5606B, 5800NB, 5806B, DCS552, DCS553, DHS630, DHS660, DHS661, DHS680, DHS710, DHS711, DHS780, DHS781, DHS782, DHS783, DSS501, DSS610, DSS611, HS003G, HS004G, HS012G, HS300D, HS301D, HS6100, HS6101, HS6600, HS6601, HS7000, HS7010, HS7100, HS7101, HS7600, HS7601, HS7610, HS7611	164095-8
DHS901, HS010G, HS0600	164367-1
RS001G, RS002G	199249-8

Side grip for circular saw

For more stable sawing



Model No.	Part No.
5606B, 5800NB, 5806B	194275-2

Parallel guide, rip fence for jig saw

Allows you to do extra-accurate straight cuts

Shape	Description	Model No.	Part No.
	Guide rule set	4326, 4327, 4328, 4329, JV0600, JV100D, JV101D, JV102D, JV103D, JV143D, JV183D, DJV184, DJV85	192732-4
		4350CT, 4350FCT, 4350T, 4351CT, 4351FCT, 4351T, DJV180, DJV181, DJV182, JV001G	193516-3

COVER PLATE

Shape	Model No.	Part No.
	4326, 4327, 4329, 4350CT, 4350FCT, 4350T, 4351CT, 4351FCT, 4351T, DJV180, DJV181, DJV182, JV0600, JV100D, JV101D, JV143D, JV183D	417852-6
	DJV184, DJV185, JV001G, JV102D, JV103D	457867-1

Anti-splintering device for jig saw

For cleaner cutting



Shape	Model No.	Part No.
	4326, 4327, 4329, 4350CT, 4350FCT, 4350T, 4351CT, 4351FCT, 4351T, DJV180, DJV181, DJV182, DJV184, DJV185, JV001G, JV0600, JV100D, JV101D, JV102D, JV103D, JV143D, JV183D	192557-6

Dust bag, dust box for miter saw

For cleaner work environment

Shape	Description	Model No.	Part No.
	Dust bag	LS002G	127512-9
	Dust box for miter saw	LS0714, LS0714F, LS0714FL	194175-6

Dust cover

For cleaner work environment

Model No.	Part No.
4300BA, 4300BV	194903-9

Multitool adapter

Allows use of other makers' accessories with Makita Multi-Tools.



Model No.	Type	Part No.
DTM50, DTM51, TM3000C, TM3010C, TM30D	A	196271-6

Holder

Model No.	item	Part No.
DLS110 DLS111 DLS112 LS1019 LS1019L		1 326978-2 2 265786-5 3 961015-1
DLS600 LS1030N LH1040 LH1040F		1 x2 192621-3 2 x2 set 1 322312-4 2 265708-5
DLS713 DLS714 LS0714 LS0714F LS0714FL LS0714L		1 322312-4 2 251887-5
LS0815FL		1 JM23000127 2 JM23100013
LS1017L LS1018L		1 JM23100500
		2 JM23100013
		1 JM23100500
		2 JM00000038
LS1040 LS1040F LH1040 LH1040F		1 123101-8
		2 911333-7
LS1045		1 x2 192714-6 2 x2 set
		1 322602-5
		2 251887-5
LS1219 LS1219L		1 327095-1
		2 265786-5
		3 961015-1
LS1221		1 x2 192673-4 2 x2 set
		1 323726-0
		2 251887-5
LS1440		1 x1 191239-7 2 x1 3 x2 4 x2 set
		1 251804A5
		2 312511A6
		3 322027A3
		4 924216-2
LH1201FL		1 JM23100500
		2 JM23300197
LS0714, LS0714F, LS0714FL, LS0714L		1 set 192713-8
DLS713, DLS714		1 set 196123-1
LS1030N, LS1040, LS1040F, LS1045 LH1040, LH1040F		1 set 122446-1
LS1221		1 set 192671-8

Stand



Model No.	Part No.
2703	193920-6



Model No.	Part No.
DLS110, DLS111, DLS112, DLS211, DLS212, DLS713, DLS714, LS002G, LS003G, LS004G, LS0714, LS0815F, LS0815FL, LS1019, LS1019L, LS1030N, LS1040, LS1219, LS1219L	198688-9

WST01N



For Model	Part No.
BLS713, DLS110, DLS111, DLS112, DLS713, DLS714, LS0815F, LS0815FL, LS1016, LS1016F, LS1016FL, LS1016L, LS1019, LS1019L, LS1040, LS1216, LS1216F, LS1216FL, LS1216L	WST01N 198687-1 198686-3(USA) 198686-3(EU)

WST03



Model No.	Part No.
MLT100, MLT100N, 2702, 2703	JM27000300

WST04



Model No.	Part No.
2703, 2704, 2704N	194093-8

Sawing

WST05



For Model	Part No.
All Slide Compound saw, Miter saw and Table Top Miter Saw	WST05

Extension table set



Model No.	Part No.
LB1200F	JM21000300

WST06 & WST07



For Model	Part No.
All Slide Compound saw, Miter saw and Table Top Miter Saw	WST06
Bracket set (for WST06)	JM00000219
	JM23610051 (USA)
All Slide Compound saw, Miter saw and Table Top Miter Saw	WST07

Circular cutting attachment set



Model No.	Part No.
LB1200F	JM21000320


Belt sanding attachment set

Use a sanding belt that is 2240 mm long and 20 mm wide or less.



Model No.	Part No.
LB1200F	JM21000330


Guide rail



Overall length (m)	Part No.
1.0	199140-0
1.4	194368-5
1.5	199141-8
1.9	194925-9
3	194367-7

Clamp set

(Use with Guide rail)



Type	Part No.
A: Standard	194385-5
B: Quick	199826-6


Repair parts for guide rail



Item	Part No.	
1 Seat 10m set (For upper plastic tape repair)	194416-0	
2	Position Seat 1.4m	191J53-1(USA)
	Position Seat 1.9m	194910-2 194915-2(EU)
	Position Seat 3.0m	194419-4
3 Rubber Seat 10m set (For lower rubber tape repair)	194417-8 191J54-9(USA)	

Bevel guide set

Adjustable angle of Guide Rail



Part No.
196664-7

Guide rail Joint connector 2pcs set



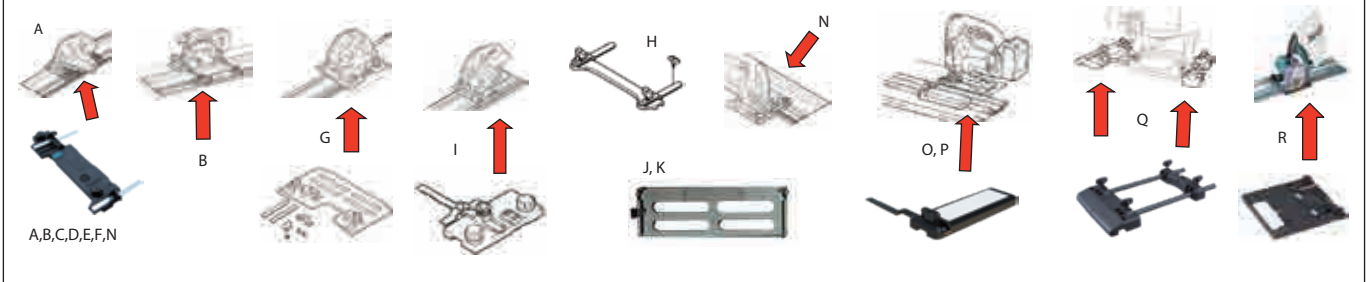
Part No.
198885-7

Guide Rail Adaptor

w/carton

Items	A	B	C	D	E	F (N)	G	H	I	J	K	N (F)	O	P	Q	R
	Circular saw											Jig saw		Router Trimmer	Cutter	
Models	HS7100 HS7101	DHS630 HS6100 HS6101	HS7601 HS7610 HS7611	DHS680	HS6600 HS6601	DHS630 HS6100 HS6101 HS7100 HS7101	HS0600	5705R	DHS660 DHS661	5903R	5103R	DJV141 DJV142 DJV180 DJV181 DJV182 JV001G	4350CT 4350FCT 4350FT 4350T 4351CT 4351FCT 4351T	DJV185 JV102D JV103D	*RT001G *DRT50 *RT0700C *RT0702C 3612BR RP0900 RP0910 RP1110C RP1111C RP1800 RP1800F RP1801 RP1801F RP1802 RP1802F RP1803 RP1803F RP2300FC RP2301FC RP2302FC RP2303FC	DCC500 DCC501 4100KB, 4100NH2
Part No.	195837-9	195838-7	197005-0 *191B18-5	196953-0 *191B17-7	197462-2 *191B19-3	197252-3	198566-3 198570-2 (EU)	192505-5	199232-5	192506-3	192507-1	197252-3	193517-1	198704-7	194579-2	198673-2
Convartion	Items B/C/D/E	Items A/C/D/E	Items A/B/D/E/F(N)	Items A/B/C/E/F(N)	Items A/B/C/D/F(N)	Items C/D/E			Items J/K			Items A,B,C,D,E	Item P + Bolt M5X10	Item O + Bolt M4X8		
Part No.	195840-0	195841-8	196994-6	196954-8	197463-0	195840-0 + 195841-8			126971-4			347393-7	922207-7	922107-1		

* Use with Plunge base assembly (P/N:195563-0 EU:196094-2)



Milling/Planing

Blade gauge assembly

Designed to work with Planers to set blades. The Gauge makes it quick and easy to properly set planer blades. Manufactured from high quality materials for added durability and long life.

Model No.	Part No.
DKP181	191C19-9



Set plate

For uniform cutting width

Model No.	Size	Part No.
1100, DKP180, DKP181, KP0800	82	193540-6



Triangular rule for blade adjustment

Model No.	Part No.
1600, KP312, KP312S	762001-3



Sharpening holder assembly

For repeated blade use

Model No.	Part No.
DKP181	191C17-3



Chamfering rule assembly

For chamfering applications, use the Chamfering Rule Assembly. For use with Planers. It installs quickly and easily. The set is made of high-quality materials for longer life.

Model No.	Part No.
DKP181	191C22-0





Stand for hand planer

Model No.	Part No.
1100	194054-8
1911B	194057-2

Stand for bench top planer

Provides easy set up and assembly. The sturdy construction makes it an ideal accessory to the planer.

Shape	Model No.	Part No.
	2012NB	193902-8
	2012NB	198689-7 198688-9



Dust bag

For cleaner work environment





Model No.	Part No.
DKP180, KP0800, KP0810, KP0810C	122793-0
DKP181	191C21-2
1911B	196300-5



Edge fence, guide rule

Allows for straight cuts.



Shape	Description	Model No.	Part No.
	Guide rule assembly set	DKP181	191C23-8
	Guide rule set	1804N, 1805N	191454-3
	Guide rule set	1911B	191455-1
	Guide rule set	DKP180, KP0800	195055-9

Extension guide set

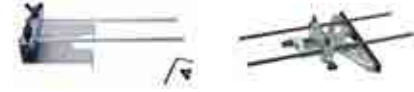
Use with Straight Guide Rule

Model No.	Part No.
1911B, DKP180, KP0800	191725-8



Straight guide assembly for trimmer, router

Ideal for straight cuts



Shape	Description	Model No.	Size or type	Part No.
	Straight guide set	RD1101, RF1101, RP1101	-	193073-1
	Straight guide set	3612BR, DRT50, RD1101, RF1101, RP0900, RP0910, RP1101C, RP1111C, RP1800, RP1800F, RP1801, RP1801F, RP1802, RP1802F, RP1803, RP1803F, RP2300FC, RP2301FC, RT001G, RT0700C, RT0702C	Steel, Straight guide with micro adjustment	193312-9
		3612BR, DRT50, RD1101, RF1101, RP0900, RP0910, RP1101, RP1110C, RT001G, RT0700C, RT0702C	Steel, Straight guide with micro adjustment	193358-5
	Straight guide set	RP1800, RP1800F, RP1801, RP1801F, RP1802, RP1802F, RP1803, RP1803F, RP2300FC, RP2301FC	Alumnumi w/o mark of origin, with micro adjustment	194935-6
	Straight guide set	DRT50, RP0900, RP0910, RP1110C, RP1111C, RP1800, RP1800F, RP1801, RP1801F, RP1802, RP1802F, RP1803, RP1803F, RP2300FC, RP2301FC, RT001G, RT0700C, RT0702C	Alumnumi w/o mark of origin, with micro adjustment, with rot 8	195136-9
	Rod set	3612BR, RD1101, RF1101, RP0900, RP0910, RP1101, RP1110C, RP1111C, RP1800, RP1800F, RP1801, RP1801F, RP1802, RP1802F, RP1803, RP1803F, RP2300FC, RP2301FC, RT001G	8-58 w/M5	193292-9
			7-58 w/M5	193360-8
	Rod set	3612BR, RD1101, RF1101, RP0900, RP0910, RP1101, RP1110C, RP1111C, RP1800, RP1800F, RP1801, RP1801F, RP1802, RP1802F, RP1803, RP1803F, RP2300FC, RP2301FC	12-200	193359-3
			DRT50, RP0900, RP0910, RP1110C, RP1111C, RT001G, RT0700C, RT0702C	195137-7
		8-450	195138-5	

Trimmer guide holder

Model No.	Part No.
DRT50, RT001G, RT0700C, RT0702C	195564-8












Router base assembly

Features a plunge capacity for easy penetration into the work piece.

Shape	Description	Model No.	Per pkg.	Part No.
	Base plate set	RD1101, RF1101, RP1101	-	193155-9
	Base plate set	RD1101, RF1101, RP1101	-	193373-9
	Base set	RD1101, RF1101, RP1101	-	193103-8
	Base set	RD1101	-	193104-6
	Base set	RP1101	-	193457-3
	Plunge base set	DRT50, RT001G, RT0700C, RT0702C	-	195563-0
			-	196094-2
			(4 PCS)	195815-9
			(4 PCS)	196098-4

Milling/Planing

Trimmer base assembly

Shape	Description	Model No.	Type (Per pkg.)	Part No.
	Trimmer base set	DRT50, RT001G, RT0700C, RT0702C	-	196612-6
			(12 PCS)	196613-4
				196614-2
				196615-0
	Trimmer base set	DRT50, RT001G, RT0700C, RT0702C	Transparent base	199089-4
				199090-9
	Tilt base set	DRT50, RT001G, RT0700C, RT0702C	-	198987-9
			(12 PCS)	198988-7
	Offset base set	DRT50, RT001G, RT0700C, RT0702C	-	195562-2
				196093-4
				196922-1
			(4 PCS)	195814-1
				196097-6
				196921-3
	Trimmer base assembly set	3709, 3710, 3711, 3712	Transparent base Fine depth adjustment	194267-1
			Transparent base	194268-9
	Trimmer base assembly set	3709, 3710, 3711, 3712	For chamfering Fine depth adjustment	194269-7
			For chamfering	194270-2
	Trimmer base set	4403	-	192482-1
	Trimmer base set	4403	Fine depth adjustment	192484-7
	Trimmer base set	4403	-	192483-9
	Trimmer base set	4403	Fine depth adjustment	192485-5
	Trimmer base set	3707, 3707F, 3707FC, 3708F, 3708FC	-	197574-1

Grip attachment for trimmer

Model No.	Part No.
DRT50, RT001G, RT0700C, RT0702C	196924-7



Circular guide set for cut-out tool

Ideal guide for precision circular cuts

Model No.	Part No.
3706, DCO181	193448-4
	193454-9



Collet cone & Collet nut

*With Poly bag & header



Model No.	Wrench size	Collet cone		Collet nut
		Size	Part No.	Part No.
DCO180 DCO181	17mm	3mm	763679-5	763258-9
		6mm	763678-7	
		1/8"	763677-9	
		1/4"	763676-1	
		1/4"	*197038-5	



Model No.	Wrench size	Collet cone		Collet nut
		Size	Part No.	Part No.
3706	17mm	6mm	763607-0	763606-2
		1/8"	763660-6	
		1/4"	763608-8	

Collet corn / Collet nut

Trimmer, Sash router and Router



*For Brazil, Argentina & Chile

Model No.	Wrench size	Collet cone		Collet nut
		Size	Part No.	Part No.
N3701, 3708/F/FC, 3709*, 3710*	10mm	6mm	763607-0	763606-2
	17mm	1/4"	763608-8	
3703, 3709, 3710, 3711, 3712, 4403	10mm	6mm	763662-2	763661-4
	17mm	1/4"	763663-0	
DRT50, DT001G, RT0700C, RT0702C, RP0900	13mm 22mm	6mm	763636-3	763615-1
		8mm	763618-5	
		1/4"	763637-1	
		3/8"	763619-3	
3600H, 3612, 3612BR, 3612C	13mm	12mm	763628-2	763629-0
	24mm	1/2"	763622-4	
RP0910, RP1110C, RP1111C	17mm	6mm	**193180-0	763652-5
		8mm	**193178-7	
		1/4"	**193179-5	
RD1101, RF1100, RF1101, RP1101	27mm x2	1/4"	**193214-9	
		1/2"	**193215-7	
RP1800/ F, RP1802/ F, RP1801/ F, RP1803/ F, RP2300FC, RP2301FC, RP2302FC, RP2303FC	24mm	12mm	763628-2	763674-5
		1/2"	763622-4	
4403	10mm	6mm	763662-2	763661-4
	17mm	1/4"	763663-0	

Collet sleeve



Model No.	Collet size	Bit size	Part No.
	1/2"	1/4"	763803-0
RP1800/ F, RP1802/ F, RP1801/ F, RP1803/ F, RP2300FC, RP2301FC, RP2302FC, RP2303FC 3600H, 3601B 3612, 3612BR 3612C	1/2"	3/8"	763805-6
	1/2"	10mm	763806-4
	12mm	6mm	763801-4
	12mm	8mm	763804-8
	12mm	10mm	763807-2
	12mm	1/4"	763808-0

Templet guide (Metric size)

*for fast production of complicated shapes by using templet

**DRT50, RT0700C, RT0700C: Use with Plunge base assembly

Model No.		A (mm)	B (mm)	C (mm)	Part No.	
DRT50, 3709 3710, 3711, 3712 N3701, RT0700C, RT0702C		8	10	9.5	*343577-5	
		7.7	9.5	11.5	164379-4	
		9	11	13	164775-6	
		10	12	9	164388-3	
DRT50** 3612BR, RP0900, RP1800/ F, RP1802/ F, RP1801/ F, RP1803/ F, RP2300FC, RP2301FC, RP2302FC, RP2303FC RT001G, RT0700C**, RT0702C**		11	12.7	13	164776-4	
		14	17	20	165366-6	
		14.5	16	13	193043-0	
		18	20	13	164393-0	
		22	24	13	165364-0	
		24	27	13	164470-8	
		25	29	15	163080-8	
		27	30	13	164471-6	
		37	40	13	165046-4	
		37	40	13	164472-4	
	RP0910, RP1110C, RT1111C		7.7	9.5	11.5	193330-7
			9	11	11.5	193331-5
			10.5	12	14	193332-3
			11	12.7	11.5	193333-1
		14	17	20	165365-8	
		14.5	16	11.5	193334-9	
		18	20	13	193335-7	
		22	24	13	193340-4	
		24	27	13	193336-5	
		25	29	13	193337-3	
		27	30	13	193338-1	
		37	40	13	193339-9	

Templet guide (Metric size)

Model No.		A (mm)	B (mm)	C (mm)	Part No.
3600H, 3601B		7.7	9.5	8	323448-2
		9	11	5	323023-4
		11.1	12.7	14.3	321472-9
		10.9	12.7	8	323449-0
		14	16	8	323018-7
		14	16	14.5	321308-2

Templet guide (Inch size)

cModel No.		A	B	C	Part No.
RF1100, RF1101, RD1100, RD1101, RP1100, RP1101		57/64"	1"	7/16"	193235-1
		21/32"	3/4"	9/16"	193261-0
		11/32"	7/16"	5/32"	193262-8
		13/32"	1/2"	5/16"	193263-6
		9/32"	3/8"	5/16"	193264-4
		5/8"	54/64"	9/16"	193265-2
		17/32"	5/8"	9/16"	193266-0
		1/4"	5/16"	5/32"	193267-8

Templet guide adapter 30

(For B & D, Porter-Cable two-piece templet guide)



Nut M30
Part No. 252627-4
Templet guide adapter 30
Type A or Type B







Templet guide 25
Part No. 321812-1
Plunge base assembly (P/N:195563-0 (EU:196094-2)) is also necessary.

Model No.	Type	Part No.
DRT50**, 3612BR, RP0900, RP1800/ F, RP1802F, RP1801/ F, RP1803/ F, RP2300FC, RP2301FC, RP2302FC, RP2303FC RT0700C** RT0702C**	A	321492-3
3600H, 3601B	B	321493-1

Milling/Planing



Flange & lock nut

Lock Nut is used to secure Grinding Wheels, Cut-Off Wheels, Diamond Blades and Multi-Discs for a variety of applications.

Shape	Description	Model No.	Size	Per pkg.	Part No.
	Inner flange	PC5010C	45	-	224399-1
			42	-	224415-9
			14-45	-	224490-5
			47	-	192227-7
	Lock nut	PC5010C	14-48	-	224515-5
			5/8-48	-	224517-1
			16-48	-	224523-6
	Lock nut	PC5000C, PC5001C, PC5010C	14-45	-	224554-5
			5/8-45	-	224568-4
	Toolless lock nut set	PC5010C	-	-	195354-9
			-	(20 PCS)	195462-6

Dust collection wheel guard

For cleaner work environment

Shape	Description	Model No.	Size	Part No.
-	Dust collect cover k set	PC5010C	125 mm	191S70-5
	Dust collection cover set	PC5010C	115/125 mm	195238-1
				195239-9
				196575-6
	Dust collection cover set	PC5010C	125 mm	196845-3

Dust cover



For cleaner work environment

Model No.	Part No.
PC5010C	198719-4



Wheel guard

For increased safety

Shape	Description	Model No.	Size	Part No.
	Toolless wheel cover assembly	PC5010C	125 mm	123145-8
	Wheel cover assembly	PC5010C	125 mm	122911-0

Grip, loop handle for angle grinder

Provides increased comfort on the job

Shape	Description	Model No.	Part No.
	Grip complete	PC5010C	158237-4
	Vibration proof grip set	PC5010C	194514-0

Repair brush

Model No.	Part No.
PC5000C, PC5001C	194921-7
PC5010C	196880-1



Chain oil

For reducing saw chain wear

Model No.	Part No.
7104L	199897-3



Vacuum Cleaner System charts

Hose connection 28

Hose connection 38

Hose connection 32


For Dust Collecting

*for Model DVC261, DVC265, DVC660, DVC665 only

Model VC006GM VC007GL 	Model VC002GL VC004GL DVC157L DVC867L 	Model VC3211H VC3211M VC2211M VC3210L VC2510L VC1310L 	Model VC009G DVC265 DVC665 DVC350 	Model DVC750L 	Model VC3012L/M VC4210L/M 	Model VC2012L VC2512L VC3011L 
---	---	---	---	---	---	--

Hose 28mm

1.0m *143787-2 without front cuffs
 1.5m A-34235 with front cuffs 22, 38
 2.5m 195437-5 with front cuffs 22, 24, 38
 3.5m 195433-3 with front cuffs 22, 24, 38
 5.0m 195436-7 with front cuffs 22, 24, 38
 5.0m A-34229 with front cuffs 22, 38



Hose 38mm
with front cuffs 38

1.5 198757-6
 2.5 195434-1
 5.0 195435-9



32-B Hose 32mm
4m P-84084




32-B Hose 32mm
3.5m P-81739



Front cuffs

Front cuffs 38
195545-2

Front cuffs 22
195547-8



Front cuffs 24
195546-0



Joint 22-38
195548-6



Front cuffs 24
195546-0



Tool adaptor
Quicksystem ø24 (set)
P-70378
Quicksystem ø38 (set)
W107418688



Tool adaptor




Attachments




AWS
Auto-start Wireless System

Wireless unit adapter




WUT02
Converts tool-triggered AC vacuum cleaners in the market into AWS-compatible vacuum cleaners



Front cuffs, Joint & Hose Connection

Hose 28mm


Supplied with both Front cuffs 22 and 38




Rear cuffs (free)

Front cuffs 38:
Inner dia. 38.0mm,
Outer dia. 44.2mm

Front cuffs 22:
Inner dia. 22.4mm,
Outer dia. 25.0mm




Hose 38mm



Front cuffs 38

Rear cuffs (free)

Front cuffs 38:
Inner dia. 38.0mm,
Outer dia. 44.2mm



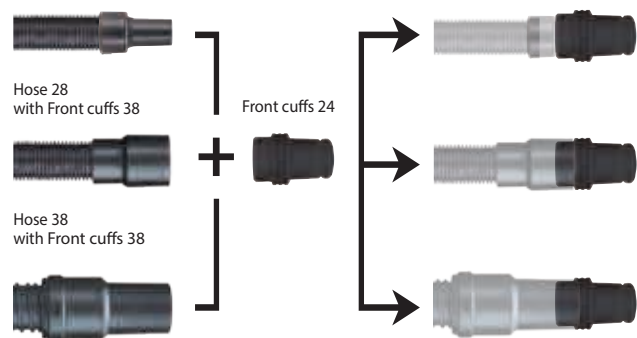
Front cuffs 38, Front cuffs 22 and Front cuffs 24 connection

Hose 28 with Front cuffs 22

Hose 28 with Front cuffs 38

Hose 38 with Front cuffs 38

Front cuffs 24



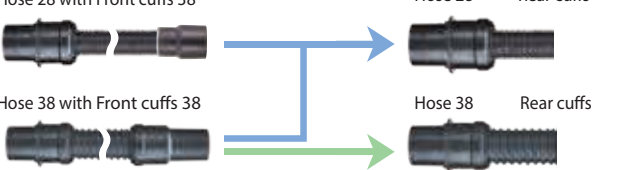
Hose to hose connection

Hose 28 with Front cuffs 38

Hose 38 with Front cuffs 38

Hose 28 Rear cuffs

Hose 38 Rear cuffs




Joint 22-38 connection & size

Hose with with Front cuffs 38

Joint 22-38

Size:
Inner dia. 22.4mm,
Outer dia. 25.0mm



System charts

A

W/ Ø28mm Hose

Model
 VC002GL / VC004GL VC3211H / VC3211M VC008G / VC009G DVC350
 DVC157L / DVC867L VC2211M / VC3210L DVC660 / DVC665
 VC2510L / VC1310L DVC261 / DVC265

W/ Front cuffs

38 24 22

B

W/ Ø38mm Hose

Model
 VC001GL / VC003GL
 VC005GL / DVC155L
 DVC156L / DVC860L
 DVC861L / DVC865L
 DVC866L / DVC750L

W/ Joint 22-38

C

W/ Ø32mm Hose

Model
 VC2012L / VC2512L
 VC3011L / VC2000L

W/ Tool adapter 24

Adapter 38 (option)

P-81745 P-70421

D

W/ Ø32mm Hose

Model
 VC3012M / VC3012L
 VC4010M / VC4010L

W/ Tool adapter

24 38
 P-70378 W107418688

Demolition hammer & Rotary hammer

A B
Front cuffs
 22 or 38

C D
Tool adapter
 24

*grip base for dust cup is also necessary
 **With Sensormatic chip

A B
Front cuffs
 22

C D
Tool adapter
 24

*grip base for dust cup is also necessary

	Model	Operation mode	Vacuum attachment set		Cuffs size
			Type	Parts No.	
Electric breaker	HM1501, HM1502, HM1511, HM1512	---	W/o Hose	191M21-2 191M23-8**	Hose 28 without cuffs
		---	W/ Hose	191M20-4 191M22-0**	Cuffs 24 or cuffs 38
	HM1306, HM1307C/CB, HM1317C/CB, HM1802, HM1812	---	W/o Hose	197168-2 197170-5**	Hose 28 without cuffs
		---	W/ Hose	197148-8 197172-1**	Cuffs 24 or cuffs 38
Demolition hammer	HM001G, HM002G, HM0830, HM0870C, HM0871C, HM1101C, HM1111C, HM1201, HM1203C, HM1205C, HM1213C, HM1214C	---	W/o Hose	199143-4 199017-9**	Hose 28 without cuffs
		---	W/ Hose	199142-6 199014-5**	Cuffs 24 or cuffs 38
Rotary hammer	DHR400, HR005G, HR4013C, HR4003C	Drilling / Hammer	---	197148-8 197172-1**	Cuffs 22
			---	196858-4	Cuffs 22
	HR5212C, HR5202C	Drilling / Hammer	---	191N81-0 191N82-8**	Cuffs 22
			---	196074-8	Hose 28 without cuffs
	HR4002, HR4501C, HR4510C, HR4511C, HR5212C, HR5202C, HR4002, HR4501C, HR4510C, HR4511C, HR4041C, HR4030C, HR4013C, HR4003C, HR3541C, DHR400, HR005G, HR006G	Drilling / Hammer	---	199144-2 199019-5**	Hose 28 without cuffs
			Hammer	W/o Hose	199143-4 199017-9**

	Model	Operation mode	Vacuum attachment set		Cuffs size
			Type	Parts No.	
Rotary hammer	HR140D, HR166D, DHR164, DHR165, DHR171, DHR182, DHR202, DHR262, DHR263, DHR264, HR1840, HR2230, HR2470, HR2470F, HR2470T, HR2475, HR2800, HR2810, HR2810T, HR2811F, HR2811FT,	Drilling	Dust collector set	193472-7	Cuffs 22
	DHR164, *DHR165, *DHR171, *DHR182, *DHR202, *DHR241, *DHR262, DHR263, *HR1840, *HR1841F, *HR2230, HR2470, HR2470F, HR2475, HR2800, HR2810, HR2811F	All	Dust cup set	195173-3	Cuffs 22
DHR243, DHR281, DHR283, HR002G, HR004G, HR2320T, HR2630T, HR2631FT, HR2653T, HR3012F	All	Dust cup set	195179-1	Cuffs 22	

Circular saw and Plunge Cut Circular Saw

*Inner flange is also necessary.
**with shortlever



A B
Front cuffs
22 or 38
or

C D
Tool adapter
24
+
Joint 25-50
192349-3
or
Tool adapter
24*


* not needed
Front cuffs 24



Model	Dustnozzle set and Jointset		Cuffs size
	Description	Parts No.	
DHS630	Dust nozzle set	194314-8	Cuffs 22
DHS631	Dust nozzle set	196995-4	Cuffs 22
DHS660, DHS661	Dust nozzle set	199230-9	Cuffs 24
HS012G, DHS680	Dust nozzle set	196961-1	Cuffs 24
DHS710	Dust nozzle set	196520-1	Cuffs 24
DHS711	Dust nozzle set	196843-7	Cuffs 24
DHS780, DHS781, DHS782, DHS783	Dust nozzle set	196520-1	Cuffs 24
HS009G, HS010G, HS011G	---	---	Cuffs 24
DHS900, DHS901, DSP600, DSP601	---	---	Cuffs 24
DSS501	Dust nozzle set	194415-2	Cuffs 22
DSS611	Dust nozzle set	199460-2	Cuffs 22
RS001G	---	---	Cuffs 24
RS002G	---	---	Cuffs 38
5007NB	Dust nozzle set	199711-3	Cuffs 24
5007MGA, 5007MG	Dust nozzle set	199716-3	Cuffs 24
5007N, 5007NF	Dust nozzle set	199712-1	Cuffs 24
5008MG, 5008MGA	Dust nozzle set	194489-3	Cuffs 38
5103R	Joint(W/O screw)/ Joint set (W / screw x2)	415426-7/ 192419-8	Cuffs 38
5104, 5104S	Joint set	199427-0	Cuffs 38
5143R	Joint	192490-2	Cuffs 38
N5900B, 5902B	Joint set	193068-4/ 193823-4	Cuffs 38
5903R	Joint set	192419-8	Cuffs 38
HS003G, HS004G	Dust nozzle set	196520-1	Cuffs 24
HS301D	Dust nozzle set	195334-5	Cuffs 22
HS0600	Dust nozzle set	198263-1/ 198265-7	Cuffs 24
HS6100, HS6101	Dust nozzle set	195801-0	Cuffs 24
HS6600	Dust nozzle set	196843-7 / 196520-1	Cuffs 24
HS6601	Dust nozzle set	196520-1	Cuffs 24
HS7000	Dust nozzle set	197221-4/ 196520-1	Cuffs 24
HS7010	Dust nozzle set	196520-1	Cuffs 24
HS7100, HS7101	Dust nozzle set	195801-0	Cuffs 24
HS7600	Dust nozzle set	197221-4/ 196520-1	Cuffs 24
HS7010, HS7610, HS7611	Dust nozzle set	198933-2	Cuffs 24
HS7601, HS7610, HS7611	Dust nozzle set	196520-1	Cuffs 24
SP6000, SP001G	---	---	Cuffs 24

Angle grinder to diamond wheel

*Inner flange is also necessary.



A B
Front cuffs
22 or 38
or

C D
Tool adapter
24





















Model	Dust collection wheel guard for diamond wheel		Cuffs size
	Wheel guard type	Parts No.	
100mm Triple notches bearing box models	A	198414-6	Cuffs 22
	C	199294-3	Cuffs 38
100mm Single notch bearing box models	A	198413-8	Cuffs 22
	C	199295-1	Cuffs 38
9500NB, N9500N	C + Rubber sleeve	192212-0 + 192202-3	Cuffs 22
125mm Triple notches bearing box models	A	198416-2	Cuffs 22
	C	196845-3	Cuffs 38
125mm Single notch bearing box models	A	198415-4	Cuffs 38
	B	192968-5 / 192972-4	Cuffs 38
	C	196846-1	Cuffs 38
125mm X-Lock models	C	191G05-4	Cuffs 38
125mm Toolless wheel cover (Slide lever style) models	C	191G06-2	Cuffs 38
180mm Triple notches bearing box without brake models	D	198514-2*	Cuffs 38
180mm Twin notches bearing box models & Single notch bearing box models	B	194303-3	Cuffs 38
230mm Triple notches bearing box without brake models	D	198379-2(M14 spindle)	Cuffs 38
		198440-5(EU)	
		198509-5 (5/8"spindle) 198510-0 (M16 spindle)	
230mm Twin notches bearing box models & Single notch bearing box models	B	194044-1	Cuffs 38
		198380-7 (M14 spindle) 198511-8 (5/8"spindle) 198380-7* (M16 spindle)	Cuffs 38
230mm Single notch bearing box models	D	194044-1	Cuffs 38
	B	194044-1	Cuffs 38










Angle grinder to cup diamond wheel



Model	Dust collection wheel guard for cup diamond wheel		Cuffs size
	Wheel size	Parts No.	
125mm Toolless wheel cover 5 notches bearing box models	125mm	191W05-0	Cuffs 38
		191W06-8	Cuffs 38
125mm Triple notches bearing box models	125mm	195236-5 195237-3 195250-1	Cuffs 38
125mm Single notch bearing box models	125mm	195384-0 195385-8 197584-8 191X44-6 1911K1-3	Cuffs 38
180mm / 230mm Triple notches bearing box models	180mm	195387-4 195388-2	Cuffs 38
180mm / 230mm Twin notches bearing box models	180mm	195387-4 195388-2	Cuffs 38













System charts

For Model	Suction Systems and Part No.	
Belt Sander DBS180, 9032 	Dust nozzle assembly 122652-8 	
Belt Sander 9031 	<div style="border: 1px solid black; padding: 5px; margin-bottom: 5px;"> A Front cuffs 22  </div> <div style="border: 1px solid black; padding: 5px; margin-bottom: 5px;"> B Front cuffs 22-38 195548-6  </div> <div style="border: 1px solid black; padding: 5px; margin-bottom: 5px;"> C Tool adapter 24 + Joint 25-50 192349-3 or Tool adapter 24*  </div> <div style="border: 1px solid black; padding: 5px;"> D Tool adapter 38 + Joint 22-38 195548-6 or Tool adapter 24*  </div> <p style="font-size: small;">* not needed Front cuffs 24</p>	
Finishing Sander DBO380, DBO381, DBO382, DBO480, DBO481, DBO482, DBO484, 9046, BO3710, BO3711, BO4900/V, BO4901, BO4555, BO4556, BO4565, BO4566, BO4557, BO4558 		
Random Orbit Sander BO5030, BO5031, BO5040, BO5041, BO6030, BO6040, DBO180 		
Multi Tool DTM52 — 191R02-6 DTM51 — 199627-2 DTM50 — 199621-4 TM3000C — 199618-3 TM3010C — 199624-8 	Dust attachment set 	
Belt Sander 9404, 9902, 9903, 9910, 9911, 9920, 	<div style="border: 1px solid black; padding: 5px; margin-bottom: 5px;"> A Front cuffs 22  </div> <div style="border: 1px solid black; padding: 5px; margin-bottom: 5px;"> B Front cuffs 22-38 195548-6  </div> <div style="border: 1px solid black; padding: 5px; margin-bottom: 5px;"> C Tool adapter 24 + Joint 25-50 192349-3 or Tool adapter 24*  </div> <div style="border: 1px solid black; padding: 5px;"> D Tool adapter 38 + Joint 22-38 195548-6 or Tool adapter 24*  </div> <p style="font-size: small;">* not needed Front cuffs 24</p>	
Random Orbit Sander BO6050 		Front cuffs24 195546-0 
Cordless Drywall Sander DSL801 		Front cuffs24 195546-0 

For Model	Suction Systems and Part No.
Jig Saw JV183D, 4326, 4327, 4328, 4329, JV0600 	<div style="border: 1px solid black; padding: 5px; margin-bottom: 5px;"> A Front cuffs 22  </div> <div style="border: 1px solid black; padding: 5px; margin-bottom: 5px;"> B Front cuffs 22-38 195548-6  </div> <div style="border: 1px solid black; padding: 5px; margin-bottom: 5px;"> C Tool adapter 24 + Joint 25-50 192349-3 or Tool adapter 24*  </div> <div style="border: 1px solid black; padding: 5px;"> D Tool adapter 38 + Joint 22-38 195548-6 or Tool adapter 24*  </div> <p style="font-size: small;">* not needed Front cuffs 24</p>
Jig Saw DJV180, 4350T/CT/FCT, 4351T/CT/FCT 	
Cordless Jig Saw DJV181, DJV182 — 126331-0 **JV102D, JV103D — 457801-1 	Dust nozzle assembly 126331-0 457801-1 
	Front cuffs 24 195546-0 















**Use with Dust cover 458191-6



For Model	Suction Systems and Part No.
Angle Cutter 4114, 4114S 	Elbow joint 32 192613-2 
Dustless Cutter 4100KB 	
Cordless Dustless Cutter DCC500 	
Wall Chaser SG1251 	
Concrete Planer PC5000C, PC5001C, PC5010C 	
Belt Sander 9924DB 	Joint 32 192518-6 
Belt Sander 9403 	Joint 32 192349-3 
Wheel Sander 9741 	Joint 410899-9 

- A**
Front cuffs
38 
- B**

- C**
Front cuffs
38 
- D**
Tool adapter
38 

For Model	Suction Systems and Part No.
Cordless Slide Compound Miter Saw DLS713, DLS714 	
Slide Compound Saw LS0714/F/FL/L, LS0815F/FL, LS1017L, LS1018/L 	
Miter Saw LS1030N, LS1440 	
Compound Miter Saw LS1040/F, LS1045, LS1221 	A Front cuffs 38* 
Cordless Compound Miter Saw DLS600 	B 
Flip Over Saw LF1000 	C Front cuffs 38 
Table Top Miter Saw LH1040/F, LH1201FL 	D Tool adapter 38 
Slide Compound Saw LS1019/L, LS1219/L 	Front cuffs 24 195546-0 
Cordless Slide Compound Miter Saw LS002G, LS003G, LS004G, DLS110, DLS111, DLS112, DLS211, DLS212 	

*Except model:
 VC008G / VC009G
 DVC660 / DVC665
 DVC261 / DVC265



System charts

For Model	Suction Systems and Part No.
Table Saw 2704N	Joint 419093-0
Table Saw 2703	Joint 55 192799-2
Table Saw MLT100N	Dust port JM2700090
Table Saw 2712	
Band Saw LB1200F	Joint 419093-0
Scroll saw SJ401	Rubber sleeve 36-38 A-30617

A
Front cuffs
38*

*Except model:
VC008G / VC009G
DVC660 / DVC665
DVC261 / DVC265
DVC350

B

C
Front cuffs
38

D
Tool adapter
38

Planer
2012NB
 Hood set 193036-7 Outer dia. 76 mm |

For inner dia. 76 mm
Hose Vacuum Cleaner

For Model	Suction Systems and Part No.
Power Planer KP001G, DKP181, KP0810/C	
Power Planer DKP180, KP0800	Nozzle 451329-1
Power Planer 1805N	Chip cover 415452-6
Power Planer 1100	Nozzle for vacuum cleaner 192082-7
Power Planer 1911B	
Power Planer KP0800, 1804N, 1805N, KP312/S	

A
Front cuffs
38*

*DVC350
Cannot be used
with Planer models

B

C
Front cuffs
38

D
Tool adapter
38



Nozzle assembly















Joint











*Elbow




Model No.	Part No.
N1900B	191569-6
N1923B	152464-5
KP0800, DKP180	451329-1
1804N	JPA122278 (122278-6)
1805N	JPA122277 (122277-8)
KP312/S	193733-5


Model No.	Part No.
DKP180, DKP181, KP0810/C, KP0800	*191C20-4
1804N, 1805N, 1806B, KP312/S	181575-9

For Model	Suction Systems and Part No.
Plate Joiner PJ7000, DPJ180 	<div style="display: flex; align-items: center; justify-content: center;"> <div style="border: 1px solid black; padding: 5px; margin: 5px;"> A Front cuffs 22*  </div> <div style="margin: 0 10px;">→</div> <div style="border: 1px solid black; padding: 5px; margin: 5px;"> B Front cuffs 22-38  </div> <div style="margin: 0 10px;">→</div> <div style="border: 1px solid black; padding: 5px; margin: 5px;"> C Tool adapter 24 +  Joint 25-50 192349-3  </div> <div style="margin: 0 10px;">→</div> <div style="border: 1px solid black; padding: 5px; margin: 5px;"> D Tool adapter 38  + Joint 22-38 195548-6  </div> </div> <p>*DVC350 Cannot be used with Router models</p>
Cut-out Tool 3706 	
Dust collection cover 193449-2 	
Cordless Cut-out Tool DCO181, DCO180 	
Cordless Drywall saw DSD180, SD100D 	
Router RP1111C, RP1110C, RP0910 	


For Model	Suction Systems and Part No.
Router RP1802/ F, RP1803/ F, RP1801/ F, RP1800/ F, RP2302FC, RP2303FC RP2301FC, RP2300FC 3612BR 	Dust nozzle 194934-8  192035-6 
Router RD1101, RF1101, RP1101 	Dust nozzle 193379-7 
Router RP0900, **RT0700C, ***RT0702C Cordless Router **RT001G, **DRT50 ** Use with Plunge base assembly 	Dust nozzle 194733-8 
Trimmer RT0700C 	Dust nozzle 195559-1 
Cordless Trimmer RT001G, DRT50 	

A
Front cuffs
 38 


→

B


→

C
Front cuffs
 38 

→

D
Tool adapter
 38 

Makita recommend to use 38mm hose when you use Router



Vacuum Cleaner System charts

with front sleeve

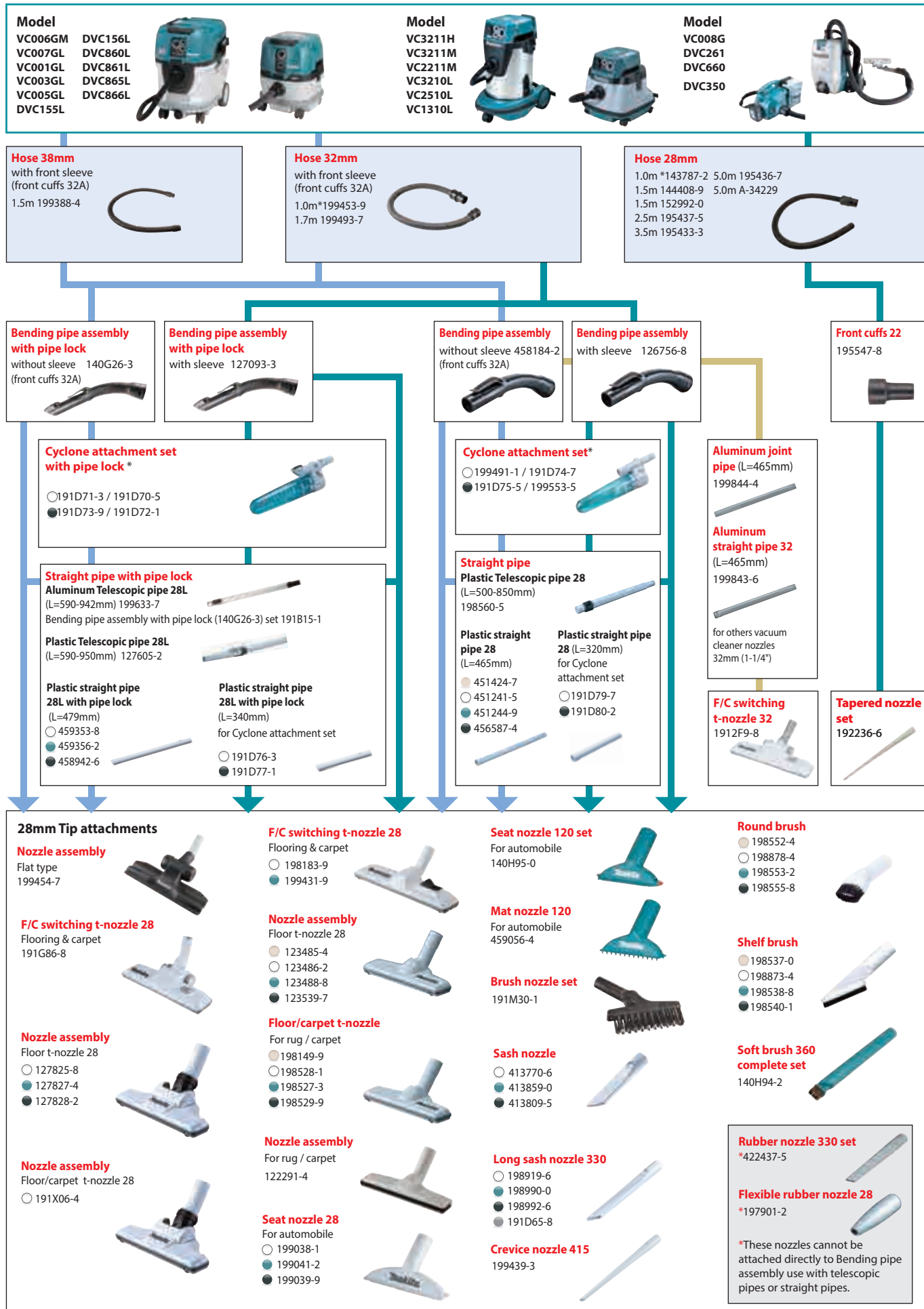
28mm Tip attachments

32mm Tip attachments

For Cleaning

*for Model DVC261, DVC265, DVC660, DVC665 only

Color



Model VC006GM VC007GL VC001GL VC003GL VC005GL DVC155L DVC156L DVC860L DVC861L DVC865L DVC866L		Model VC3211H VC3211M VC2211M VC3210L VC2510L VC1310L		Model VC008G DVC261 DVC660 DVC350	
---	---	--	---	--	--

Cleaning set

- Hose complete 38-2.5
- Straight pipe
- Bending pipe
- Nozzle assembly
- Corner nozzle

195439-1



Hose 38mm

- 1.5m 198757-6
- 2.5m 195434-1
- 5m 195435-9



Bending pipe assembly 38

1912G5-3




Bent pipe 192562-3

Straight pipe 192563-1











Aluminum Telescopic pipe 38

L=606-958mm
1912G4-5



38mm Tip attachments

Nozzle assembly Flat type (Dry) 199455-5		Universal type (Dry/ Wet) 195551-7		Wide Type (Wet model only) A-47846	
F/C switching t-nozzle Flooring & carpet (Dry) 198184-7 / 198533-8		Compact type A (Dry) 195549-4 / 122334-2		Round brush 191657-9	
Compact type B (Wet model only) 195550-9 / 122335-0		Corner nozzle 410306-2			


Model
 VC3012L
 VC4210L
 VC3012M
 VC4210M



Model
 VC2012L
 VC2512L
 VC3011L



Model:
 DCL184, CL121D




Hose 32mm

4m
P-84084




Hose 32mm

3.5m
P-81739




Curved hand tube inox

P-70346 **A**



Extension tubes

ø35x520mm black 2 pcs
P-72942



Extension tubes

ø35x350mm 3pcs
W107418350 **B**



Floor nozzle

D36x260
(Dry/ Wet)
W107402706



Floor nozzle

D36x300(Dry/ Wet)
P-81789 **C**



Floor nozzle

Universal Type(Wet)
W000014295




Corner nozzle

ø35x300
W6084 **D**



Corner nozzle

ø35x200
Use with P-81745
W000029541




Cleaning set

A, B, C, D set
W107418349



Flexible rubber nozzle 28

197901-2



28mm Tip attachments



Blower nozzle complete

140J64-3




Filter & Dust bag




for Dust (Powder)

- Powder Filter Set
- Damper set
- Pre-filter set
- Dust paper filter or Poly bag set

for Wet & Dry

Cloth filter or Water filter (Water only)

Compatible with usual Poly bags or Paper filters, allowing for:

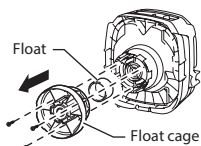


- Quick and easy dust disposal
- Lower-running cost compared with paper dust bag



	VC006GM, VC007GL (Wet & Dry)	VC001GL, VC003GL (Wet & Dry)	VC002GL, VC004GL, VC005GL (Dry)	DVC155L, DVC865L, DVC860L (Wet & Dry)	VC3211H, VC3211M, VC2211M, VC2201M (Wet & Dry)	VC3210L, VC2510L (Wet & Dry)	VC1310L (Wet & Dry)	
Use as a set	Powder filter set Dry only *HEPA filter for Dry use only	1911B6-0 *1911B7-8 	*191V70-3 	*191V70-3 	*197166-6 	VC3211H: *196251-2 VC3211M, VC2211M, VC2201M: *196252-0 	195441-4 *191F82-0 	195438-3
	Damper set	1911B4-4 	191V68-0 	191V68-0 	195552-5 	196254-6 	195552-5 	195552-5
	Pre-filter set	1911B5-2 	191V69-8 	191V69-8 	195553-3 	196253-8 	195612-3 	195553-3
Cloth filter Wet & Dry		144625-1 	144625-1 191V71-1 VC005G only 	140248-3 				
Water filter Wet only It is recommended using water filter when picking up large amount of water repeatedly.	1910N0-0 	191V67-2 		195555-9 DVC155L, DVC865L, DVC860L only		VC3210L: 195611-5 VC2510L: 195556-7 	195555-9 	
Dust paper filter 7L (5pcs) for dry powder				A-49541 			A-49541 	
Filter bag set 10L/15L/25L/35L (5pcs) for dry dust	35L: 1910Y4-9 	10L: 1912R3-4 VC001GL, VC002GL, VC005GL, DVC860L, DVC861, DVC865L, DVC866L, DVC867L 15L: 195557-5 VC003GL, VC004GL, DVC155L, DVC156L, DVC157L 			25L: 195558-3 	25L: 195558-3 VC3210L only 15L: 195557-5 VC2510L only 	15L: 195557-5 	
Poly bag set (10pcs)	1910R3-2 	195432-5 	195432-5 	195432-5 	195440-6 	195440-6 	195432-5 	

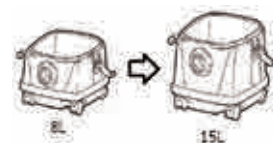
To use powder filter, remove the float cage and float by removing the bolts.



Capacity up tank set

DVC860L, DVC861L, DVC865L, DVC866L, DVC867L

* "HEPA filter" Mark on tank



With pipe lock Model:

- CL001G
- CL002G
- CL003G
- DCL283F
- DCL284F
- DCL285F
- DCL286F
- CL114FD
- CL117FD



Model:

- DCL180
- DCL181F
- DCL182
- CL183D
- CL106D
- CL107FD
- CL108FD
- CL100D



Model:

- CL070D
- CL072D



Cyclone attachment set with pipe lock

- 191D71-3 / 191D70-5
- 191D73-9 / 191D72-1



Dust capsule conv, kit Cyclone unit set

Compatible model:
CL001G, *CL003G, DCL283F, DCL284F,
*DCL286F, DCL180, CL181F
(*Standard Equipment)

- 1910D3-4
- 1910D4-2
- 1910D5-0



Cyclone attachment set

- 199491-1 / 191D74-7(USA)
- 191D75-5 / *199553-5(USA)



*Included sensormatic

Flexible hose set

- 191496-7
- 198868-7
- 198545-1
- 198547-7



Flexible hose set
191E30-3



Straight pipe with pipe lock

Plastic telescopic pipe 28L with pipe lock

(L=479-719mm)
Compatible model: CL001G,
CL002G, CL003G, DCL283F,
DCL284F, DCL285F, DCL286F

- 1910Y3-1



Plastic straight pipe 28L with pipe lock

(L=479mm)

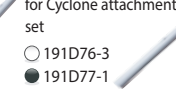
- 459353-8
- 459356-2
- 458942-6



Plastic straight pipe 28L with pipe lock

(L=340mm)

- 191D76-3
- 191D77-1



Straight pipe

Plastic Telescopic pipe 28

(L=500-850mm)

- 198560-5

Plastic straight pipe 28 (L=465mm)

- 451424-7
- 451241-5
- 451244-9
- 456587-4



Plastic straight pipe 28 (L=320mm)

- 191D79-7
- 191D80-2



28mm Tip attachments

Nozzle assembly

Floor t-nozzle 28

- 127825-8
- 127827-4
- 127828-2
- 127826-6



Nozzle assembly

For rug / carpet

122291-4



Crevice nozzle 415

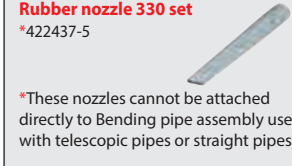
199439-3



Rubber nozzle 330 set

*422437-5

*These nozzles cannot be attached directly to Bending pipe assembly use with telescopic pipes or straight pipes.



Nozzle assembly

Floor/carpet t-nozzle 28

- 191X06-4
- 122B71-0



Seat nozzle 28

For automobile

- 199038-1
- 199041-2
- 199039-9



Round brush

- 198552-4
- 198878-4
- 198553-2
- 198555-8



Holder set

Part No. 199971-7
Model: CL001G, CL002G, DCL283F,
DCL284F, DCL285F, DCL180,
DCL180F, DCL181F, DCL182,
DCL182F, CL114FD, CL107FD,
CL072D



F/C switching t-nozzle 28

Flooring & carpet

191G86-8



Seat nozzle 120 set

For automobile

140H95-0



Shelf brush

- 198537-0
- 198873-4
- 198538-8
- 198540-1



F/C switching t-nozzle 28

Flooring & carpet

- 198183-9
- 199431-9



Mat nozzle 120

For automobile

459056-4



Soft brush 360 complete set

140H94-2



Nozzle assembly

Floor t-nozzle 28

- 123485-4
- 123486-2
- 123488-8
- 123539-7



Brush nozzle set

191M30-1



Sash nozzle

- 413770-6
- 413859-0
- 413809-5



Floor/carpet t-nozzle

For rug / carpet

- 198149-9
- 198528-1
- 198527-3
- 198529-9




Long sash nozzle 330

- 198919-6
- 198990-0
- 198992-6
- 191D65-8



Sash nozzle holder 28

For Plastic straight pipe
Model: CL001G, CL002G, CL003G, DCL283F,
DCL284F, DCL285F, DCL286F,
CL114FD, CL117FD



Cordless Cleaner and Backpack Vacuum Cleaner for selectable filters & Carrying bag

Capsule type cleaner Model: CL001G, DCL283F, DCL284F, DCL181F, DCL180F, DCL180, CL183D, CL108FD, CL106FD, CL070D

HEPA filter
199989-8
HEPA filter
Except Model: CL183D

HEPA filter + Pre filter

HEPA filter + Easy shake off dust filter

Pre filter
198750-0
198751-8(EU)

Stay (Filter flame)
458467-0

Filter
10per pkg
198915-4

Filter + Pre filter

Easy shake off dust filter

Easy shake off dust filter (High performance filter)
199966-0

Valve
424208-6

Sponge sheet 57
422268-2
Except Model: CL070D, CL183D

Paper bag type cleaner Model: CL002G, DCL285F, DCL182, DCL182F, CL114FD, CL121D, CL107FD, CL072D, DCL184, CL121D

Cordless Cleaner

Sponge sheet 76-110 (Recessed wall)
424804-0

Guard
413J77-0
CL002G only

Paper filter Anti-bacterial type (High performance filter)
10per pkg.
198744-5 (EU)
5per pkg.
198745-3

Valve stay complete (Dust stopper)
143677-9
DCL184, DCL182, DCL182F, CL114FD, CL121D, CL107FD, CL072D

Dust bag
198746-1
198747-9 (EU)

140K23-3
CL002G

Easy shake off dust bag
198748-7
198749-5 (EU)
Except Model: CL002G only

DCL184, CL121D

Sponge sheet 90
422440-6

High performance dust bag set
1910M4-5
CL002G only

New cyclone unit Model: CL001G, CL003G, DCL283F, DCL284F, DCL286F, DCL180, DCL181F

Compatible model:
CL001G, DCL283F, DCL284F, DCL180, DCL181F
CL003G, DCL286F (Standard Equipment)

Cyclone unit

Part No. 1910D3-4

Part No. 1910D4-2

Part No. 1910D5-0

Sponge sheet 62
422909-0
(Standard Equipment)

HEPA filter HEPA filter
1910C9-5

Sponge filter
422908-2
(Standard Equipment)

High performance filter set
1910C7-9
(Standard Equipment)

Cleaner carrying bag

Cleaner body, battery, charger and accessories can be stored together.



Except Model: CL003G, DCL286F, DCL184, CL121D (LxWxH: 600x210x190mm) Part No. 199901-8 with shoulder belt/ Part No. 161904-2



Model: DCL184, CL121D (LxWxH: 490x210x230mm) Part No. 199900-0 with shoulder belt: Part No. 162544-9

Cordless Upright Cleaner Model: DVC560

28mm Tip attachments

Seat nozzle 28
For automobile
199038-1
199041-2
199039-9

Long sash nozzle 330
198919-6
198990-0
198992-6
191D65-8

Seat nozzle 120 set
For automobile
140H95-0

Tapered nozzle set
192236-6

Mat nozzle 120
For automobile
459056-4

Round brush
198552-4
198878-4
198553-2
198555-8
191D67-4

Brush nozzle set
191M30-1

Shelf brush
198537-0
198873-4
198538-8
198540-1

Sash nozzle
413770-6
413859-0
413809-5

Soft brush 360 complete set
140H94-2

Filter bag set
10pcs. set
191T96-3

Main filter h set
191E39-5
HEPA filter

Brush complete set

Cordless Portable Vacuum Cleaner Model: DVC750L

For Cleaning Hose Complete
28-2.0m with Front cuffs 38
140G04-3

38mm Tip attachments

Wide Nozzle
458891-7

Sash Nozzle
458919-1

Round brush
191657-9

Corner nozzle
410306-2

Joint 22-38
195548-6

Tapered nozzle set
192236-6

Joint 38
418500-0

28mm Tip attachments

Dry only

Filter complete (HEPA filter)
Dry 162518-0

Pre filter and Damper set
Dry only 199827-4

Damper
422449-8

Pre filter
162635-6

Wet only

Wet filter set
191M39-3

Shoulder Belt Set
199486-4

Backpack Vacuum Cleaner for selectable filters & Carrying bag and Robotic Cleaner

Backpack Vacuum Cleaner Model: VC008G, VC009G, DVC660, DVC665, DVC261, DVC265

DVC660, DVC665

- Dust bag assembly**
191C30-1
- Filter bag set** (Paper dust bag)
10per pkg.
191C26-2
- Main filter H set (HEPA filter)**
191D12-9

VC008G, VC009G, DVC261, DVC265

- Dust bag assembly**
197898-5
197899-3(EU)
- Filter bag set** (Paper dust bag)
10per pkg.
197903-8
- Filter set assembly (HEPA filter)**
191Y27-2 (VC008G, VC009G)
127725-2 (DVC261, DVC265)



Robotic Cleaner Model: DRC200, DRC300

DRC200

- Boundary line tape (15m roll)**
SH00000231 (EU)
SH00000240 (USA, AU)
- Turn brush cover**
SH00000064
- Side brushes**
SH00000321 (Soft)
SH00000065 (Standard)
- Power brush**
SH00000320 (Soft)
SH00000063 (Standard)
SH00000319 (Combination)
- Filter**
SH00000213

DRC300

- Magnet tape set**
191P18-9
5m long, with double-sided tape
- Bottom plate assembly set**
191P24-4
- Side brush assembly set**
191P26-0 (Soft) for tatami mats, etc.
191P28-6 (Standard)
- Main brush complete set**
191P20-2 (Soft) for tatami mats, etc.
191P22-8 (Standard)
- Filter H complete set**
191P31-7
- Sponge sheet set**
191X35-7
Sponge part to be attached to Bumper for protection of surrounding objects from damage



MAKPAC adapter set



Model No.	Part no.
VC1310L, VC2201M, VC2211M, VC2510L, VC3210L, VC3211M	198599-8(EU) 198730-6

28mm Hose



Length (m)	Hose type	Front cuffs	Included items	Part No.
1.0	Antistatic hose	without cuffs	---	143787-2
1.5	Antistatic hose	without cuffs	---	144408-9
1.5	Antistatic hose	Front cuffs 38	---	152992-0
1.5	Antistatic hose	Front cuffs 38	Front cuffs 22	A-34235
2.5	Antistatic hose	Front cuffs 22	Front cuffs 38 Front cuffs 24	195437-5
3.5	Antistatic hose	Front cuffs 38	Front cuffs 22 Front cuffs 24	195433-3
5	Antistatic hose	Front cuffs 38	Front cuffs 22	A-34229
5	Antistatic hose	Front cuffs 38	Front cuffs 22 Front cuffs 24	195436-7

Front cuffs for 28mm hose or joint

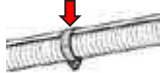
Type	Hose side	Cuffs type	Part No.
Front cuffs 22	28mm hose w/o cuffs	cuffs 22	195547-8
Front cuffs 38	28mm hose w/o cuffs	cuffs 38	195545-2
Front cuffs 24	Cuffs 22 or Cuffs 38	cuffs 24	195546-0
Joint 25 set	Cuffs 24	cuffs 22	192349-3
Rubber sleeve 18-21	Cuffs 22	For 18-21mm pipe	192202-3
Holder cuff set Front cuff 22, Front cuff 24, Holder 10-33,	28mm hose w/o cuffs	cuffs 22 or cuffs 24	195637-7

Holder 10-33 for 28mm hose



Hose size	Part No.
28	195544-4

Hose band



Hose size	Part No.
28/32/38	166116-2

Belt hook complete



Hose size	Part No.
	141873-3

Hose 38mm



Length (m)	Hose type	Front cuffs	Included items	Part No.
1.5	Antistatic hose	Front cuffs 32A	Bending pipe	199388-4

28mm Bending pipe



Matching hose set / Matching cuffs	Matching pipe	Part No.
28mm hose w/o cuffs	28L	127093-3
Front cuffs 32A		140G26-3
28mm hose w/o cuffs	28	126756-8
Front cuffs 32A		458184-2

28mm Bending pipe & Aluminum Telescopic pipe set



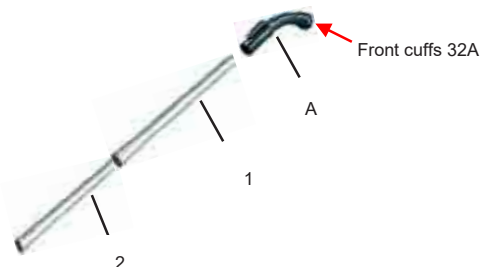
Matching cuffs	Matching nozzle	Part No.
Front cuffs 32A	28	191B15-1

28mm Bending pipe & Telescopic pipe set



Matching cuffs	Matching nozzle	Part No.
Front cuffs 32A	28	191G89-2

Aluminum pipe 32



Item	Description	Matching cuffs	Material	Part No.
A	28mm Bending pipe	Front cuffs 32A	Plastic	458184-2
1	Aluminum joint pipe 32 (L=465mm)	---	Aluminum	199844-4
2	Aluminum straight pipe 32 (L=465mm)	---	Aluminum	199843-6

Dust management

Joint



Joint type	Part No.	Third party vacuum cleaner nozzles
C38	191M79-1	Proteam Side Winder
B35	191M78-3	KARCHER Nilfisk
A32	191M77-5	PACVAC SHOPVAC Proteam

Hose stand



Part No.
197323-6

Hose 38mm



Length (m)	Hose type	Front cuffs	Part No.
1.5	Antistatic hose	Front cuffs 38	198757-6
2.5	Antistatic hose	Front cuffs 38	195434-1
5	Antistatic hose	Front cuffs 38	195435-9

Joint 38mm hose

Type	Hose side	Nozzle side	Part No.
Front cuffs 24 	Cuffs 22 or Cuffs 38	Cuffs 24	195546-0
Joint 22-38 	Cuffs 38	Cuffs 22	195548-6
Joint 38 	Cuffs 38	Nozzle 28	418500-0
Joint H 	Cuffs 38	Nozzle 32	424009-2
Nose joint 38	Cuffs 38	Cuffs 38	415021-3
Joint 55 assembly	Cuffs 38	56 mm pipe	192799-2
Joint 70	Cuffs 38	70mm pipe with O-ring	181575-9
Joint 45	Cuffs 38	75mm Hose	191852-1

Cleaning set

Includes one each of:
-Hose complete 38-2.5
-Straight pipe
-Bending pipe
-Nozzle assembly
-Corner nozzle



Part No.
195439-1

Aluminum pipe 38



Item	Description		Part No.
1	Bending pipe	Aluminum	192562-3
2	Straight pipe	Aluminum	192563-1
3	Stopper + Screw M4x20	---	451350-0 + 911138-5

Aluminum Telescopic pipe 38



Length (mm)	Part No.
606-958	1912G4-5

32mm Hose B type



Model No.	Size	Length (m)	Part No.
VC3012L/M, VC4210L/M	32B	4	P-84084
VC2012L, VC2512L, VC3011L	32B	3.5	P-81739

Tool adaptor

Quicksystem ø24 (set)



Quicksystem ø38 (set)



Tool adapter 24



Joint 25-50



adapter 35/38



Tool cuff adapter 24



Tool cuff adapter 38



Model No.	Description	Part No.
VC2000L, VC2012L, VC2512L, VC3011L	Tool adaptor 22 quick set	W107418661
	Tool adaptor with regulation	W107409977
	Tool adaptor 38 VC2012-3011L	W107418680
VC3012L/M, VC4210L/M	Quicksystem ø24 (set)	P-70378
	Quicksystem ø38 (set)	W107418688
VC2012L, VC2512L, VC3011L	with regulation	P-81745
VC3012L/M, VC4210L/M	Joint 25-50	192349-3
	adapter 35/38	P-70421
VC3012L/M, VC4210L/M	Tool cuff adapter 24	P-70415
	Tool cuff adapter 38	P-70421

Dust management

Cleaning set

Includes one each of:
 -Extension tubes
 -Crevice nozzle ø35x300
 -Curved hand tube inox
 -Floor nozzle D36x300 wet/dry



Model No.	Part No.
VC3012L/M, VC4210L/M	W107418349

32mm Curved hand tube inox



Model No.	Part No.
VC3012L/M, VC4210L/M	P-70346

32mm Extension tubes



Model No.	Description	Part No.
VC3012L/M, VC4210L/M	ø35x350mm 3pcs	W107418350
VC2012L, VC2512L, VC3011L	ø35x520mm black 2 pcs	P-72942

Nozzle 32

Floor nozzle D36x300



Model No.	Type	Dry/ Wet	Part No.
VC3012L/M, VC4210L/M	D36x300	Dry/ Wet	P-81789
VC2012L, VC2512L, VC3011L	D36x260	Dry/ Wet	W107402706
VC2012L, VC2512L, VC3011L	Universal Type	Dry/ Wet	W14295

Corner nozzle 32

*Use with P-81745



Model No.	Size	Part No.
VC3012L/M, VC4210L/M	ø35x300	W6084
VC2012L, VC2512L, VC3011L	ø35x200	*W29541

Filter & bag

Model No.	Description	Per pkg.	Part No.
VC3011L, VC2512L, VC2012L	Fleece filter bag (Filter bag)	5	P-72899
	Pre Disposal bag	5	P-70297
VC4210M / L	PTFE Flat filter	1	W107418351
	Motor cooling filter PET	1	W107418352
	Fleece filter bag (Filter bag)	5	W107418353
	Long-Life Filter bag	1	W107418354
	Pre Disposal bag	5	W107418355

For DCL501



	Type	Part No.
Hose	-	SH00000034
Straight pipe	Adjustable length	SH00000060
Nozzle assembly	Flooring & carpet	SH00000058
Crevice nozzle	-	SH00000042

wiper nozzle set (for blowing away)



Model No.	Part No.
DUB185, DUB186, UB100D, UB101D, UB1102, UB1103	191M32-7

Brush nozzle set



Model No.	Part No.
DUB185, DUB186, UB100D, UB101D, UB1102, UB1103	191M30-1

Nozzle assembly for vacuum & blow



Model No.	Size(mm)	Part No.
DUB182, DVC350	220	132025-7
	430	134182-7
UB100D, UB101D, DUB185, DUB186, UB1102, UB1103	220	123245-4
	430	123246-2

Bending long nozzle set / Garden Nozzle Assembly Set for blow



Model No.	Part No.
UB1102, UB1103	196729-5
UB100D, UB101D, DUB185, DUB186, UB1102, UB1103	191G09-6

Dust management

Tapered nozzle set for blow



Nozzle assembly (P/N:132025-7) is also necessary

Model No.	Color	Part No.
DVC350, UB100D, UB101D, DUB182, DUB185, DUB186	Gray	192236-6

Flexible hose, straight pipe, set

(Total length: 95cm)



Model No.	Part No.
DUB182, UB1100, UB1101	191750-9
DUB185, DUB186, UB100D, UB101D, UB1102, UB1103	196643-5

Dust bag



Model No.	Part No.
DUB182, UB1100, UB1101	122321-1
DUB185, DUB186, UB100D, UB101D, UB1102, UB1103	123241-2

Flexible hose set



Model No.	Part No.
DUB185, DUB186, UB100D, UB101D, UB1102, UB1103	191M34-3

Dust box assembly



Model No.	Part No.
LS0714, LS0714F, LS0714FL, LS0814FL, LS1216, LS1216FL, LS1216L	194175-6

Dust Bag



	Model	Part No.
Blower	DUB185, DUB186, UB100D, UB101D, UB1102, UB1103	122321-1
	DUB182	122814-8
Vacuum cleaner	DVC350	122918-6
Cutter	4100KB, DCC500, DCC501	126738-0
Belt sander	9924DB	122296-4
	9404, 9902, 9903, 9920	122591-2
	9403	122562-9
	9910, 9911	122548-3
Plunge cut saw	SP6000	122562-9
	DSP600, DSP601, SP001G	126599-8
Slide compound saw, Miter saw, Table top miter saw, Flip over saw	DLS110, DLS111, DLS112, DLS211, DLS212, DLS713, DLS714, LS003G, LS004G, LS008G, LS009G, LS0714/ F/ FL/ L, LS1019, LS1019L, LS1030N, LS1040/ F, LS1045, LS1216/F/FL/L, LS1219/ L, LS1221, LF1000, LH1040/ F	122852-0
	LH1201FL, LS1017L, LS1018/ L	JM23100501
	LS0815F/FL, LH1201FL	JM23510010
	LS1510	122321-1
	DLS610, LS001G, LS002G	127512-9
	DLS600	122884-7
	1100/N	STEX122312
Power Planer	1911B, 1912B	122402-1
	N1900B, N1923B	122230-4
	DKP180, DKP181, KP0810/ C, KP001G, KP0800	191C21-2
Concrete planer	PC5000C, PC5001C	122853-8
Plate jointer	DPJ180, PJ7000	123150-5
Orbital Sander	BO4900, BO4900V, BO6030	151517-7
	BO3710, BO3711	140115-2
Finishing Sander/ Random Orbit Sander	DBO180, DBO480, DBO481, DBO482, BO4555, BO4556, BO4557, BO4558, BO4565, BO4566, BO5030, BO5031, BO5040, BO5041	135222-4
	DBO380, DBO381	14015-2

Dust management


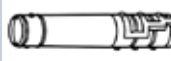





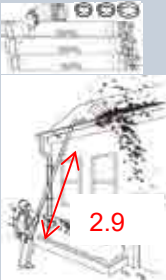



Vacuum attachment



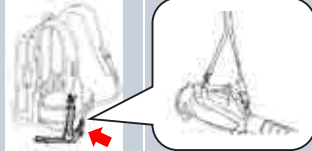





Model No.	No.	Description	Part No.
DUB363	1+2	Vacuum Kit Set	191P37-5
	2	Dust Bag Set	191P40--6

Pipe, End pipe, Flat nozzle & others accessory

*Adapter pipe 71 set are also necessary.
 **Adapter pipe 80-72 set are also necessary.
 ***Adapter pipe 85-72 set are also necessary.
 ****Adapter pipe set MG set are also necessary.

Model No.	Items	Part No.
DUB184	Front Nozzle Set 	183P96-3
DUB362	Long Nozzle Set 	183R02-0
DUB363	End Nozzle 72 Set 	183R01-2
DUB363	Pipe 90-72 Assembly Set 	183R06-2
UB001C UB001G	END NOZZLE 80 SET 	191P97-7
DUB184** DUB362 DUB363 UB001C*** UB001G*** UB400MP**** UB401MP****	Extension Nozzle 	197888-8
	Flat nozzle 	197889-6
DUB184** DUB362* DUB363 UB001C*** UB001G*** UB400MP**** UB401MP****	Gutter nozzle set (2.9m) • Extension Pipe 72 (0.9m P/N:459816-4) x3 • Nozzle (P/N:162790-4) x1 • Hose Clamp 75-90 (P/N:281030-2) x2 • Hose Clamp 85-100 (P/N:281031-0) x1 	191B03-8
DUB362 DUB363	Adapter pipe 71 set 	191J13-3
DUB184	Adapter pipe 80-72 set 	191L13-5
UB001C UB001G	Adapter pipe 85-72 set 	191L96-5



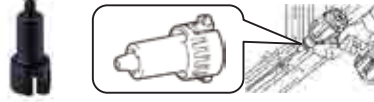
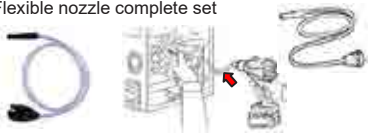
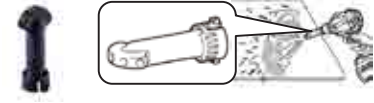
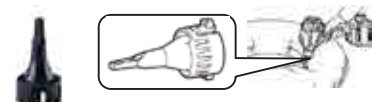
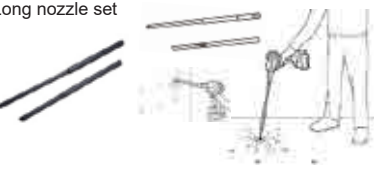




Model No.	Items	Part No.
UB400MP UB401MP	Adapter pipe set MG 	191C15-7
UB001G DUB184 DUB362	Shoulder belt 	166094-6
UB001C + DPC1200 UB001C + DPC01	Band Assembly set 	191J48-4
	T shape vacuume nozzle assy 	GB00000165
DUB187	Dust bag assy 	GB00000185
	Sholder harness assy 	GB00000038

Dust management

Cordless Dust Blower accessories







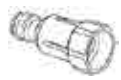




For model:
AS001G

*1 Used by attaching to Nozzle 13 and Air vent hose

Item	Description	Part No.
Nozzle 13 set 	Nozzle diameter: ϕ 13mm Nozzle diameter: ϕ 13mm (Same as the caliber of the machine) • For blow-off works • For inflating large play pools, etc.	191X15-3
Nozzle 7 set 	Nozzle diameter: ϕ 7.0mm For filter cleaning	191X13-7
Nozzle 3 set 	Nozzle diameter: ϕ 3.0mm	191X11-1
Flexible nozzle complete set 	Nozzle diameter: ϕ 6.0x800 (Hose) For blowing dust away from OA equipment or narrow spaces where this machine cannot enter	191X21-8
Wide range nozzle set 	Nozzle diameter: ϕ 6.0mm (each hole) For wide range blow-off	191X19-5
Pinch valve nozzle set 	Nozzle diameter: ϕ 7.0mm For inflating/deflating inner tubes and beach balls	191X17-9
Long nozzle set 	Nozzle diameter: ϕ 8.0mm • For cleaning anchor holes • For cleaning narrow spaces that are out of reach Nozzle 13 set (191X15-3) is also necessary.	191X78-9
Air vent hose complete set 	Nozzle diameter: 13mm (Same as the caliber of the machine) For inflating/deflating inner tubes and beach balls (Remove Dust cap complete from the machine and attach this hose.)	191X23-4
Rubber attachment 20-30 set 	Nozzle diameter: 7.0mm For deflation large play pools and inflatable beds etc.*1 Air vent hose complete set (191X23-4) and nozzle 13 set (191X15-3) are also necessary.	191X25-0
Rubber attachment 65 set 	Nozzle diameter: ϕ 65mm For deflating futon (bedding) compression bag*1 Air vent hose complete set (191X23-4) and nozzle 13 set (191X15-3) are also necessary.	191X27-6
Filter C complete set 	For use of the machine in a dusty environment (Remove Dust cap complete from the machine and attach this Filter.)	191X29-2

Power washer accessories for DHW080, HW1200, & HW1300

Shape	Models	Part No.	
Trigger gun set 	DHW080 HW1200 HW1300	197842-2	
Variable short gun set 	DHW080	191M52-1 (TAIWAN)	
Variable nozzle set 	DHW080 HW1200 HW1300	197822-8	
Vario spray lance set 	DHW080 HW1200 HW1300	191U88-8	
Vario spray nozzle set 	DHW080 HW1200 HW1300	191U86-2	
Extension set 	DHW080 HW1200 HW1300	191U84-4	
Variospray lance set 	DHW080 HW1200 HW1300	197876-5	
Cyclone jet nozzle set 	DHW080 HW1200 HW1300	197824-4	
Cyclone guard set 	DHW080 HW1200 HW1300	197864-2	
Under body spray lance set 	DHW080 HW1200* HW1300* (*for 110-127V)	197859-5	
	HW1200** HW1300** (**for 220V-240V)	198909-9	
Extension pipe set (0.9m / 1.3m / 1.7m) 	DHW080 HW1200 HW1300	197870-7	
Rotating brush set 	DHW080 HW1200 HW1300	197831-7	
Wash brush set 	DHW080 HW1200 HW1300	197828-6	
Foam nozzle set 	DHW080 HW1200 HW1300	197886-2	
Pipe cleaning hose 	DHW080 HW1200 HW1300	10m	197837-5
		15m	197840-6

Shape	Models	Part No.	
High pressure extension hose 	DHW080 HW1200 HW1300	5m	197845-6
		8m	197847-2
		10m	197850-3
Twist prevention joint set 	DHW080 HW1200 HW1300	197867-6	
Hose set(3m) 	DHW080 HW1200 HW1300	1910R1-6	
Self-suction hose set 	DHW080 HW1200 HW1300	197873-1	
Self-suction hose set(0.6m) 	DHW080 HW1200 HW1300	1910R2-4	
Accessory joint set 	DHW080 HW1200 HW1300	197853-7	
Absorption connector set 	DHW080 HW1200 HW1300	197881-2	
One touch joint set 	DHW080 HW1200 HW1300	197883-8	
Cleaner pin set 	DHW080 HW1200 HW1300	197879-9	
Shoulder belt 	DHW080	199486-4	
Trolley 	DHW080	TR00000002 (EU)TR00000001	

Others

Power supply USB cable

Model No.	Part No.
ADP05	199006-4
	199010-3
	199178-5



AC adapter

Allows operation of Makita Tools without a battery



Description	Model No.	Part No.
AC adapter	DMR106, DMR108, DMR108N, DMR112	SE00000101
AC adapter A	DMR300	TC00000133
AC adapter B	DMR300, DMR301	TC00000134
AC adapter C	DMR300	TC00000135
AC adapter D	DMR300	TC00000136
AC adapter E	DMR300, DMR301	TC00000137
AC adapter F	DMR300	TC00000138
AC adapter G	DMR300	TC00000139
AC adapter H	DMR300	TC00000140
AC adapter ASSY B	DCW180	WL00000057
AC adapter ASSY C	DCW180	WL00000058
AC adapter ASSY D	DCW180	WL00000059
AC adapter ASSY E	DCW180	WL00000060
AC adapter ASSY F	DCW180	WL00000061

Description	Model No.	Part No.
AC adapter ASSY G	DCW180	WL00000083
AC adapter ASSY H	DCW180	WL00000084
AC cord A	DMR300, DMR301	TC00000142
AC cord B	DMR300, DMR301	TC00000143
AC cord C	DMR300, DMR301	TC00000144
AC cord D	DMR300	TC00000145
AC cord F	DMR300	TC00000147
AC cord G	DMR300	TC00000148
AC cord H	DMR300	TC00000149
AC power cord	DCW180	WL00000120
Adapter	CF002G, DCF301	TE00000246
Adapter(AU,NZ)	CF002G, DCF301	TE00000620
Adapter(AU,NZ)	CF001G, DCF201, DCF203	TE00000621
Adapter(AU,NZ)	CF100D, CF101D, DCF102	TE00000622

Battery holder

Shape	Description	Model No.	Part No.
	For CXT battery	Cordless Fan Jacket / Vest / Heated Jacket / Vest	TD00000110

Shape	Description	Model No.	Part No.
	For LXT battery	Cordless Fan Jacket / Vest / Heated Jacket / Vest	TD00000111

Unit cable

Shape	Description	Type	Part No.
	Battery holder part No. TD00000110, TD00000111 + DFV215A / DFV214A / DFV210A / DFJ212A / DFJ213A / DFJ214A / DFJ216A / DFJ312A / DFJ416A	A	191U58-7
	Battery holder TD00000110, TD00000111 + DFV210 / DFJ212 / DFJ213 / DFJ214 / DFJ216 / DFJ416	C	191T97-1
	Battery holder TD00000110, TD00000111 + DCJ205 / CJ105D / DCJ206 / CJ106D / DCV202 / CV102D	B	TD00000112

Filter set

Attaching a filter to the intake fan unit prevents the dust invasion into jacket at work site with flying dust.

Shape	Description	Model No.	Part No.
	Filter set A: Frame 2pcs. Set, B: Filter (non-woven) 20pcs. set	DFV215A / DFV214A / DFV210A DFJ212A / DFJ213A / DFJ214A DFJ216A / DFJ312A / DFJ416A	198643-1
	B: Filter (non-woven) 20pcs. set		198644-9
			198641-5
			198642-3

Accessory for grease gun

Variable accessories for increased maneuverability

Shape	Description	Model No.	Size	Part No.
	Adapter set (1pcs)	DGP180	NPT1/8, ~69 Mpa-	191W61-0
	Adapter set (3pcs)	DGP180	NPT1/8, ~69 Mpa-	191A78-1
				191W60-2
	Extension pipe set	DGP180	NPT1/8, ~69 Mpa- Overall length: 160mm	1911M9-1
	Lock on adapter set	DGP180	NPT1/8, ~69 Mpa	191A76-5
	Angle adapter set	DGP180	~69 Mpa	191A77-3

Shape	Description	Model No.	Size	Part No.
	Barrel assembly A set	DGP180	For 400g grease cartridge	1910X0-0
	Barrel assembly B set	DGP180	For 450g grease cartridge	1910X1-8
	Barrel assembly C set	DGP180	For 500g grease cartridge	1910X3-4
	Cartridge barrel A set	DGP180	For 400g grease cartridge	191F24-4
	Cartridge barrel B set	DGP180	For 450g grease cartridge	1910X4-2
	Cartridge barrel C set	DGP180	For 500g grease cartridge	191F27-8
	Cartridge barrel A set assy	DGP180	For 400g grease cartridge	1910T3-6
	Cartridge barrel B set assy	DGP180	For 450g grease cartridge	1910T4-4
	Cartridge barrel C set assy	DGP180	For 500g grease cartridge	1910T5-2
	Cartridge barrel C set assy with o ring, joint A	DGP180	For 500g grease cartridge	1910T6-0
	Flexible hose 1200 set	DGP180	Length: 1.2 m	191A79-9
				191W58-9
	Flexible hose 600 set	DGP180	Length: 0.6 m	191A80-4
				191W59-7

Holder for caulking gun

Shape	Size	Model No.	Type	Part No.
	Holder set 300 ml	CG100D, DCG180	A	196351-8
	Holder set 600 ml	CG100D, DCG180	B	1911T4-0
	Holder set 800 ml	CG100D, DCG180	C	197195-9
	Holder d set 400 ml	CG100D, DCG180	D	1911T5-8

Rivet gun maintenance kit



Shape	Description	Model No.	Type	Size	Part No.
	Nose piece assy and jaw assy set	DRV150, DRV250	B	4.8 mm	191C03-4
				4.8 mmS	1911T9-0
				4.0 mm	191C04-2
				4.0 mmS	1911U1-3
	Nose piece assy, jaw assy and pipe set	DRV150, DRV250	-	3.2 mm	199728-6
				3.2 mmS	1911U4-7
				2.4 mm	199729-4
				2.4 mmS	1911U6-3
	Nose piece assy, jaw assy and pipe set	DRV250	-	6.4 mm	191F78-1
				6.4 mmS	1911U8-9
				6.0 mm	199725-2
				6.0 mmS	1911V0-2
				4.8 mm	191F79-9
				4.8 mmS	1911V1-0
				4.0 mm	191F80-4
				4.0 mmS	1911V3-6
	Grease set	DRV150, DRV250	Jaw grease	5 g	191D57-7
					191D58-5
	Jaw 4.8 set	DRV150	Rivet size: ø2.4 - 4.8 mm	-	199731-7
	Jaw 6.4 set	DRV150, DRV250	Rivet size: ø4.8 - 6.4 mm	-	199730-9

Tool protector

Protects tool from scratches and damages.



Description	Model No.	Part No.
Protector set a white	DRV150	191G65-6
Protector set a blue	DRV150	191S62-4
Protector set a red	DRV150	191S61-6
Protector set b white	DRV250	191G66-4
Protector set b blue	DRV250	191S64-0
Protector set b red	DRV250	191S63-2

Shoulder strap

Reduces user fatigue

Model No.	Part No.
DML813, DML814	TD00000002



Others



Battery protector

Designed to protect the battery cartridge from dust and dripping water in outdoor applications or harsh environments.

Shape	Description	Part No.	Shape	Description	Part No.
	Battery protector set	194649-7		Battery protector set	195798-3










Battery adapter & battery converter

Enables to separate the battery from the tool to reduce the tool weight for less hand and arm fatigue

Shape	Description	Part No.	Shape	Description	Part No.
	Adapter set	197718-3 197727-2		Adp10 interchangeable adp set	191C11-5 191C10-7




Hook set

For temporarily hanging the tool

Shape	Description	Model No.	Part No.
	Hook set short type	AS001G, DCO181, DTD171, DTS141, DTW190, TD126D, TD127D	195779-7
	Hook set wide type	DF0300, HP0300, TD0101, TD0101F	194759-0
		DPB182	196586-1
		DHR171, DHR182, HR140D, HR166D, DSD180, SD100D, DJR189	197224-8
		DHR171, DHR182, HR140D, HR166D	197505-0
	Wide hook set	DDA350, DDA351, DDF451, DDF453, DHP451, DHP453, DTD152, DTD153, DTD154, DTD157, DTL061, DTL063, DTP141, DTW251	194654-4
	Tool catcher set	DTD153, DTD154, DTD171	197043-2
	Tool catcher set	DTW190, DTW251, DTW300, DTW301, DTW302	197940-2
	Tool catcher set	DDF484, DDF485, DHP484, DHP485, DTP141	199428-8
	Tool hanger set	TD001G, TD002G, TD003G, TW004G, TW005G	191F58-7
	Tool hanger set	DTD157, DTW300, DTW301, DTW302, TW004G, TW005G	191K57-9
	Tool hanger set	DHR182	199593-3
	Hook set	DHK180, HR001G, HR002G, HR003G, HR004G	191C37-7
		HR007G, HR008G, HR009G	191W90-3
	Tool hanger set	DHR183, HR010G	1911K0-5
	Tool hanger set	HR3001C, HR3011FC, HR3012FC	191F45-6
	Hook assembly	DA001G, DA002G	127811-9
	Hook set	DCS553	199296-9
		DHS660, DHS661	199231-7
		DHS780, DHS781, DHS782, DHS783, HS003G, HS004G	199386-8
	Hook set	JR3051T	191C05-0
	Hook assembly set	DPB183, DPB184	191G64-8














Safety goggles

For eye protection

Shape	Part No.	Shape	Part No.
	195246-2		192219-6
	191686-2		

Heat gun accessories



For Model	Shape	Part No.	
DHG181, DHG180, HG6031V, HG6030, HG5030, HG6530V, HG6531C	Glass protection nozzle 	PR00000028	
	Wide-slot nozzle 	PR00000029	
	Reflector nozzle 	PR00000030	
	Reduction nozzle 20 	PR00000031	
	Overlap welding nozzle 	PR00000032	
	Solder sleeves reflector 	PR00000033	
	Welding nozzle 	PR00000034	
	Pressure roller 	PR00000035	
	Scraper 	PR00000040	
	Scraper set 	PR00000041	
	Scraper 	PR00000042	
	HG6031V, HG6030, HG5030, HG6530V, HG6531C	Welding rods 	ABS PR00000036
			HDPE PR00000037
PP PR00000038			
Speed welding nozzle 		PR00000039	

Flexible shaft set for DC concrete vibrator



Model No.	Size (mm)	Part No.
DVR340, DVR350	800	126207-1
DVR440, DVR450	1,200	126206-3
DVR850	2,400	126208-9
VR001G, VR003G, VR004G	ø32-1,200	1910E1-5
	ø32-1,700	1910E2-3
	ø32-2,400	1910C2-9
	ø38-1,200	11910E3-1
	ø38-2,400	1910C4-5

Battery case set



For Model:
VR001G, VR003G, VR004G

Type	Description	Part No.
H	for PDC01, PDC1200 (Use w Adapter set 191N62-4)	1910J4-4
L	for BL4050F, BL4080F	1910J1-0

Rechargeable Green Multi Line Laser accessories

*Thread size: W5/8

Model No.	Shape	Part No.
SK312GD, SK209GD, SK700GD, SK700D, SK106D/GD, SK105D/GD	Mini tripod *Thread size: W5/8 	TK0LM2000F
SK312GD, SK209GD, SK700GD, SK700D, SK106D/GD, SK105D/GD	Tripod 1800 *Thread size: W5/8 	TK0LM4001F
SK312GD, SK209GD, SK700GD, SK700D, SK106D/GD, SK105D/GD	Tripod 2900 *Thread size: W5/8 	TK0LM5030F
SK312GD, SK209GD	Power supply cable 	199006-4
SK312GD, SK209GD	Hand strap set 	199007-2
SK40GD, SK20GD, SK10GD, SK312GD, SK209GD	Mount 	A-69060
SK40GD, SK20GD, SK10GD		TK00ET03F1
SK700DGD, SK106D/GD, SK105D/GD	Laser Receiver LDX1 	LE00870137
SK106D/GD, SK105D/GD, SK700D/GD	Laser Receiver LDG-3 	LE00855702
SK312GD / SK209GD	Laser Receiver LDG-5 	TK0LDG301F
SK40GD, SK20GD, SK10GD, SK312GD, SK209GD	Laser Receiver LDG-5 	TK0LDG501F

Others

Shear wrench sleeve

For Model
6922NB DWT310
*Type F (for HEXA TECH (GFD France))
** for Chaineuse market



Bolt Size	Outer sleeve			Inner sleeve	
	Hex size	L (mm)	Part No.	L (mm)	Part No.
M16	27	35	764362-7	36	764416-0
M16		81	764367-7	36	*764421-7
M16		100	764406-3	82	764356-2
M20	32	37	764361-9	100	764400-5
M20		37	**196276-6	38	764417-8
M20		37	764361-9	38	*764422-5
M20		83	764363-5	84	764357-0
M20		100	764408-9	100	764402-1
M22, 7/8"	36 1-7/16"	39	153909-6	39	764418-6
M22, 7/8"		85	764364-3	39	*764423-3
M22, 7/8"		100	764410-2	85	764352-0
M22, 7/8"		170	764365-1	100	764404-7
M22, 7/8"		200	764411-0	170	764354-6
M22, 7/8"		200	764411-0	200	764405-5
3/4"	1-1/4"	37	764361-9	38	764419-4
3/4"		83	764363-5	84	764353-8
3/4"		168	764366-9	169	764355-4
5/8"	1-1/16"	35	764362-7	36	764420-9

For Model
6924N

Bolt Size	Outer sleeve			Inner sleeve	
	Hex size	L (mm)	Part No.	L (mm)	Part No.
M22	36	49	194033-6	48	194310-6
M24	41	49	194034-4	49	194311-4
7/8"	1-7/16"	49	194092-0	48	194310-6
1"	1-5/8"	49	194034-4	49	194312-2

Hammer carrier

For Model: HM1812, HM1802, HM1810, HM1801



Part No.
D-54972

Shear

Model No.	Item No.	Description	Part No.
DJS130, JS1300	1-7 set	For MILD STEEL : 1.3mm / 18Ga INOX : 1mm / 20Ga	194695-0
	1-8 set	For MILD STEEL : 1.6mm / 16Ga	194694-2
	1	INOX : 1.3mm / 18Ga	194696-8
JS1602	1-3 set	---	191383-0

Threaded Rod Cutter Blade set (2pcs set)



For Model:
DSC102 SC103D

Thread type		Thread size	Part No.
ISO Metric	Mild steel	M6	199087-8
		M8	199085-2
	Stainless steel	M10	199083-6
ISO Inch / BSW (British Standard Whitworth)	Mild steel	1/4"-20 UNC / W1/4	199444-0
		5/16"-18 UNC / W5/16	199443-2
		3/8"-16 UNC / W3/8	199081-0

For Model:
DSC121

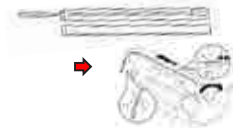
Thread type		Thread size	Part No.
ISO Metric	Mild steel	M8	SC09002700
		M10	SC09002710
		M12	SC09002720
ISO Inch	Stainless steel	W5/16	SC09002750
		W3/8	SC09002730
		W1/2	SC09002740

Cutter Blade set (2pcs set) for steel rod cutter



Model No.	Part No.
DSC162, DSC162R, DSC163	SC09002470
DSC191, DSC191R	SC09002030

Nylon brush



Model No.	Part No.
DTR180, DTR181	162755-6

Extension handle kit for DTR180 & DTR181



Model No.	Markets	Part No.
DTR180, DTR181		191M27-0
	Canada,	191M28-8

Tie wire set





Ø0.8mm
50 pcs/ box



Model No.	TYPE	Wire length / bobbin	Part No.
DTR180 DTR181	Standard	Approx 100m	199137-9
	Galvanized	Approx 100m	191A57-9
	Poly Coated	-	191J59-9




Cordless Inflator Adapter

For Model: DMP180, DMP181, MP001G, MP100D

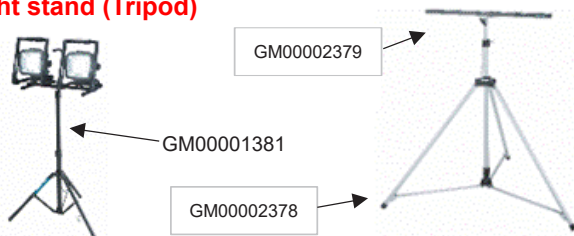
Item	Part No.
French valve adapter 	TE00000334
Swim ring adapter 	TE00000333
Ball adapter 	TE00000335
British valve adapter 	TE00000346

Coffee Maker accessories

For model: DCM501

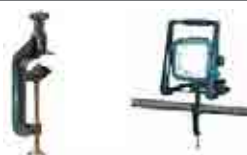
Item	Part No.
Cup cover 	KF00000021
Cup 	KF00000020
Filter 	KF00000013
Spoon 	KF00000033

Light stand (Tripod)



Model No.	Height	Description	Set Screw	Part No.
DML805	992-1,750mm	Up to two DML805's can be mounted.	M8	GM00001381
DML809, DML811, ML003G, ML005G, ML009G	1,300-2,000mm	-	-	GM00002378
DML809, DML811, ML003G, ML005G	Flat bar	Up to two lights can be mounted.	M10 bolt & nut	GM00002379

Vise



Model No.	Description	Set Screw	Part No.
DML805, ML003G, ML005G, ML009G	Use for mounting on a scaffolding pipe, etc.	M8	GM00001396

Lamp shade



Model No.	Part No.
DML809	GM00002286
DML811	GM00002287
ML005G	GM00002377
ML009G	GM00002358

Anti-glare film



Model No.	Part No.
DML805	A-58154
ML003G	GM00002312
ML005G	GM00002359
ML009G	GM00002376

Strap



Model No.	Part No.
DML812	GM00002239
ML104	GM00001028

Magnet attachment



Model No.	Part No.
ML105 / ML104	GM00001683(EU) GM00001714

Battery adanter & Battery converter

PDC01

BAP182

BCV01

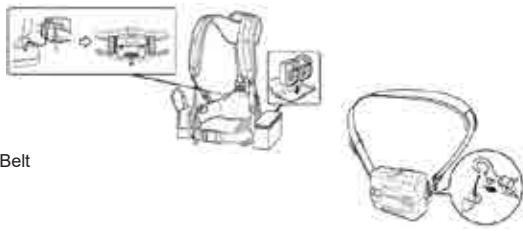


Type	Battery type	For Model
PDC01	LXT 18V Battery x4	LXT 18V Models or LXT 18Vx2 Models or Direct connection 36V Models
BAP182	LXT 18V Battery x2	LXT 18Vx2 Model
BCV01		Old 36V Models
BCV03		Old 36V Models
BAP18	LXT 18V Battery	LXT 18V
BAP18C	LXT 18V Battery	LXT 18V

Others

Harness for BAP182/BCV01

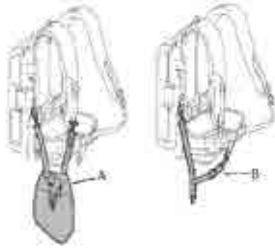
Harness



Shoulder Belt

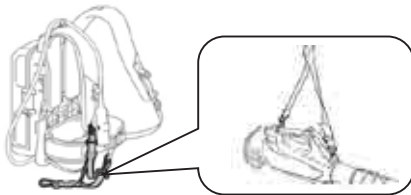
Type	Part No.
Harness	196818-6
Shoulder Belt	162523-7

String trimmer harness for DPC01 / PDC1200



Item	Part No.
A	191E43-4
B	197243-4

Blower harness for DPC01 / PDC1200



Part No.
191J48-4

Battery adapter for DPC01 & LXT 18V Battery models



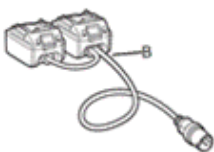
Item	Part No.
A	191A53-7
B	191A52-9

Battery adapter for DPC01/PDC1200 & XGT 40V Battery models



Item	Part No.
C	191N62-4

Battery adapter for DPC1200 & LXT 18Vx2 Battery models



Item	Part No.
B	191A52-9

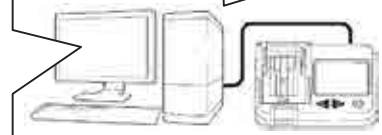
Portable Battery Checker

*BTC04 is also necessary

*With SD card for BTC04 software update.



Your PC and your USB cable



Checking time: 3-5sec.

Battery type	Battery Checker	market	Parts No.
Except XGT, CXT, G battery, BL3622A, BL36120A	BTC04	-	198038-8
		ARGENTINA	198200-5
		CANADA U.S.A.	198199-4
XGT battery	BTC05*	-	191K30-9
CXT battery	BTC06	-	-
DPC1200	BTC07*	---	191Y78-5
BL6440			

Battery Timer Setting Adapter

The Battery Timer Setting Adapter provides an antitheft solution for Makita-brand battery cartridges by utilizing the mobile devices or PCs (with the dedicated app installed) required for timer setup.

Applicable lithium-ion battery

- BL1430B BL1460B
- BL1820B BL1830B BL1840B BL1850B BL1860B



Part No.
BPS01

Carbon brush

*These brushes make commutator smooth to reduce sparks, letting the brake system work well. Let the motor run for 10 minutes at half of the rated voltage.

** Cut-off type carbon brush

Carbon brush for Repair 110-127V Models		Carbon brush for Repair 220-240V Models		Carbon brush for Repair 110-127V Models		Carbon brush for Repair 220-240V Models		Economy Carbon brush for 110-240V Models	
Country of origin marking : yes				Country of origin marking : non				Country of origin marking : yes	
Part No.	Marking	Part No.	Marking	Part No.	Marking	Part No.	Marking	Part No.	Marking
194961-5	1	194961-5	1	181019-9	1	181019-9	1	---	---
194962-3	2	194962-3	2	181057-1	2	181057-1	2	---	---
194970-4	70	194970-4	70	191914-5	70	191914-5	70	B-80276	70A
194971-2	75	194964-9	55	191956-9	75	181026-2	55	B-80248	55A
194971-2	75	194968-1	64	191956-9	75	191627-8	64	B-80254	64A
194971-2	75	194973-8	85	191956-9	75	191998-3	85	B-80282	85A
194972-0	76	194963-1	51	191947-0	76	181021-2	51	B-80232	51A
194972-0	76	194969-9	65	191947-0	76	191628-6	65	B-80260	65A
194975-4	**105	194975-4	**105	181038-5	**105	181038-5	**105	B-80307	105A
194977-0	107	194976-2	106	181437-1	107	---	---	B-80313	106A
194978-8	**113	194978-8	**113	191904-8	**113	191904-8	**113	---	---
194979-6	119	194979-6	119	191911-1	119	191911-1	119	---	---
194980-1	120	194980-1	120	191921-8	120	191921-8	120	---	---
194982-7	124	194974-6	100	191945-4	124	181030-1	100	B-80298	100A
194984-3	132	194984-3	132	191972-1	132	191972-1	132	---	---
194986-9	154	194985-1	153	181047-4	154	181044-0	153	B-80329	153A
194986-9	154	194986-9	154	181047-4	154	181047-4	154	---	---
194986-9	154	196018-8	174	181047-4	154	196017-0	174	---	---
194987-7	**155	194987-7	**155	181048-2	**155	181048-2	**155	B-80335	155A
194988-5	160	194988-5	160	191915-3	160	191915-3	160	---	---
195057-5	166	195056-7	165	191968-2	166	191936-5	165	---	---
195101-8	**172	195489-6	**173	195100-0	**172	195483-8	**173	---	---
195845-0	**175	195845-0	**175	195844-2	**175	195844-2	**175	---	---
194991-6	203	194991-6	203	191953-5	203	191953-5	203	B-80341	203A
194992-4	**204	194992-4	**204	191957-7	**204	191957-7	**204	B-80357	204A
194993-2	210	---	---	193696-5	210	---	---	---	---
197128-4	**218	197128-4	**218	197129-2	**218	197129-2	**218	---	---
194994-0	253	194994-0	253	194547-5	253	194547-5	253	B-80363	251A
191D84-4	**258	191D85-2	**260	---	---	---	---	---	---
194995-8	**302	194995-8	**302	191959-3	**302	191959-3	**302	---	---
194996-6	303	194996-6	303	191963-2	303	191963-2	303	B-80379	303A
194997-4	**304	195003-8	**327	191961-6	**304	194285-9	**327	B-80385	327A
194999-0 / 196454-8	318	194999-0 / 196454-8	318	191978-9 / 196453-0	318	191978-9 / 196453-0	318	---	---
194998-2	311	---	---	191979-7	311	---	---	---	---
195001-2	325	195001-2	325	194074-2	325	194074-2	325	---	---
---	---	195002-0	**329x1 / 325x1	---	---	194486-9	**329x1 / 325x1	---	---
197244-2	**351	195004-6	**350	197245-0	**351	194160-9	**350	---	---
197244-2	**351	197244-2	**351	197245-0	**351	197245-0	**351	---	---
195005-4	401	195012-7	415	191910-3	401	191950-1	415	B-80400	415A
195006-2	403	195006-2	403	191928-4	403	191928-4	403	---	---
195007-0	407	195015-1	419	191927-6	407	191962-4	419	B-80422	419A
195008-8	408	195010-1	411	191938-1	408	191940-4	411	B-80391	411A
195013-5	**416	195014-3	**417	191954-3	**416	191955-1	**417	B-80416	417A
195058-3	412	195058-3	412	191946-2	412	191946-2	412	---	---
195024-0	452	195024-0	452	191980-2	452	191980-2	452	---	---
195025-8	458	195026-6	459	194721-5	458	194722-3	459	---	---
---	---	195027-4	459x1 / **460x1	---	---	194723-1	459x1 / **460x1	---	---
---	---	---	---	---	---	643465-9 without box	465 for chinese market	---	---
198997-6	HG26i	---	---	198998-4	HG26i	---	---	---	---
---	---	197206-0	HG25A	---	---	197208-6	HG25A	---	---

Carbon brush

Carbon brush for Repair 110-127V Models		Carbon brush for Repair 220-240V Models		Carbon brush for Repair 110-127V Models		Carbon brush for Repair 220-240V Models		Economy Carbon brush for 110-240V Models	
Country of origin marking : yes				Country of origin marking : non				Country of origin marking : yes	
Part No.	Marking	Part No.	Marking	Part No.	Marking	Part No.	Marking	Part No.	Marking
EE7332022S	---	EE7332022S	---	---	---	---	---	---	---
EE7132A22S	---	EE7132A22S	---	---	---	---	---	---	---
EE7701822S	---	EE7701822S	---	---	---	---	---	---	---
UD0EIB106C	---	UD0EIB106C	---	---	---	---	---	---	---
JM23500117	---	JM23500117	---	---	---	---	---	---	---
JM23000123	---	JM23000123	---	---	---	---	---	---	---
YA00001196	---	YA00001196	---	---	---	---	---	---	---
YA00001195	---	YA00001195	---	---	---	---	---	---	---
YA00001194	---	YA00001194	---	---	---	---	---	---	---
YA00000815	---	YA00000814	---	---	---	---	---	---	---
609082570 / 3082570	---	609082580 / 3082580	---	---	---	---	---	---	---
609641180 / 3641180	---	609641160 / 3641160	---	---	---	---	---	---	---
---	---	609641000 / 3641000	---	---	---	---	---	---	---
W26774	---	W49625 / W26775	---	---	---	---	---	---	---

FOR DC Models

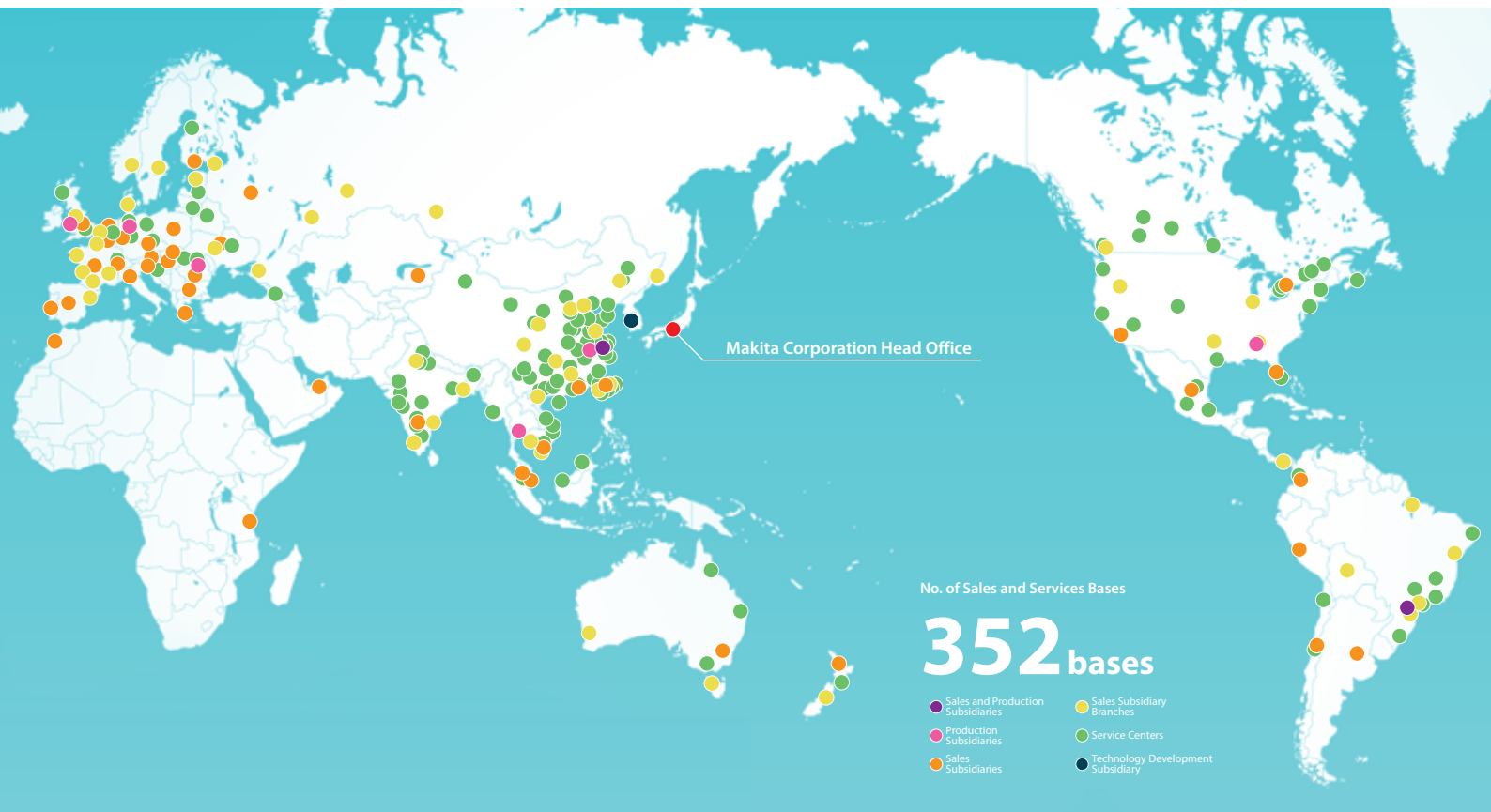
*These brushes make commutator smooth to reduce sparks, letting the brake system work well. Let the motor run for 10 minutes at half of the rated voltage.

Carbon brush for Repair			
Country of origin marking : yes		Country of origin marking : non	
Part No.	Marking	Part No.	Marking
198887-3	5	---	---
195011-9	414	191949-6	414
195018-5	430	191971-3	430
195016-9	423	191965-8	423
195017-7	424	191966-6	424
195022-4	441	194435-6	441
195018-5	430	191971-3	430
195020-8	434	193466-2	434
195022-4	441	194435-6	441
195018-5	430	191971-3	430
195020-8	434	193466-2	434
195021-6	440	194427-5	440
195018-5	430	191971-3	430
195021-6	440	194427-5	440
195022-4	441	194435-6	441
195023-2	442	194928-3	442
195021-6	440	194427-5	440
195021-6	440	194427-5	440
196855-0	448	196854-2	448
198997-6	HG26i	198998-4	HG26i
197206-0	HG25A	197208-6	HG25A
AS000VP071	---	AS000VP071	---

Makita - A Global Brand

Makita have established directly operated business bases in about 50 countries around the world, and have upgraded our sales network in over 170 countries and after-sales service capabilities to become one of the leading companies in our industry. In addition, Makita is producing power tools and OPE in China, Romania, Thailand, U.K., Brazil, U.S. and Germany. Currently, about 90% of our group's manufacturing work in terms of production volume is carried out overseas.

Makita's worldwide sales and service network, as well as the stable, high production quality ensured at its plants worldwide, are the embodiment of the Makita brand.



JAPAN

Makita Corporation Headquarters



JAPAN

Okazaki Plant



U.S.A.

U.S. Plant



UNITED KINGDOM

U.K. Plant



ROMANIA

Romania Plant



GERMANY

Germany Plant



BRAZIL

Brazil Plant



CHINA

China Plant (MCC)



CHINA

China Plant (MKC)



THAILAND

Thailand Plant



JAPAN

Makita Corporation**Head office**

3-11-8, Sumiyoshi-cho, Anjo, Aichi
446-8502
Phone: +81-(0)566-98-1711
Fax: +81-(0)566-98-6021
www.makita.co.jp

Okazaki plant

22-1, Watarijima, Nemunoki-cho,
Okazaki, Aichi 444-0232
Phone: +81-(0)564-43-3111

Nisshin Office

349 Minamiyama,
Komenoki-cho, Nisshin,
Aichi 470-0111
Phone: +81-(0)561-75-1500

Tokyo branch office

3-5-3, Hongo, Bunkyo-ku,
Tokyo 113-0033
Phone: +81-(0)3-3816-1141
Fax: +81-(0)3-3813-1633

Nagoya branch office

2-33, Namiki, Nakamura-ku,
Nagoya 453-0856
Phone: +81-(0)52-419-0561
Fax: +81-(0)52-413-0081

Osaka branch office

1-26-8, Tenma, Kita-ku,
Osaka 530-0043
Phone: +81-(0)6-6351-8771
Fax: +81-(0)6-6352-4607

Domestic sales offices

Sapporo, Sendai, Niigata, Utsunomiya,
Saitama, Chiba, Yokohama, Shizuoka,
Gifu, Kanazawa, Kyoto, Hyogo, Okayama,
Hiroshima, Takamatsu, Fukuoka,
Kumamoto, Okinawa and other major
cities

CHINA

Makita (China) Co., Ltd.**Head office & plant (MCC)**

No.1388 Middle Huangpujiang Road,
Kunshan Economic & Technical
Development Zone, Jiangsu, China
Postcode:215335
Phone: +86-(0)512-57707710
Fax: +86-(0)512-57713623
www.makita.com.cn

**Domestic sales department
(MCS/MCCF)**

No.318, South Wusongjiang Road,
Kunshan City, Jiangsu, China
Postcode : 215300
Phone: +86-(0)512-57037500
Fax: +86-(0)512-57037118
www.makita.com.cn

Domestic sales department (MCCS)

No.80 Meigui Road, Kunshan Economic
& Technical Development Zone, Jiangsu,
China
Postcode : 215300
Phone: +86-(0)512-57567710

Guangzhou sales branch (CGZ)

Rome 1001 1002, The First Floor, Jinhao
Building, No.38, Middle Of Huadi
Avenue, Li Wan
District, Guangzhou, Guangdong, China
Postcode : 510380
Phone: +86-(0)20-87518872
Fax: +86-(0)20-87518873

Shanghai sales branch (CSH)

Room.102&103, 1F, No.128, East Luoxiu
Road, Xuhui District, Shanghai, China
Postcode : 200231
Phone: +86-(0)21-54487198
Fax: +86-(0)21-62476732

Tianjin sales branch (CTJ)

No.3 Office Building, No.23, Quanwang
Road, Wuqing Development
Area, Tianjin, China
Postcode : 301700
Phone: +86-(0)22-29395799
Fax: +86-(0)22-29395769

Chengdu sales branch (CCD)

2F, Building 1, Hatchery Building, No.9, Wu
Ke Dong San Road, Wu Hou
District, Chengdu, Sichuan, China
Postcode : 610045
Phone: +86-(0)28-85366002
Fax: +86-(0)28-87337018

Shenyang sales branch (CSY)

No.2, 10A, No.7 Street, Economic and
Technological Development Zone,
Shenyang, Liaoning, China
Postcode : 110141
Phone: +86-(0)24-22530648
Fax: +86-(0)24-22530170

Xian sales branch (CXA)

1 & 2F, Xian Youzhi Science and Technology
Industrial Park No.75 Mingguang Road,
Economic And Technological Development
Zone, Xian, Shanxi, China
Postcode : 710018
Phone: +86-(0)29-86223736
Fax: +86-(0)29-86229230

Changsha sales branch (CCS)

(Near Gaosheng Road)No.3, Building
5, Youxin Mechanical And Electrical
Market, Yuhua District, Changsha, Hunan,
China
Postcode : 410114
Phone: +86-(0)731-8526-7792
Fax: +86-(0)731-8526-7791

Shijiazhuang sales branch (CSJ)

No.15, F District, Wanlian International
Mechanical And Electrical City, No.560,
Heping East Road, Changan
District, Shijiazhuang, Hebei, China
Postcode: 050000
Phone: +86-(0)311-89864089
Fax: +86-(0)311-85024612

Makita (Kunshan) Co. Ltd.

No.1, Nanzi Road, Kunshan Economic &
Technical Development Zone,
Jiangsu, China
Postcode: 215300
Phone: +86-(0)512-57367367
Fax: +86(0)512-57365575

Makita Power Tools (HK) Ltd.

Head office
Unit 1, 17/F., Grandtech Centre,
8 On Ping Street, Shatin, N.T., Hong Kong
Phone: +852-2648-8683
Fax: +852-2648-5237

Macau Service Centre

Em Macau, Rua Do Volong N°11,
Rés-Do-Chão A
Phone: +853-2835-4587
Fax: +853-2835-4135
www.makita.com.hk

Makita (Taiwan) Ltd.

Head office
No.798, Sec. 2, Wenhua 3rd Rd.,
Linkou Dist., New Taipei City 24459,
Taiwan
Phone: +886-(0)2-8601-9898
Fax: +886-(0)2-8601-2266
www.makita.com.tw

Taichung sales branch

No. 839, Section 3, Zhongqing Rd, Daya
Dist, Taichung City, 428, Taiwan
Phone: +886-(0)4-2392-1650
Fax: +886-(0)4-2392-1653

Kaohsiung sales branch

No.105, Yucheng Rd., Sanmin Dist.,
Kaohsiung City 807, Taiwan
Phone: +886-(0)7-343-0292~4
Fax: +886-(0)7-341-3602

Yilan factory service center

No. 237, Section 3, Chuanyi Rd, Luodong
Township, Yilan County, 265, Taiwan
Phone: +886-(0)3-956-7801
Fax: +886-(0)3-956-7877

Hualien factory service center

No.247, Sec.2, Zhongyang Rd.,
Ji'an Township, Hualien County 973,
Taiwan
Phone: +886-(0)3-852-8901
Fax: +886-(0)3-852-8515

Yunlin factory service center

No.197, Guangfu Rd., Huwei Township,
Yunlin County 632, Taiwan
Phone: +886-(0)5-632-8200
Fax: +886-(0)5-632-8190

Tainan factory service center

No. 182, Minzhi Rd, Xinying District,
Tainan City 730, Taiwan
Phone: +886-(0)6-656-5651
Fax: +886-(0)6-656-7800

Pingtung factory service center

No.12&16, Ruimin Rd.,
Pingtung City 900, Taiwan
Phone: +886-(0)8-722-0001
Fax: +886-(0)8-722-0733

Taitung factory service center

No. 51, Section 2, Zhongxing Rd, Taitung
City, Taitung County 950, Taiwan
Phone: +886-(0)89-232-301
Fax: +886-(0)89-232-322

SINGAPORE

Makita Singapore Pte. Ltd.**Head Office**

7, Changi South Street 3, Singapore 486348
Phone: +65-6546-8700
Fax: +65-6546-8711
www.makita.com.sg

Myanmar Service Center

No.D36/2, Lan Thit Road, Insein Township, Yangon.
Phone: +95-(0)9-76232-6433
+95-(0)9-76911-5388

Cambodia Service Center

No. 432, Street 271, Phum Chamroen
Phal 4, Sangkat Boeung Tumpun 1, Khan
Meanchey, Phnom Penh, CAMBODIA.
Phone: +855-(0)78-994-071
https://www.makita.com.kh/

INDIA

Makita Power Tools India Pvt. Ltd.**Head Office**

Unit 2, Sy. No. 93/3 & 93/4,
Koralur Village, Kasaba Hobli,
Hoskote Taluk, Bangalore – 560067.
India.
Phone: +91-(0)80-2205-8200
Fax: +91-(0)80-2854-9007
www.makita.in

Delhi Branch

Khasra No. 1035, Village Mundka, Near
Ganpati Dharam Kanta, Delhi – 110041,
India
Phone: 011-28341102

Chennai Branch

No.30, Jawaharlal Nehru Salai,
Koyambedu, Chennai – 600107. India.
Phone: +91-(0)44-2479-2522
Fax: +91-(0)44-2479-2533

Kolkata Branch

P-46, Hide Road Extension,
Kolkata – 700088.
West Bengal. India.
Phone: +91-(0)33-2439-1030 / 1060

Bangalore Service Centre

Sowbhagya M Gopi Nilaya No. 66,
Mission Road, 2nd Main, Sudhamanagar,
Bangalore – 560027. India.
Phone: +91-80-2222-8200

Cochin Branch

Door No. XVI/443A, Jubilee Road, Kerala
– 682040. India
Phone: +91-8590432003

Mumbai Service Centre

Shop No.3, on Ground Floor,
Commercial Chamber, bearing
Municipal Street No.76, and 72/80,
Nagdevi Cross Lane, Mumbai 400003.
Phone: +91(0)22-4974-4092

Ahmedabad Service Centre

Aniket Estate, Near Sawan Hotel, Near
Sarkhej – Sanand Chokdi, S. G. Highway,
Ahmedabad – 382210. India.
Phone: +91-6358737996

Hyderabad Service Centre

3-3-10, Kings Way, Rashtra Pathi Road,
Secunderabad – 500003. India.
Phone: +91(0)040-4003-8000

Peenya Service Center

No.36/B, F1, 2nd Phase, 1st Main Road,
KIADB, NTF Circle, Peenya Industrial
Area, Bangalore – 560058
Phone: +91-9606980302

Pune Service Centre

Shop No. 104, First Floor, Plot No.
PAP/J/121/122. J Block, MIDC Bhoasari,
Pimpri Chinch Wad, Pune – 411026
Phone: 020-46300061

Rudrapur Service Centre

MIG-48, Ground Floor, Ward No. 19, New
Ward no. 38, Near Siddhu Palace, Awas
Vikas, Rudrapur, Uttarakhand – 263153
Phone: +91 7042597756

Trichy Service Centre

No. 4 & 5, No.S1/17A, EGA PLAZA,
Trichy Tanjore Main Road, Thuvakudi,
Trichy – 620015, India
Phone: +91 9600291989

Jamshedpur Service Centre

Shop no. 24, Shivaranjani Complex, Plot
no. ST-8, Mouzadindli, Adityapur,
P.S.Adityapur Ward no. 5, Saraikel (D),
Kharswan, Jharkhand State
Phone: 0657 - 2383024

Indore Service Centre

Unit No. B-34, Block No. B-18, Access B,
New Siyaganj, Poddar Plaza, HTL, Unit 2,
VIP Route No.1, Kachhi Mohalla, Indore
Phone: 0731-3593608

Vadodara Service Centre

Shop No. 3, Lakod Complex, GIDC,
Makarpara, Vadodara, Gujarat
Phone: Mob. +91 88665 53756

Guwahati Service Centre

Sahani Mansion, Chatribari Road,
Guwahati, Kamrup Metropolitan,
Assam – 781001, India.
Phone: 036-13514572

Coimbatore Service Centre

D.No.138/6, Ground Floor, Rangakonar Street,
Katoor, Coimbatore - 641009, Tamilnadu.
Phone: 0422-3510235

VIETNAM

Makita Vietnam Co. Ltd.**Head office**

Unit 4-5-6, Block 16 18 L1-2, Street 3,
VSIP II Industrial Park, Hoa Phu Ward,
Thu Dau Mot City, Binh Duong Province,
Vietnam.
Phone: +84-274-362-8338
Fax: +84-274-362-8339
www.makita.com.vn

North Branch

Unit 05, No.01, Street 6, VSIP Bac Ninh
Intergrated Township and Industrial
Park, Phu Chan Ward, Tu Son Town, Bac
Ninh Province, Vietnam
Phone: +84-222-376-5942
Fax: +84-222-376-5941

Da Nang Service Center

102 Trieu Nu Vuong Street, Hai Chau 1
Ward, Hai Chau District, Da Nang City,
Vietnam.
Phone: +84-236-352-5079
Fax: +84-236-352-5479

Can Tho Service Center

366 Vo Van Kiet Street, 5 Zone, An Thoi
Ward, Binh Thuy District, Can Tho City,
Vietnam.
Phone: +84-292-389-4358
Fax: +84-292-389-4359

Buon Ma Thuot Service Center

68 Le Duc Tho, Thang Loi Ward, Buon Ma
Thuot City, Dak Lak Province, Vietnam
Phone: +84-262-355-4556
Fax: +84-262-355-4557

ASIA

Hai Phong Service Center

No. 01 Lot OH-01, Huy Hoang Riverside project, Thuong Ly Ward, Hong Bang District, Hai Phong City, Viet Nam
Phone: +84-225-883-1429/1529

Nha Trang Service Center

Lot 36-38, Road B6, Vinh Diem Trung Urban Area, Vinh Ngoc Ward, Nha Trang City, Khanh Hoa Province, Viet Nam
Phone: +84-258-382-3338

Ho Chi Minh Service Center

12 Trinh Van Can, Cau Ong Lanh Ward, 1 District, Ho Chi Minh City, Viet Nam
Phone: +84-283-821-5191

Ha Noi Service Center

Group 15 and No. 4, Alley 63, Truong Chinh Street, Phuong Liet Ward, Thanh Xuan District, Hanoi City, Viet Nam
Phone: +84-243-202-2585

THAILAND

Makita Manufacturing (Thailand) Co., Ltd.

219/1 Moo 6, Tambol Bowin, Amphur Sriracha, Chonburi, 20230
Phone: +66-3300-4750
Fax: +66-3300-4747

MALAYSIA

Makita Power Tools (Malaysia) Sdn. Bhd.

Head Office
Lot 824, Jalan Subang 5, Subang Industrial Area, 47500 Subang Jaya, Selangor, Malaysia
Phone: +60-(0)3-8023-0824
Fax: +60-(0)3-8022-1448

Johor (Johor Bahru) Service Center

No. 12 & 14, Jalan Rosmerah 2/9, Taman Johor Jaya, 81100 Johor Bahru, Johor
Phone: +60-(0)7-364-9406
Fax: +60-(0)7-364-9407

Sarawak (Kuching) Service Center

Lot 1227, Lorong Demak Indah 2A, Demak Laut Industrial Area, Phase 2A, 93050 Kuching Sarawak, Malaysia.
Phone: +60-(0)82-496-800
Fax: +60(0)82-496-900

Sabah (Kota Kinabalu) Service Center

Lot 19, Jalan Buah Duku, Kolombong Light Industrial Estate, Off Kolombong, Kolombong Zone 1, 88450 Inanam, Kota Kinabalu, Sabah
Phone: +60-(0)88-388-278
Fax: +60-(0)88-388-279

AMERICAS

UNITED STATES

Makita U.S.A. Inc.

Corporate office

14930 Northam Street, La Mirada, CA 90638-5753, USA
Phone: +1-714-522-8088
Fax: +1-714-522-8133
www.makitatools.com

Western regional (Los Angeles) office

14930 Northam Street, La Mirada, CA 90638-5753
Phone: +1-714-522-8088
Fax: +1-714-297-1544

Western regional (Reno) office

10200 Military Rd, Reno, NV, 89506
Phone: +1-775-437-9362

Central regional (Chicago) office

1450 Feehanville Drive, Mount Prospect, IL 60056-6011
Phone: +1-847-297-3100
Fax: +1-847-297-1544

Eastern regional (Atlanta) office

4200 Falcon Parkway Flowery Branch, GA 30542
Phone: +1-770-476-8911
Fax: 866-521-3541 Free Dial USA only

Southern regional (Dallas) office

910 E. Pleasant Run Road, Wilmer, TX 75172
Phone: +1-972-441-8099
Fax: +1-855-231-0468

Factory service centers

Atlanta, Boston, Chicago, Dallas, Denver, Florida, Houston, Las Vegas, Los Angeles, New Jersey, Portland, San Francisco, Reno

Makita Corporation of America

2650 Buford Highway, Buford, GA 30518-6045
Phone: +1-770-932-2901
Fax: +1-770-932-2905

Makita Latin America Inc.

Head office

9221 West 44th Ave. Suite 900, Hialeah, FL 33018
Phone: +1-305-882-0522
Fax: +1-305-882-0484
www.makitalatinamerica.com

Panama Branch

Local Comercial No.4, Albrook Office Center, calle Diego Dominguez, Albrook, Panama City, Panama
Phone: +507-315-0305
Fax: +507-315-0651

CANADA

Makita Canada Inc.

Head office

1950 Forbes Street, Whitby, ON L1N 7B7
Phone: +1-905-571-2200
Fax: +1-905-433-4779
www.makita.ca

Western regional office

11771 Hammersmith Way, Richmond, BC V7A 5H6
Phone: +1-604-272-3104
Fax: +1-604-272-5416

Factory service centers

Burnaby (Vancouver), Calgary, Dartmouth (Halifax), Edmonton, Les Saules (Quebec City), London, Mississauga (Toronto), Nepean (Ottawa), Richmond (Vancouver), Saskatoon, St. Leonard (Montreal), Whitby, Winnipeg

MEXICO

Makita México, S.A. de C.V.

Head office

Camino Viejo A San Lorenzo Tepaltitlan (Jose Marti) No.227 Col. Tlacopa, Toluca, Estado De Mexico, C.P. 50010
Phone: +52-722-385-8800 / 237-3293
www.makita.com.mx

Mexico city factory service center

Norte 35 #780-C Col. Industrial Vallejo, Del. Azcapotzalco Mexico, D.F. Mexico C.P. 02300
Phone: +52-55-5567-3387 / 5368-2937

Guadalajara factory service center

AV.Sierra Mazamitla #5864 Col.Pinar De La Calma Zapopan, Jalisco C.P. 45080
Phone: +52-33-3632-8032 / 3632-8057

Monterrey factory service center

Avenida Pablo Livas #4207 Colonia Guadalupe victoria, Municipio Guadalupe nuevo León, C.P.67180
Phone: +52-81-8372-4205 / 8372-4193

BRAZIL

Makita do Brasil Ferramentas Elétricas Ltda.

Head office & plant

Rodovia BR 376, Km 506,1 - (pista norte) Bairro Colônia Dona Luíza, CEP 84043-450 - Ponta Grossa, PR
Phone: +55-(0)42-3302-2100
Fax: +55-(0)42-3302-2120
www.makita.com.br

São Paulo sales office (MBR)

Rua Makita Brasil, 200 - Bairro Cooperativa - São Bernardo do Campo - SP CEP 09852-080
Phone: +55-(0)11-4392-2411 / 2199-2500
Fax: +55-(0)11-4392-2471

Bahia sales branch

Rua Itagi, 491 - Bairro Pitangueiras - Lauro de Freitas, BA CEP: 42701-370
Phone: +55-(0)71-3252-0154

Critiba service center

Rua Comendador Roseira, 499 Bairro Prado Velho, Curitiba, PR CEP 80215-210
Phone: +55-(0)41-3333-8070

Rio de Janeiro service center

Av. Das Américas, 2250 - Loja J/K - Barra da Tijuca - Rio de Janeiro, RJ CEP:22640-101
Phone: +55-(0)21-3151-7933

Recife service center

Av. Marechal Mascarenhas de Moraes, 630, Bairro Imbiribeira, Recife, PE CEP 51170-000
Phone: +55-(0)81-3428-0210

Belo Horizonte service center

Rua Juiz de Fora, 95 - Bairro Barro Preto, Belo Horizonte, MG CEP 30180-060
Phone: +55-(0)31-2531-2017

Pará Sales Branch

Rodovia BR 316, Km 04 Loja 04-Bairro Águas Lindas, Ananindeua / PA CEP 67020-000
Phone: +55-(0)91-3237-7186

Porto Alegre service center

Av. Sertorio , 5539 - JD. Lindoia - Porto Alegre - RS CEP: 91050-371
Phone: +55-(0)51-3344-1464

Guaixupé service center

Av. Paulo Ribeiro do Valé, 1539 - Japy, Guaixupe - MG, CEP 37800-000
Phone: +55-(0)35-3551-2825

ARGENTINA

Makita Herramientas Eléctricas de Argentina S.A.

LISANDRO DE LA TORRE 1246, PARQUE INDUSTRIAL PILARICA, FATIMA, PILAR PROVINCIA DE BUENOS AIRES, CP1629
Phone: +54 (230)444-1100
Fax: +54 (230)444-1105
www.makita.com.ar

CHILE

Makita Chile Comercial Ltda.

Head Office

AV.EL PARQUE 1307,PARQUE 5,MODULO 12, SECTOR ENEA PONIENTE PUDAHUEL, SANTIAGO,CHILE CP9031244
Phone: +56-2-2540-0400
www.makita.cl

Temuco factory service center

Av. Pedro de Valdivia #0524 , Local 13 y 14, Temuco
Phone: +56-2-2540-0460

Antofagasta factory service center

Pedro Aguirre Cerda 6259, local 3, Antofagasta
Phone: +56-2-2540-0470

PERU

Makita Peru S.A.

Panamericana Sur - Km. 29, Distrito de Lurin, Provincia de Lima Centro de Operaciones "MEGACENTRO LURIN" Locales B1, B23, B24
Phone: +51-(1)-713-1212
www.makita.pe

Bolivia Branch

Av. Japón Nro. 3340 (3er. Anillo externo) entre Av. Alemana y Mutualista
Phone: +59-(1)-3347-1147

COLOMBIA

MAKITA COLOMBIA S.A.S

Head Office

Bodega 3 Lote 123, Centro Empresarial Celta Trade Park, Kilometro 7 Autopista Bogotá-Medellín Funza, Cundinamarca, Colombia
Phone: +57-601-742-9245
www.makita.com.co

Paloquemao factory service center

Carrera 22#18-63, Bogotá, Cundinamarca, Colombia
Phone: +57-601-742-9245 EXT.532

UNITED KINGDOM

Makita (U.K.) Ltd.

Head office

Michigan Drive, Tongwell, Milton Keynes, Bucks MK15 8JD
Phone: +44-(0)1908-211678
Fax: +44-(0)1908-211400
www.makitauk.com

Wigan Warehouse

Challenge Way, Martland Park, Wigan, WN5 0LD
Phone: +44-(0)1908-211678
Fax: +44-(0)1908-211400

Scotland factory service center

Unit 4A, Albion Trading Estate, 750 South Street, Glasgow, G14 0SY
Phone: +44-(0)141-9545861

London factory service center

V5 Vector Park, Forest Road, Feltham, Middlesex, TW13 7EJ
Phone: +44-(0)20-88900586

Makita Manufacturing Europe Ltd.

Hortonwood 7, Telford, Shropshire TF1 7YX
Phone: +44-(0)1952-677688
Fax: +44-(0)1952-677678

FRANCE

Makita France SAS

Head office

37, avenue Graham Bell, ZAC Léonard de Vinci, Bussy Saint-Georges, 77607 Marne-la-Vallée Cedex 3
Phone: +33-(0)1-6094-6400
Fax: +33-(0)1-6094-6380
www.makita.fr

Nantes office

Le Pan Loup, 44220 Couéron
Phone: +33-(0)2-5177-8977
Fax: +33-(0)2-4063-8376

Bordeaux office

137, Rue de la Croix-de-Monjous, 33170 Gradignan
Phone: +33-(0)5-5796-5270
Fax: +33-(0)5-5796-5275

Nord office

Village d'Entreprises, 51, Rue Trémière, 59650 Villeneuve d'Ascq
Phone: +33-(0)3-2059-7020
Fax: +33-(0)3-2047-2220

Dijon office

5, Rue Edmond Voisenet, 21000 Dijon
Phone: +33-(0)3-8054-0880
Fax: +33-(0)3-8054-0881

Lyon office

29 rue Antoine Condorcet, 38090 Villefontaine
Phone: +33-(0)7-8563-8049
Fax: +33-(0)1-60-94-63-86

Toulouse office

15, Rue de Boudeville, Z.I. de Thibaud, 31104 Toulouse
Phone: +33-(0)5-6143-2200
Fax: +33-(0)5-6143-2201

SPAIN

Makita, S.A.

Head office

C/ Juan de la Cierva, 7-15, 28823 Coslada (Madrid)
Phone: +34-91-671-1262
Fax: +34-91-671-8293
www.makita.es

Barcelona Office

Sector ind. La Post c/ Barcelona 3-5 08850 Gavá(Barcelona)
Phone: +34-935-669-124

PORTUGAL

Makita - Ferramentas Electricas, Sociedade Unipessoal, Lda.

portugal sales division

Centro empresarial de Alverca, Vale das Ervas, Armazém C2 2615-187 Alverca do Ribatejo
Phone: +351-219-936-750
Fax: +351-219-574-982
www.makita.pt

ITALY

Makita S.p.A.

Via Don Luigi Sturzo 56/58, Arluno, 20004, Milano, Italy
Phone: +39-0331-524111
Fax: +39-0331-420285
www.makita.it

GREECE

Makita Hellas S.A.

Tatoiou 34, Acharnes, ATTIKI PC13677
Phone: +30-210-8071241
Fax: +30-210-8072245
www.makita.gr

FINLAND

Makita Oy

Teilimäki 4 FIN-01530 Vantaa, Finland
Phone: +358-(09)8578-830
Fax: +358-(0)9-857-88211
www.makita.fi

FSC

Krouvintie 5 90400 Oulu, Finland
Phone: +358 (0)8 -237-48930

ESTONIA

Makita Oy Estonian Branch

Estonian office

Piirimäe 13, 76406 Saku vald, Harjumaa maakond
Phone: +372-6-510-380
Fax: +372-6-510-399
www.makita.ee

LATVIAN

Makita OY Latvian Branch

Latvian factory service center

Vienības gatve 153/1, Mārupes Mārupes nov., LV-2167, LATVIA
Phone: +371 6796 9564
Fax: +371 6796 9564
www.makita.lv

LITHUANIAN

Makita OY Lithuanian Branch

Lithuanian factory service center

L. Zamenhofo Str. 3, Vilnius, LT-06332, LITHUANIA
Phone: +370 5 236 0400
Fax: +370 5 236 0407
www.makita.lt

SWEDEN

Makita Sweden

Bergkällavägen 36A 192 79 SOLLENTUNA SWEDEN
Phone: +46-8-505-819-00
Fax: +46-8-505-819-69
www.makita.se

NORWAY

Makita Norway

Løxaveien 15 1351 Rud Norway
Phone: +47-67 17 69 00
Fax: +47 67 17 69 01
www.makita.no

THE NETHERLANDS

Makita Nederland B.V.

Head office

Park Forum 1101 5657HK Eindhoven
Phone: +31-(0)40-206-4040
Fax: +31-(0)40-206-4096
www.makita.nl

Utrecht Service Center

Straat van Gibraltar 6, 3446CM Woerden
Phone: +31-(0)40-206-4040
Fax: +31-(0)40-206-4096

BELGIUM

S.A. Makita N.V.

Jan-Baptist Vinkstraat 2 3070 Kortenberg
Phone: +32-(0)2-257-1840
Fax: +32-(0)2-253-0101
www.makita.be

Antwerp

Makita FSC Boom Industrieweg 1C 2850 Boom
Phone: +32-(0)2-257-1840

Charleroi Service Center

Avenue de Heppignies 6 6220 Fleurus

GERMANY

Makita Werkzeug GmbH

Head office

Makita Platz 1, 40885 Ratingen
Phone: +49 (0)2102 1004-0
Fax: +49 (0) 2102 1004-128
www.makita.de www.dolmar.de/

Makita Service Center Hamburg

Jenfelder Strasse 51, 22045 Hamburg
Phone: +49 (0) 2102 1004-456
Fax: +49 (0) 2102 1004-493

Makita Service Center Berlin

Gartenfelder Strasse 29 – 37 Gebäude 44, 13599 Berlin
Phone: +49 (0)30 339 756 50

Makita Service Center Lehrte

Everner Strasse 30, 31275 Lehrte
Phone: +49 (0)5132 5042153
Fax: +49 (0)2102 1004475
www.makita.de

Makita Service-Center Groß-Gerau

Hans-Böckler-Str. 22 64521 Groß-Gerau
Phone: +49 (0)6152 9788500
www.makita.de

Makita Logistics Center South Germany

Baumschulenstrasse 1B, 93083 Obertraubling
Phone: +49 (0)2102 1004-410
www.makita.de

Makita Engineering Germany GmbH

Jenfelder Strasse 38, 22045 Hamburg
Phone: +49-(0)40-66986-0
Fax: +49-(0)40-66986-352
www.makita-engineering.de

DENMARK

Makita Elværktøj Danmark

Denmark office

Vegavej 17, 8700 Horsens, Denmark
Phone: +45-76-254400
www.makita.dk

SWITZERLAND

Makita SA

Chemin du Vuasset 7 CH-1028 Preverenges
Phone: +41-(0)21-811-5656
Fax: +41-(0)21-811-5678
www.makita.ch

Espace Mittelland Training Service Center

Lerchenweg 14 CH-4538 Oberbipp
Phone: +41-(0)32 631 01 76
Fax: +41-(0)32 631 01 79

AUSTRIA

Makita Werkzeug Gesellschaft m.b.H.

Airportstraße 4, A-2401 Fischamend
Phone: +43-(0)2232-77700-0
Fax: +43-(0)2232-77700-13
www.makita.at

SLOVENIA

MAKITA.d.o.o.

Brnčičeva 17, SI-1231 Ljubljana-Črnuče, Slovenia
Phone: +386(0) 590 83 600
Fax: +386(0) 590 83 601
www.makita-see.com

CROATIA

Croatia factory service center

Kreše Golika 3A, HR- 10000 Zagreb
Phone: +385 1 2078 252
www.makita-see.com

UKRAINE

Makita Ukraine LLC

61 Oleha Onikiyenka Str., Brovary, Kyiv region 07400, Ukraine
Phone: +38 (044) 494-23-70
+38 (044) 494-23-71
Fax: +38 (044) 494-23-73
www.makita.ua

Dnipro FSC

5 Kursanta Ckorobogatka Str., Dnipro, Dnipropetrovsk region 49124, Ukraine
Phone: +380 (44) 492-27-73

POLAND

Makita Sp. z o.o.

Head office

ul. Bestwińska 103 43-346 Bielsko - Biąła
Phone: +48-(0)33-484-0200
Fax: +48-(0)33-818-4059
www.makita.pl

Warsaw branch

Moszna-Parcela 29 05-840 Brwinów
Phone: +48-(0)22-177-7300

CZECH REPUBLIC

Makita, spol. s r.o.

Kaštanová 555/125d 620 00 Brno
Phone: +42-(0)5-432-16944
Fax: +42-(0)5-432-16946
www.makita.cz

Prague Service Center

K Bílému Vrchu 3040/16, 193 00 Prague 9
Phone: +42-(0)2-991-40585

SLOVAKIA

Makita s.r.o.

Priemyselná 26 974 01 Banská Bystrica
Phone: +421-(0)48-4161-772
Fax: +421-(0)48-4161-769
www.makita.sk

HUNGARY

Makita Elektromos Kíségpértékesítő Kft.

8000 Székesfehérvár, Kukorica utca 7.
Phone: +36-22-507-472
Fax: +36-22-507-484
www.makita.hu

MIDDLE EAST/ AFRICA

ROMANIA

Makita Romania S.R.L.

Str. I.C. Bratianu nr. 164 Depozit Faza 3
077030 Comuna Branesti jud. Ilfov
Romania
Phone: +40 21 569 80 61
+40 21 569 80 62
Fax: +40 21 569 80 59
www.makita.ro

Cluj-Napoca Factory Service Center

Str. Bld. Muncii, Nr. 68, 400641
Cluj, Romania
Phone: +40 21 569 80 61

Iasi Factory Service Center

Boulevard Poitiers No. 2, 700671
Iasi, Romania
Phone: +40 21 569 80 61

SC Makita EU SRL

Str. I.C. Bratianu, nr. 164, Comuna Branesti,
jud. ILFOV, ROMANIA 077030
Phone: +40-21-310-7675
Fax: +40-21-200-0219

BULGARIA

Makita Bulgaria EOOD

Okolovrasten Pat (circle road), No.373,
Sofia 1186, Bulgaria
Phone: +359-2-921-0551
Fax: +359-2-921-0550
www.makita.bg

RUSSIA

Makita LLC

Krasnoprolinarskaya street, 4, 1F
Entrance 3, Moscow 127006
Phone: +7 (495) 109-88-66

MAKITA LLC, Vladivostok branch

83, 1st RABOCHAYA str. ARTEM 692770,
RUSSIA
Phone: +7(423)202-65-23

MAKITA LLC, Novosibirsk branch

15, Dargomyzhskogo str., Novosibirsk,
Russia, 630047
Phone: +7 (383) 209 18 19
Fax: +7 (383) 209 18 19

MAKITA LLC, Samara Branch

3 Mirnaya str., Samara, Russia, 443035
Phone: +7 (846) 202 90 50
+7 (846) 202 42 83

MAKITA LLC, Krasnodar branch

32/2, Turgenevskoe, Takhtamukaisky
district, Adygea Republic, Russia, 385132
Phone: +7 (861) 238 24 97

MAKITA LLC, Yekaterinburg Branch

5, pereulok Avtomatiki, Yekaterinburg,
Russia, 620049
Phone: +7 (343) 286 00 09

BELARUS

MAKITA LLC, Belarus Branch

"Green Plaza", 10a, Biruzova str., Minsk,
220073, Belarus
Phone: +375 17 337 1111
www.makita.by

GEORGIA

LTD «Makita Georgia»

64, D. Guramishvili avenue, 0141, Tbilisi,
Georgia
Phone: +995 032 243 06 43

KAZAKHSTAN

Makita Kazakhstan LLP

Kommunalnaya 39, 050016, Almaty,
Kazakhstan
Phone: +7 727 233 0827
Fax: +7 727 382 7921

UNITED ARAB EMIRATES

Makita Gulf FZE

P.O. Box 17133,
Jebel Ali Free Zone, Dubai, UAE
Phone: +971-(0)4-8860-804
Fax: +971-(0)4-8860-805
www.makita.ae

TANZANIA

MAKITA AFRICA LIMITED

P.O. Box 20998,
2nd Floor, Staywell Office Building, Haile
Selassie Road, Msasani Peninsula, Dar es
Salaam, Tanzania
Phone: +255 22 2602870

MOROCCO

MAKITA MOROCCO SARLAW

Rte Zenata Lot Marhaba Show Room N5
Espace Commercial Asteria Amal 5 A S,
20250 Casablanca, Morocco
Phone: +212 522 344808
Fax: +212 522 355696

OCEANIA

AUSTRALIA

Makita (Australia) Pty. Ltd.

Head office

2 Litton Close Pemulwuy, NSW. 2145
Phone: +61 1300 361 690
Fax: +61 1300 361 770
www.makita.com.au

Hobart office

32a Chapel Street Glenorchy, TAS 7010
Phone: +61 1300 361 690
Fax: +61 1300 361 770

Perth office

374A Kenwick Rd Maddington WA 6109
Phone: +61 1300 361 690
Fax: +61 1300 361 770

Factory Service Center

Sydney, Melbourne, Brisbane, Perth,
Hobart, Townsville

NEW ZEALAND

Makita (New Zealand) Ltd.

Head office

46 Westpoint Drive, Hobsonville,
Auckland 0618
Phone: +64-(0)9-479-8251
Fax: +64-(0)9-479-8259
www.makita.co.nz

Christchurch Office

Unit 10, 11, 8 Islington Ave, Christchurch
,8042
Phone: +64-(0)3-930-0500


Factory Service Center

Auckland, Christchurch, Wellington

Product Catalogue



Makita Corporation
3-11-8 Sumiyoshi-cho, Anjo, Aichi 446-8502 Japan
www.makita.com



MAKITA
official channel